

Framingham State University

Office of Institutional Research

2017-2018 Undergraduate Alumni Survey

Total Respondents: 104

July 2021

Table of Contents

Executive Summary.....	3
Indicate your level of agreement concerning whether FSU lived up to your expectations in the following areas:.....	4
Check all of the activities below which your regarded as important aspects of your undergraduate experience:.....	5
Did you complete an internship and/or practicum while enrolled at FSU?	7
Yes, the name of the employer I worked for is:.....	7
Did this internship help you network to employment after graduation?	9
Have you enrolled in a degree program since graduating from FSU?.....	10
Which type of program are you enrolled in?.....	11
What is the name of the college or university you are attending and the degree you are completing?...	11
Due to the spread of COVID-19 has your status as a student been impacted?	12
If so, what changes have occurred?.....	12
Due to the spread of COVID-19 has your current employment been impacted?	13
Are you currently working for pay right now?.....	15
What type of organization is your primary employment?	16
What is the name of the firm or organization and the title of your position?	16
Location:.....	20
What is your appropriate annual salary range?	20
Have you attained a leadership position at your current job?	21
Is your current position related to your undergraduate field(s) of study?.....	22
Overall, how much has FSU contributed to the knowledge and skills required at your current position?	23
Indicate the degree to which FSU contributed to your knowledge/skills/abilities in... ..	24
Please indicate your major at the time of graduation from FSU.	25
Was the primary major you listed the first you enrolled in at FSU?.....	26
No- What program did you first enroll in?.....	26
What was your classification upon entering FSU?.....	27
What is your racial background?	28
Gender:	28
Do you identify as transgender?	28

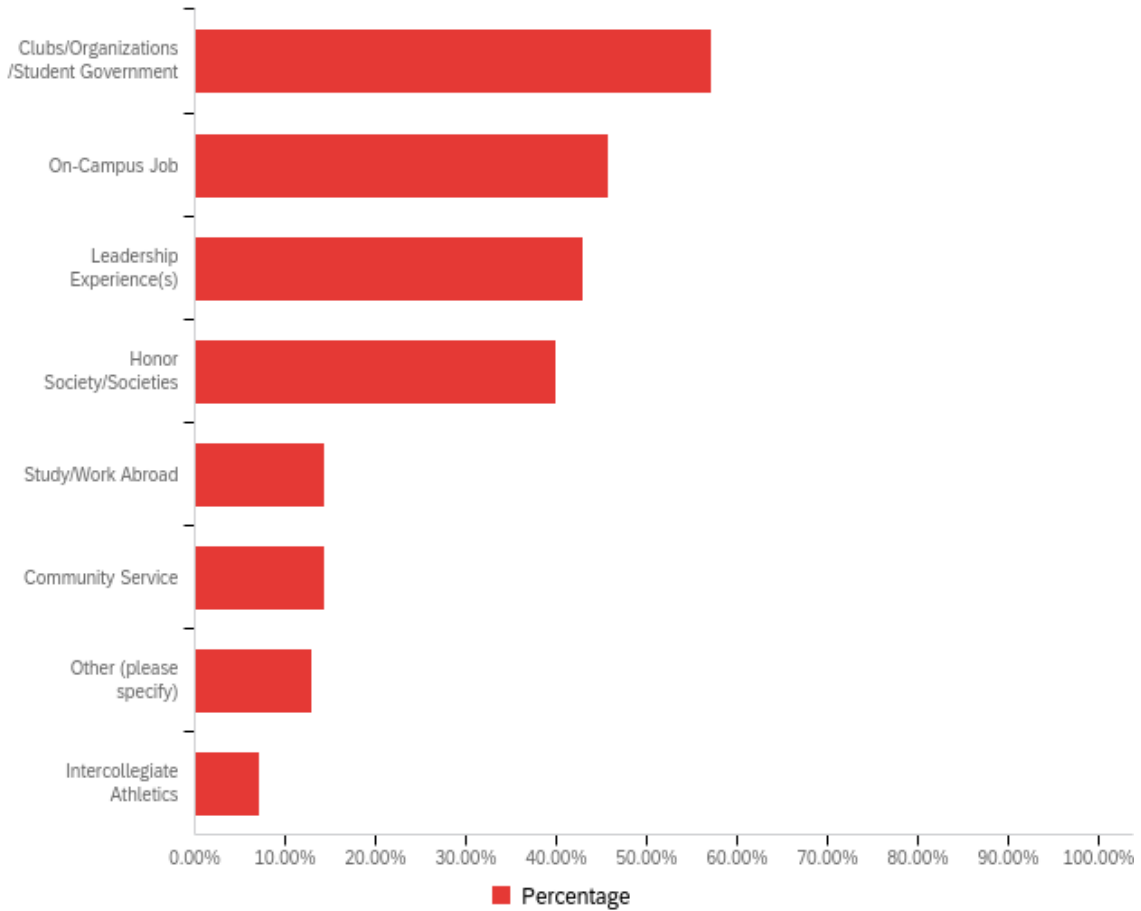
Executive Summary

Was your program of study what you first enrolled in at FSU?	73% said "Yes"
What was your classification upon entering FSU?	57% said "First-Time Student"
Level of agreement concerning whether FSU lived up to your expectations?	A majority of respondents indicated agreement or strong agreement that FSU had lived up to its expectations (See page 5).
Which activities would you regard as the most important aspects of your undergraduate experience?	57% said "Clubs/Organizations/Student Government" 46% said "On-Campus Jobs"
Did you complete an internship/practicum while enrolled at FSU?	50% said "Yes"
Did the internship help you network employment after graduation?	81% of respondents who completed an internship/practicum said "Somewhat" or "Yes"
Have you enrolled in a degree program since graduating from FSU?	31% said "Yes"
Which type of program are you enrolled in?	76% of respondents enrolled in a degree program are earning a "Master's Degree"
What is the name of the institution you are attending?	20% are attending Framingham State University 12% are attending Southern New Hampshire University
Are you currently working for pay right now?	94% said they are employed 78% said they were employed "full-time"
What type of organization is your primary employment?	33% said "Private for-profit" 13% said "Private non-profit organization"
Location of employment?	87% said "Massachusetts"
What is your approximate annual salary?	42% said "\$40,000-\$59,999" 22% said "\$60,000-79,999"
Have you obtained a position of leadership?	35% said "Yes"
Is your current position related to your field of study?	78% said their job is related to their major
How much did FSU contribute to the knowledge and skills required at that position?	70% said FSU contributed either significantly or moderately

Indicate your level of agreement concerning whether FSU lived up to your expectations in the following areas:

Question	Strongly Disagree	Disagree	Neutral	Agree	Strongly Agree	Total
The small class size	0.00% 0	0.00% 0	12.64% 11	42.53% 37	44.83% 39	100% 87
The personal attention you received	2.30% 2	8.05% 7	13.79% 12	40.23% 35	35.63% 31	100% 87
The faculty/staff cared about your success	3.45% 3	5.75% 5	16.09% 14	28.74% 25	45.98% 40	100% 87
The academic rigor of your program	0.00% 0	9.20% 8	20.69% 18	47.13% 41	22.99% 20	100% 87
The academic reputation of FSU	0.00% 0	2.30% 2	25.29% 22	50.57% 44	21.84% 19	100% 87
FSU's graduates obtain good jobs	2.30% 2	5.75% 5	34.48% 30	43.68% 38	13.79% 12	100% 87

Check all of the activities below which you regarded as important aspects of your undergraduate experience:

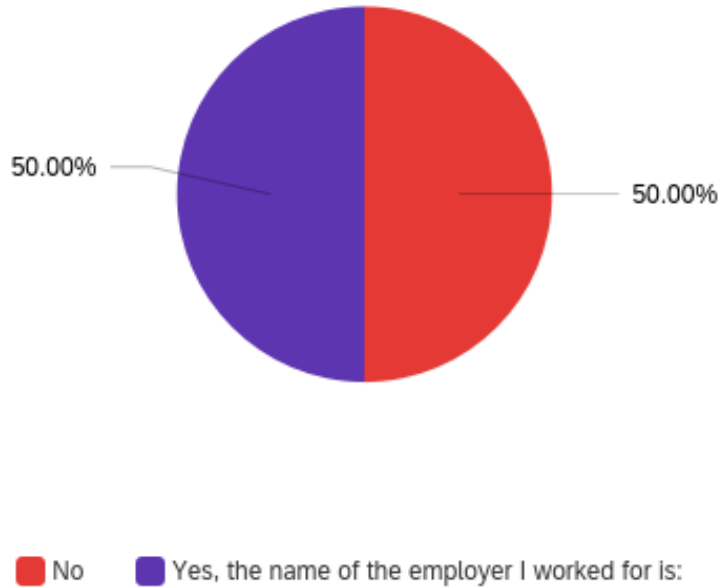


Answer	Percent of Cases*	Response Count
Clubs/Organizations/Student Government	57.14%	40
On-Campus Job	45.71%	32
Leadership Experience(s)	42.86%	30
Honor Society/Societies	40.00%	28
Study/Work Abroad	14.29%	10
Community Service	14.29%	10
Other (please specify)	12.86%	9
Intercollegiate Athletics	7.14%	5
Total		70

Other (please specify)
Having a child daycare on campus
Dorm life
Participation in the [redacted] committee, and [redacted] board. - FSU fell short in ability to build strong communities on campus to drive a "success" culture. There are few opportunities to put experiential learning to use ON the actual campus. Letting the "inmates run the asylum" is not a bad thing and should be considered a part of the FSU experience. Think INCUBATOR experience !
Teachers assistant/ study guide
Production courses
Relationship building with peers and professors
On campus internships
Homework

*Percent of Cases (Number of times the factor was selected divided by the number of respondents that answered the question)

Did you complete an internship and/or practicum while enrolled at FSU?



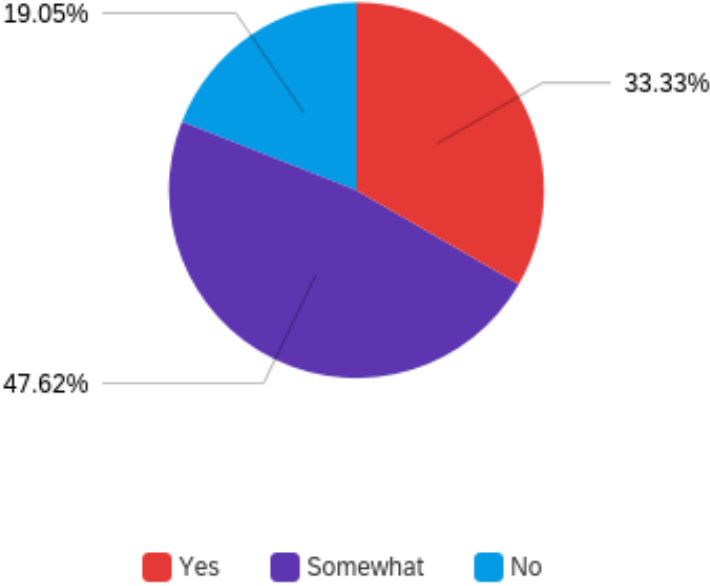
Answer	Response Percent	Response Count
No	50.00%	42
Yes, the name of the employer I worked for is:	50.00%	42
Total	100%	84

Yes, the name of the employer I worked for is:

BJ's Wholesale Club & Schofer Dillberg & Company, Inc.
Coca Cola
Cotting School
DCF-Framingham
Find the Cause Breast Cancer Foundation
First Year Programs
Foxborough High School
Framingham Correction Facility
Framingham State University
Framingham State University
Framingham State University Office of Marketing and Communications
Home Base Program

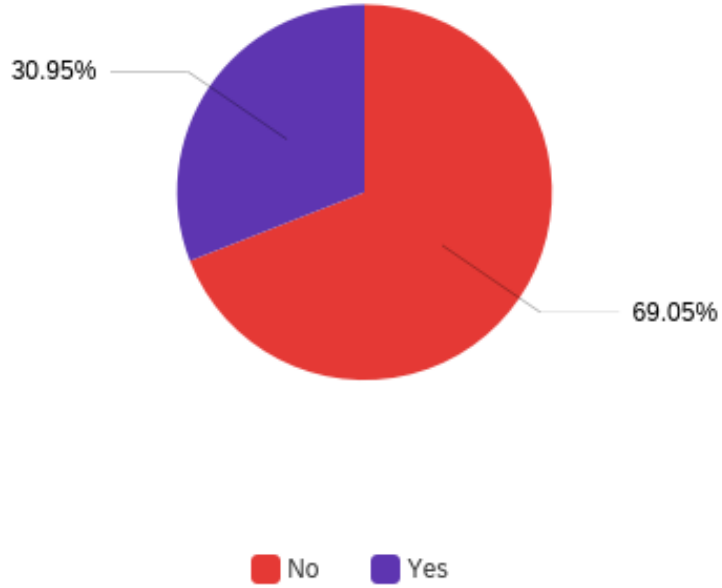
Hudson high school
Interned with the FSU HR Department
IT
Jebbit
Law Offices of Charles Kelley
Mass Audubon
MERC
MetroWest Economic Research Center
Milford regional medical center, Milford high school, North Attleboro YMCA, Foxborough YMCA, Brockton good Samaritan medical center, etc.
N/A
Natick Mall Security
NECN
Newburyport District Court
Partners Healthcare (undergrad)
Picis. It was an internship, but it was not run through the school
SILD (on campus) United Way and South Shore Hospital (off campus over the summer)
Sodexo
Student taught in Natick Public Schools
Suffolk Court
Sun Life Insurance
The Paper Store
The Price Center
TJX
Toolmex Inc.
UMass Memorial, Milton Public Schools, and Cooking Matters
Urbanity Dance
Versatile Communications
WIC

Did this internship help you network to employment after graduation?



Answer	Response Percent	Response Count
Yes	33.33%	14
Somewhat	47.62%	20
No	19.05%	8
Total	100%	42

Have you enrolled in a degree program since graduating from FSU?



Answer	Response Percent	Response Count
No	69.05%	58
Yes	30.95%	26
Total	100%	84

Which type of program are you enrolled in?

Answer	Response Percent	Response Count
Master's Degree	76.00%	19
Certificate	8.00%	2
Second Bachelor's Degree	4.00%	1
Doctoral Degree (Ph.D., Ed.D., etc)	4.00%	1
Professional (Law and Medicine)	4.00%	1
Other (please specify)	4.00%	1
Total	100%	25

Other (please specify)
Dietetic Internship

What is the name of the college or university you are attending and the degree you are completing?

Answer	Response Percent	Response Count
Bridgewater State University	4.00%	1
APB Teaching	4.00%	1
Endicott College	4.00%	1
Nursing	4.00%	1
Framingham State University	20.00%	5
English	4.00%	1
Masters in English	4.00%	1
Nutrition Education	4.00%	1
Public Administration	4.00%	1
Secondary Education	4.00%	1
Institution not Listed	4.00%	1
Nursing	4.00%	1
Merrimack College	4.00%	1
Masters in Higher Education	4.00%	1
New England College	4.00%	1
Accounting	4.00%	1
Northeastern University	4.00%	1
Master of Legal Studies	4.00%	1
Quinsigamond Community College	4.00%	1
HVAC/R	4.00%	1
Salem State University	4.00%	1
M.Ed Higher Education in Student Affairs	4.00%	1
Southern New Hampshire University	12.00%	3

Clinical Mental Health Counseling	4.00%	1
Community Economic Development	4.00%	1
Public Health	4.00%	1
Suffolk Law School	4.00%	1
Juris Doctor	4.00%	1
Syracuse University	4.00%	1
Journalism	4.00%	1
UMass Boston	4.00%	1
Biology	4.00%	1
UMass Dartmouth	4.00%	1
Research Psychology	4.00%	1
UMass Lowell	4.00%	1
MPH-Epidemiology	4.00%	1
United States University	4.00%	1
MBA	4.00%	1
Wellness Workdays	4.00%	1
Dietetic Internship	4.00%	1
Westfield State University	4.00%	1
MA Counseling	4.00%	1
William James College	4.00%	1
Masters in Organizational Psychology with a concentration in Talent Management	4.00%	1
Total	100%	25

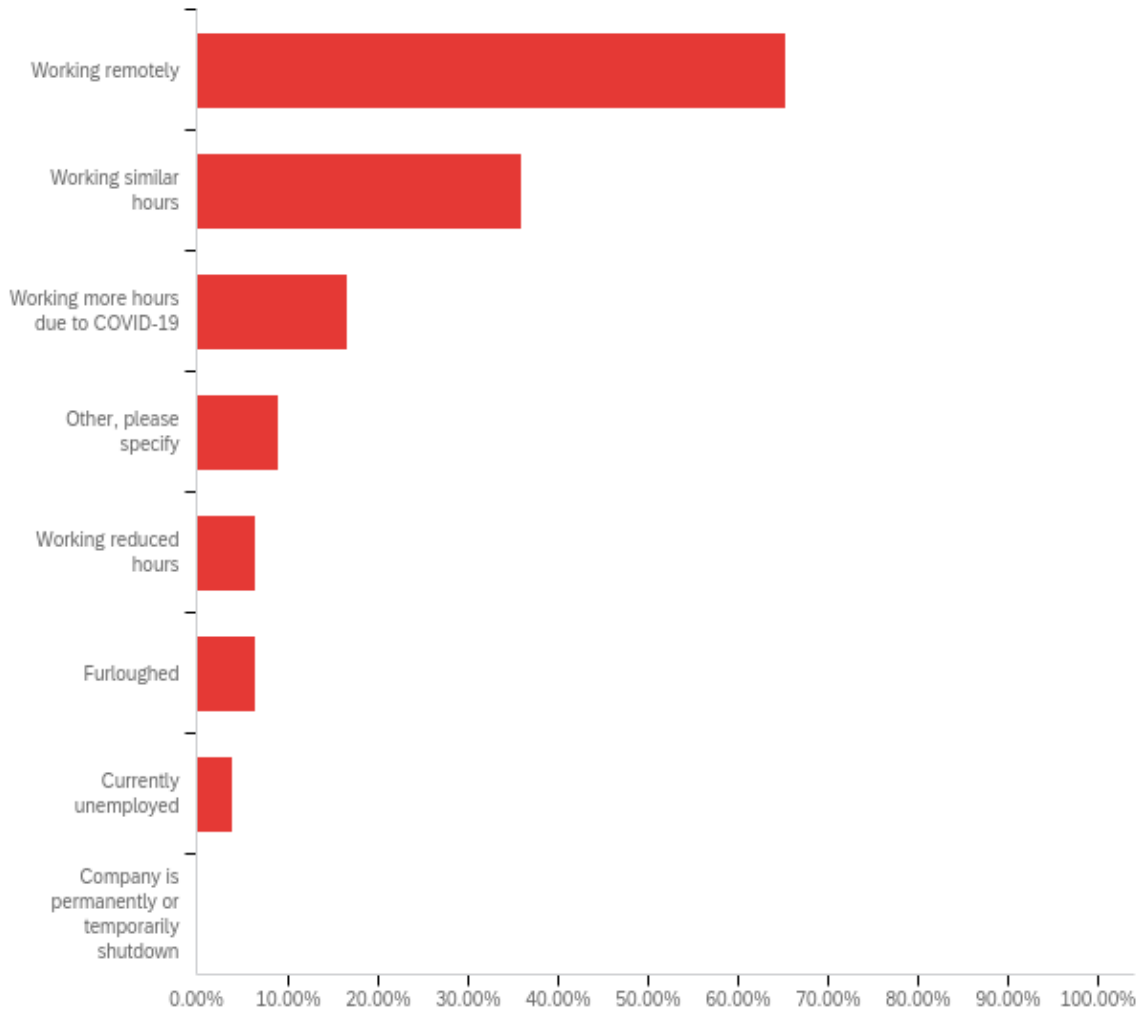
Due to the spread of COVID-19 has your status as a student been impacted?

Answer	Response Percent	Response Count
Yes	16.00%	4
No	84.00%	21
Total	100%	25

If so, what changes have occurred?

Remote
Relying on online classes
Taking all virtual courses, so far never stepping foot in the academic buildings, not being able to build personal connections with my peers
Online classes

Due to the spread of COVID-19 has your current employment been impacted? If so, what changes have occurred? Please select all that apply.

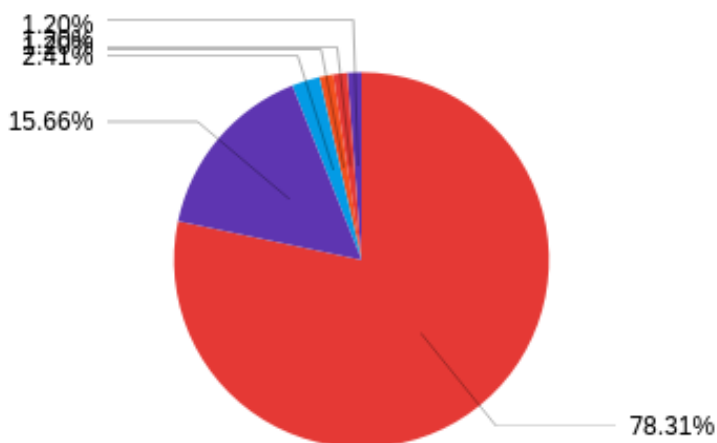


Answer	Percent of Cases*	Response Count
Working remotely	65.38%	51
Working similar hours	35.90%	28
Working more hours due to COVID-19	16.67%	13
Other, please specify	8.97%	7
Working reduced hours	6.41%	5
Furloughed	6.41%	5
Currently unemployed	3.85%	3
Company is permanently or temporarily shutdown	0.00%	0
Total		78

Other, please specify
changed industries
Temporary pay cut
My work has not been impacted although the company's operating model did change several times due to COVID-19
Was furloughed for a few months in 2020 and came back to work at full capacity once my job was deemed essential.
Temporarily worked remotely
Change of employment
In order- Furloughed, went to remote working, then back to working regular

*Percent of Cases (Number of times the factor was selected divided by the number of respondents that answered the question)

Are you currently working for pay right now?



- Yes, employed full-time ■ Yes, employed part-time ■ No, looking for work ■ No, raising a family
- No, retired ■ No, full-time student ■ No, part-time student ■ No, volunteer
- No, unpaid internship ■ No, Other (please specify)

Answer	Response Percent	Response Count
Yes, employed full-time	78.31%	65
Yes, employed part-time	15.66%	13
No, looking for work	2.41%	2
No, full-time student	1.20%	1
No, unpaid internship	1.20%	1
No, Other (please specify)	1.20%	1
No, raising a family	0.00%	0
No, retired	0.00%	0
No, part-time student	0.00%	0
No, volunteer	0.00%	0
Total	100%	83

No, Other (please specify)
No, currently studying for the Bar Exam

What type of organization is your primary employment?

Answer	Response Percent	Response Count
Private for-profit corporation/company/group practice	32.47%	25
Private non-profit organization (except education and international organizations)	12.99%	10
Other (please specify)	11.69%	9
Elementary or secondary education (public or private)	10.39%	8
International organization in the US	9.09%	7
State and local government, institution or agency (except education)	9.09%	7
Higher Education (public or private)	6.49%	5
Self-employed in own business or professional non-group practice	3.90%	3
International organization outside of the US	2.60%	2
Federal government (except military)	1.30%	1
U.S. Military	0.00%	0
Total	100%	77

Other (please specify)
Construction Company
Publicly traded - for profit corporation
Retail
IT COMPANY
Health care
Access station
Non-Profit, education based organization within early and elementary edu.
Research laboratory

What is the name of the firm or organization and the title of your position?

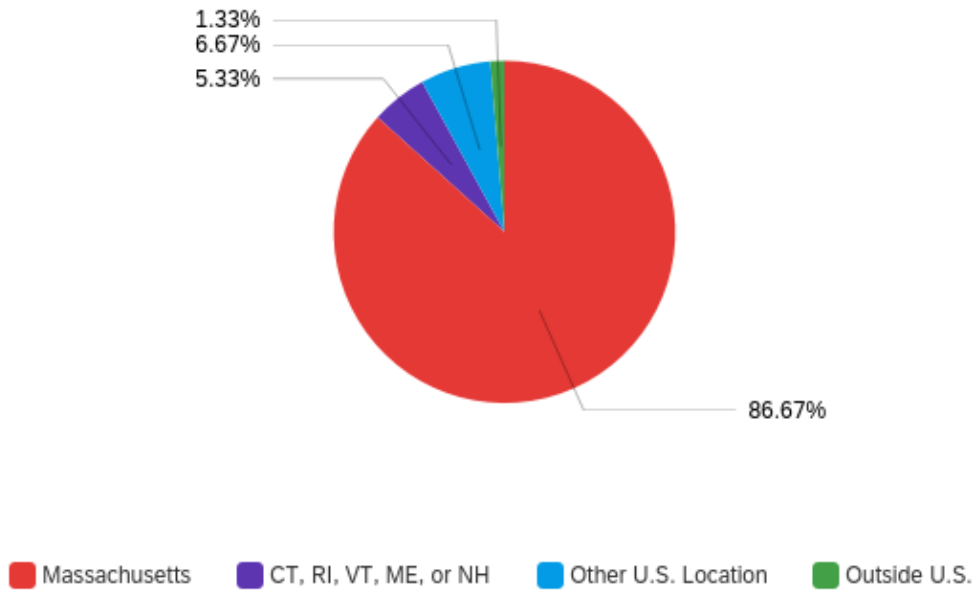
Answer	Response Percent	Response Count
Amazon	1.39%	1
Warehouse Worker	1.39%	1
Andover Water Department	1.39%	1
Water Department Laboratory Intern	1.39%	1
Aspen University	1.39%	1
Senior Enrollment Advisor	1.39%	1
AspenTech	1.39%	1
Software Developer	1.39%	1
Beacon Communities LLC	1.39%	1
Employee Relations Specialist	1.39%	1

Beauty Muse	1.39%	1
Esthetician/Manager	1.39%	1
Benchmark Senior Living	1.39%	1
Diet Technician	1.39%	1
Best Buy	1.39%	1
Sales Manager	1.39%	1
Big Sister Association of Greater Boston	1.39%	1
Coordinator	1.39%	1
Boston Medical Center	1.39%	1
Charge Nurse	1.39%	1
Boys & Girls Clubs of Metro South	1.39%	1
Director of Foundation & Donor Relations	1.39%	1
Cabela's	1.39%	1
Front End Lead	1.39%	1
Care.com	1.39%	1
Designer	1.39%	1
Center for Coastal Studies of Provincetown	1.39%	1
Member of Marine Animal Entanglement Response team	1.39%	1
Chelsea Police Department	1.39%	1
Police Officer	1.39%	1
Children Making Strides	1.39%	1
ABA Therapist	1.39%	1
China Unicom Americas	1.39%	1
Business Development Manager	1.39%	1
Colantonio Inc.	1.39%	1
Marketing Coordinator	1.39%	1
Dearborn Academy	1.39%	1
Administrative Assistant	1.39%	1
Dicerna Pharmaceuticals	1.39%	1
HR Business Partner Coordinator	1.39%	1
Dragonfly Flash	1.39%	1
CEO	1.39%	1
Environmental Health & Engineering	1.39%	1
Practice Administrator	1.39%	1
Foxborough Public Schools	1.39%	1
Teacher	1.39%	1
Framingham State University	1.39%	1
Clerk IV Admissions Processing	1.39%	1
Granite Telecommunications	1.39%	1
Sales	1.39%	1
Hanscom Federal Credit Union	1.39%	1
Service Desk Technician	1.39%	1
Highpoint Treatment Center	1.39%	1
Nurse Practitioner and Registered Nurse	1.39%	1
Holy Family Hospital/Bedford Pediatrics	1.39%	1
Clinical Dietitian/Outpatient Dietitian	1.39%	1

Hospital for Behavioral Medicine	1.39%	1
Mental Health Technician	1.39%	1
Indo Laboratories	1.39%	1
Laboratory Technician	1.39%	1
Intentsify, LLC	1.39%	1
Accounts Receivable and Payable Specialist	1.39%	1
Liaison International	1.39%	1
Marketing Coordinator	1.39%	1
Lowel General	1.39%	1
Nurse	1.39%	1
Luther Burbank Middle School	1.39%	1
Long Term Substitute	1.39%	1
Mass General Brigham (Partners Healthcare)	1.39%	1
Administrative Assistant	1.39%	1
Medfield TV	1.39%	1
Production Coordinator	1.39%	1
MetroWest YMCA	1.39%	1
Director	1.39%	1
Minerva Biotechnologies	1.39%	1
Cancer Scientist	1.39%	1
MIT	1.39%	1
Lab Technician	1.39%	1
My-Take LLC	1.39%	1
Marketing Analyst	1.39%	1
Nantucket High School	1.39%	1
Permanent Substitute Teacher	1.39%	1
New Hampshire Judicial Branch	1.39%	1
Information Center Representative	1.39%	1
Noom	1.39%	1
Health Coach	1.39%	1
Organization not Listed	8.33%	6
Accounts Receivable Specialist	1.39%	1
Contracts Manager	1.39%	1
Customer Service	1.39%	1
Paralegal	1.39%	1
People & Office Manager	1.39%	1
Program Coordinator	1.39%	1
Quincy Health and Rehabilitation	1.39%	1
Registered Dietitian	1.39%	1
Quincy Public Schools	1.39%	1
Assistant Foodservice Director	1.39%	1
Rhode island Department of Environmental Management	1.39%	1
Seasonal Technical Support Intern	1.39%	1
Rodenhiser Home Services	1.39%	1
Fleet Inventory Specialist	1.39%	1
Salmon Health and Retirement	1.39%	1

Director of Culinary Services	1.39%	1
SCAN of Northern Virginia	1.39%	1
Director, Communications and Public Awareness	1.39%	1
Simmons University	1.39%	1
Application Coordinator	1.39%	1
Skechers	1.39%	1
Assistant Manager	1.39%	1
Staples, Inc.	2.78%	2
Senior Accountant	1.39%	1
Tech Sales Associate	1.39%	1
Taunton Public School	1.39%	1
Substitute Teacher	1.39%	1
The TJX Companies	5.56%	4
Lead Freight Payment Coordinator	1.39%	1
Merchandise Assistant	1.39%	1
Software Engineer	1.39%	1
Technical Designer	1.39%	1
Theory Wellness	1.39%	1
Manufacturing Supervisor	1.39%	1
Three Sparrows Interior Design	1.39%	1
Assistant Designer	1.39%	1
Tumlare Corp.	1.39%	1
HR Manager	1.39%	1
USGS	1.39%	1
General Biologist	1.39%	1
Walden Behavioral Care	1.39%	1
Intake Coordinator Shift Supervisor	1.39%	1
Watertown Public Schools	1.39%	1
Third Grade Teacher	1.39%	1
Wayfair	1.39%	1
Category Associate	1.39%	1
WIC	1.39%	1
Nutritionist	1.39%	1
Total	100%	72

Location:

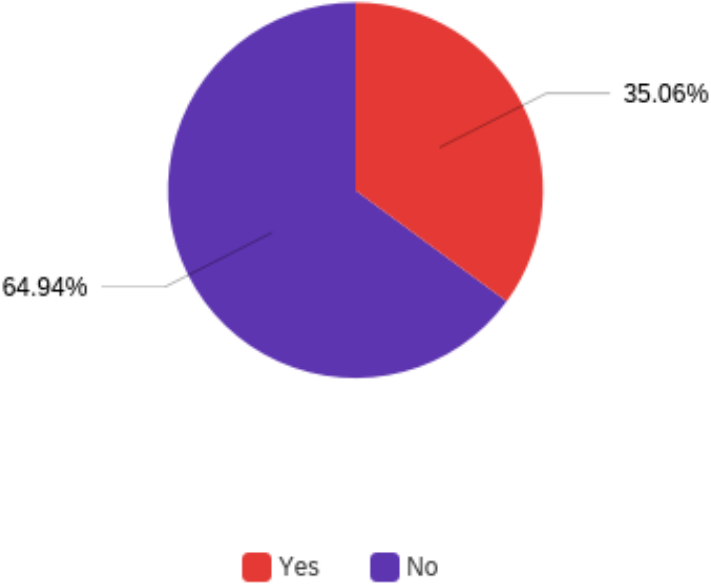


Answer	Response Percent	Response Count
Massachusetts	86.67%	65
Other U.S. Location	6.67%	5
CT, RI, VT, ME, or NH	5.33%	4
Outside U.S.	1.33%	1
Total	100%	75

What is your appropriate annual salary range?

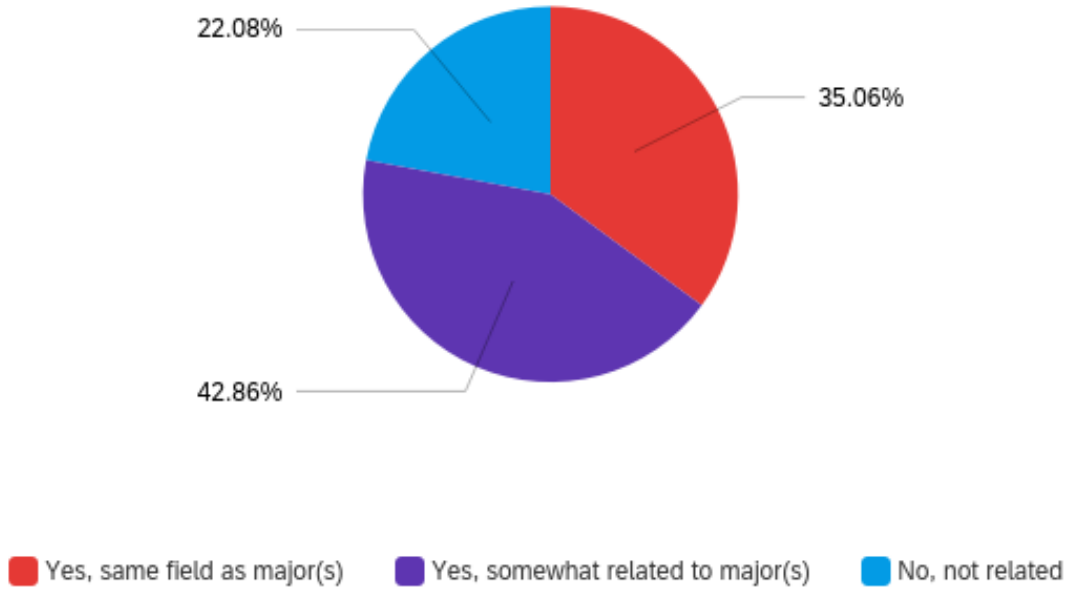
Answer	Response Percent	Response Count
Below \$ 30,000	14.86%	11
\$30,000 - \$39,999	13.51%	10
\$40,000 - \$49,999	16.22%	12
\$50,000 - \$59,999	25.68%	19
\$60,000 - \$69,999	13.51%	10
\$70,000 - \$79,999	8.11%	6
\$80,000 - \$89,999	2.70%	2
\$90,000- \$99,999	2.70%	2
100,000+	2.70%	2
Total	100%	74

Have you attained a leadership position at your current job?



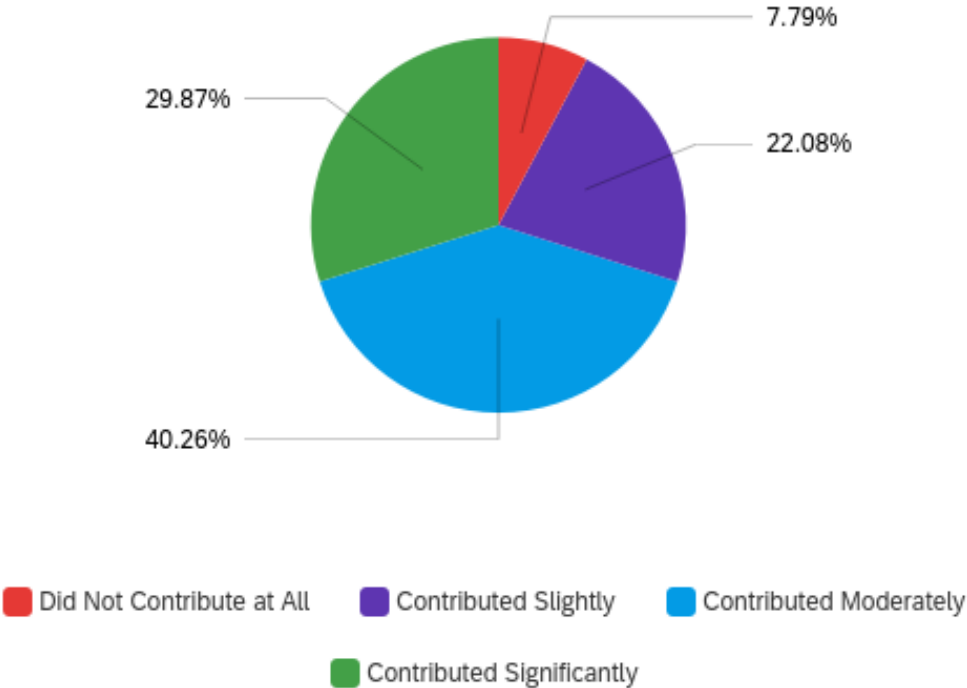
Answer	Response Percent	Response Count
Yes	35.06%	27
No	64.94%	50
Total	100%	77

Is your current position related to your undergraduate field(s) of study?



Answer	Response Percent	Response Count
Yes, same field as major(s)	35.06%	27
Yes, somewhat related to major(s)	42.86%	33
No, not related	22.08%	17
Total	100%	77

Overall, how much has FSU contributed to the knowledge and skills required at your current position?



Answer	Response Percent	Response Count
Did Not Contribute at All	7.79%	6
Contributed Slightly	22.08%	17
Contributed Moderately	40.26%	31
Contributed Significantly	29.87%	23
Total	100%	77

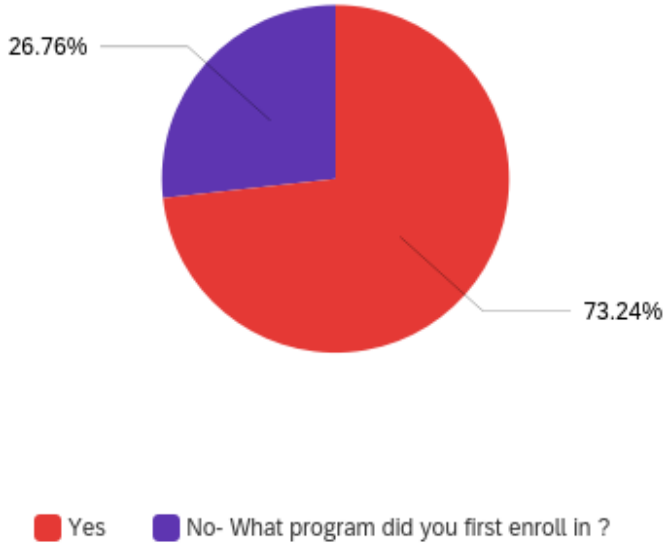
**Indicate the degree to which FSU contributed to your knowledge/skills/abilities
in...**

Question	Did Not Contribute at All	Slightly Contributed	Somewhat Contributed	Generally Contributed	N/A	Total
Apply concepts from your major in problem solving or work projects	6.67% 5	12.00% 9	21.33% 16	60.00% 45	0.00% 0	100% 75
Use information technology correctly and productively as part of professional work	12.00% 9	14.67% 11	24.00% 18	46.67% 35	2.67% 2	100% 75
Make clear formal presentations that fit audience interests	9.33% 7	12.00% 9	22.67% 17	50.67% 38	5.33% 4	100% 75
Write clearly and concisely	5.33% 4	12.00% 9	20.00% 15	61.33% 46	1.33% 1	100% 75
Critical thinking in addressing issues	5.33% 4	12.00% 9	20.00% 15	62.67% 47	0.00% 0	100% 75
Engage life-long learning through formal programs or independent learning	12.00% 9	10.67% 8	21.33% 16	49.33% 37	6.67% 5	100% 75
Solve complex problems in logical, methodical manner	8.00% 6	14.67% 11	20.00% 15	53.33% 40	4.00% 3	100% 75
Apply methods from your major (experimentation, analysis, programming, etc.) in problem solving or work projects	8.00% 6	13.33% 10	14.67% 11	61.33% 46	2.67% 2	100% 75
Function effectively as a member of a team	5.33% 4	12.00% 9	12.00% 9	68.00% 51	2.67% 2	100% 75
Function effectively in ethnically/culturally diverse environments	8.00% 6	10.67% 8	17.33% 13	60.00% 45	4.00% 3	100% 75
Develop creative, innovative ideas in work projects	9.33% 7	12.00% 9	26.67% 20	50.67% 38	1.33% 1	100% 75
Use quantitative data and reasoning to support decision making	6.76% 5	17.57% 13	21.62% 16	47.30% 35	6.76% 5	100% 74
Meet professional/ethical responsibilities	6.76% 5	13.51% 10	10.81% 8	67.57% 50	1.35% 1	100% 74
Proactively plan for your career	9.46% 7	21.62% 16	25.68% 19	41.89% 31	1.35% 1	100% 74
Find/Utilize a variety of informational resources needed for a project	9.59% 7	15.07% 11	12.33% 9	58.90% 43	4.11% 3	100% 73
Actively participate as a local and national citizen	15.07% 11	10.96% 8	20.55% 15	42.47% 31	10.96% 8	100% 73

Please indicate your major at the time of graduation from FSU.

Answer	Response Percent	Response Count
Food and Nutrition	10.96%	8
Psychology	9.59%	7
Marketing	8.22%	6
Environmental Science & Policy	6.85%	5
Criminology	5.48%	4
Accounting	5.48%	4
Communication Arts	5.48%	4
Liberal Studies	5.48%	4
English	5.48%	4
Business Administration	4.11%	3
Biology	4.11%	3
Art- Studio Art	4.11%	3
Nursing	4.11%	3
Sociology	2.74%	2
Computer Science	2.74%	2
Business & Information Technology	2.74%	2
Management	2.74%	2
Fashion Design and Retailing	2.74%	2
Economics	1.37%	1
Education - Elementary Education	1.37%	1
Mathematics	1.37%	1
Political Science	1.37%	1
Earth Science	1.37%	1
Total	100%	73

Was the primary major you listed the first you enrolled in at FSU?

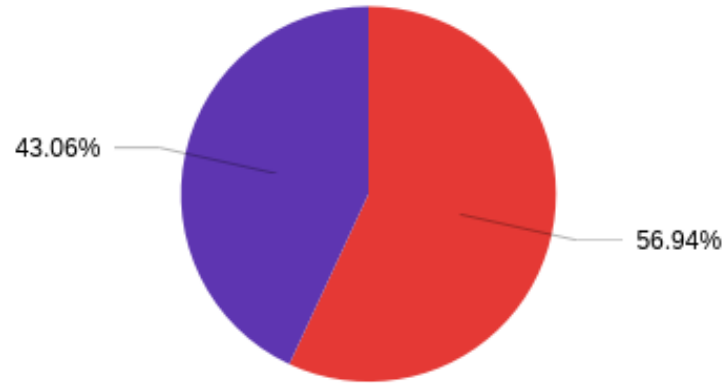


Answer	Response Percent	Response Count
Yes	73.24%	52
No- What program did you first enroll in ?	26.76%	19
Total	100%	71

No- What program did you first enroll in?

Answer	Response Percent	Response Count
Undeclared	21.05%	4
Biology	15.79%	3
Business Administration	10.53%	2
Accounting	5.26%	1
Secondary Education (math)	5.26%	1
History	5.26%	1
Mathematics	5.26%	1
Psychology	5.26%	1
Early Childhood Education	5.26%	1
Art History	5.26%	1
Spanish	5.26%	1
English	5.26%	1
Food and Nutrition	5.26%	1
Total	100%	19

What was your classification upon entering FSU?



■ First-Time Student (entered FSU as a freshman)

■ Transfer Student (transferred to FSU from another institution)

Answer	Response Percent	Response Count
First-Time Student (entered FSU as a freshman)	56.94%	41
Transfer Student (transferred to FSU from another institution)	43.06%	31
Total	100%	72

What is your racial background?

Answer	Response Percent	Response Count
White	70.00%	49
Black/African American	10.00%	7
Hispanic	10.00%	7
Asian	4.29%	3
Two or more races	4.29%	3
American Indian/Alaskan Native	1.43%	1
Cape Verdean	0.00%	0
Native Hawaiian/Other Pacific Islander	0.00%	0
Total	100%	70

Gender:

Answer	Response Percent	Response Count
Female	72.86%	51
Male	24.29%	17
Non-Binary/Third Gender	0.00%	0
I use another term	0.00%	0
Prefer not to say	2.86%	2
Total	100%	70

Do you identify as transgender?

Answer	Response Percent	Response Count
Yes	1.43%	1
No	95.71%	67
Prefer not to say	2.86%	2
Total	100%	70