



# **Framingham State University**

## **Academic Advising Survey Report 2022-23**

**(Appendix H)**

### **Child and Family Studies**

**Total Respondents: 6**

### **Office of Institutional Assessment**

Mark Nicholas, Ph.D.

Jena Shepard, B.S., Assistant Director

Hope Singas, B.A., Administrative Assistant

July 2023

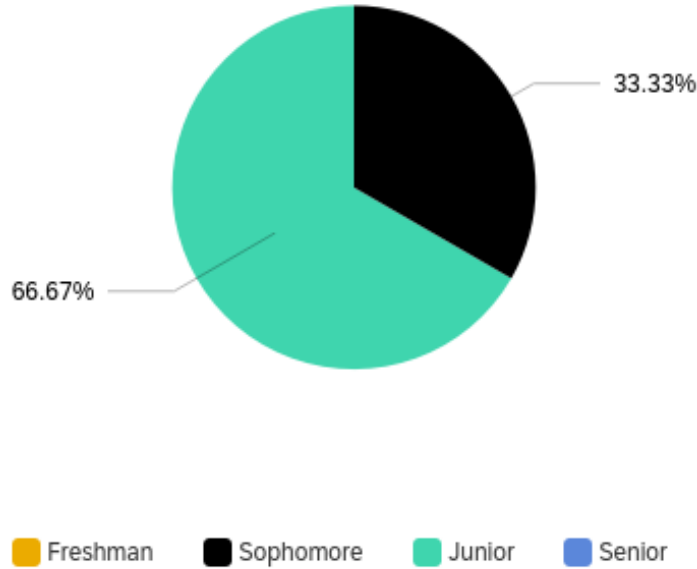
## Table of Contents

|  |           |
|--|-----------|
| <b>Class of Respondents .....</b>  | <b>3</b>  |
| <b>Major of Undergraduate Respondents.....</b>   | <b>3</b>  |
| <b>Question 3: How many advising sessions, including telephone and e-mail contacts, have you had with your advisor during this academic year?.....</b> | <b>4</b>  |
| <b>Question 4: How much time did you spend in those sessions on average? .....</b>   | <b>5</b>  |
| <b>Question 5 (a): Have you been able to visit your advisor when you need to? .....</b>  | <b>6</b>  |
| <b>Question 5 (b): Have you been able to spend as much time with your advisor as needed? .....</b>   | <b>7</b>  |
| <b>Question 6: Please describe your experience with your present advisor.....</b>  | <b>8</b>  |
| <b>Question 7: Did your advisor place final responsibility on you for decision making?.....</b>  | <b>9</b>  |
| <b>Question 8: How would you rate your overall advising experience with your present advisor? .....</b>  | <b>10</b> |
| <b>Question 9: Rank the three most important purposes for utilizing your advisor.....</b>  | <b>11</b> |

## Survey Response Report

The following is a detailed analysis of the survey response data.

### Class of Respondents

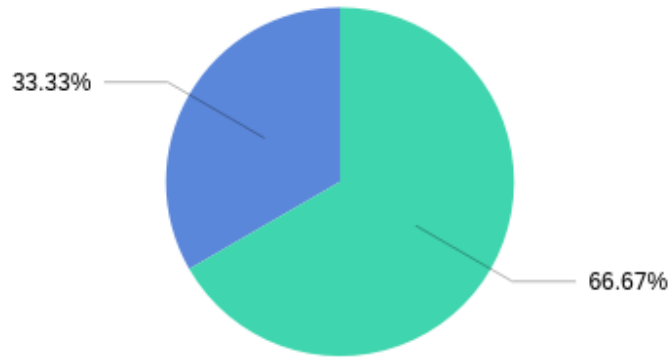


| Answer       | Response Percent | Response Count |
|--------------|------------------|----------------|
| Junior       | 66.67%           | 4              |
| Sophomore    | 33.33%           | 2              |
| Freshman     | 0.00%            | 0              |
| Senior       | 0.00%            | 0              |
| Graduate     | 0.00%            | 0              |
| <b>Total</b> | <b>100%</b>      | <b>6</b>       |

### Major of Undergraduate Respondents

| Answer                   | Response Percent | Response Count |
|--------------------------|------------------|----------------|
| Child and Family Studies | 100.00%          | 6              |
| <b>Total</b>             | <b>100%</b>      | <b>6</b>       |

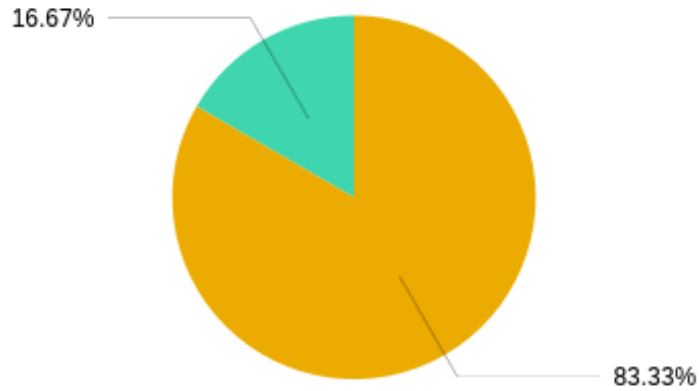
**Question 3: How many advising sessions, including telephone and e-mail contacts, have you had with your advisor during this academic year?**



■ None   
 ■ One   
 ■ Two   
 ■ Three to Five   
 ■ Six to Ten   
 ■ More than Ten

| Answer        | Response Percent | Response Count |
|---------------|------------------|----------------|
| Two           | 66.67%           | 4              |
| Three to Five | 33.33%           | 2              |
| None          | 0.00%            | 0              |
| One           | 0.00%            | 0              |
| Six to Ten    | 0.00%            | 0              |
| More than Ten | 0.00%            | 0              |
| <b>Total</b>  | <b>100%</b>      | <b>6</b>       |

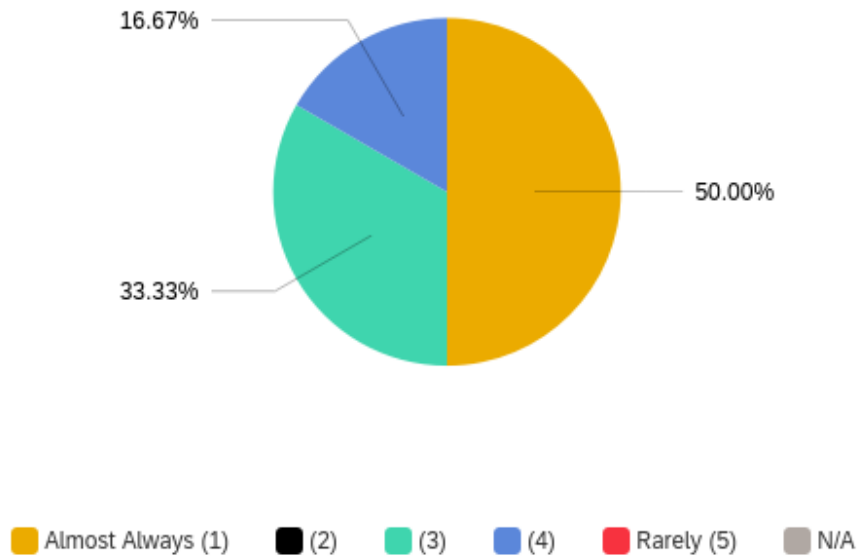
**Question 4: How much time did you spend in those sessions on average?**



■ Less than 15 minutes    
 ■ 15 to 30 minutes    
 ■ 31 minutes to 1 hour    
 ■ More than 1 hour

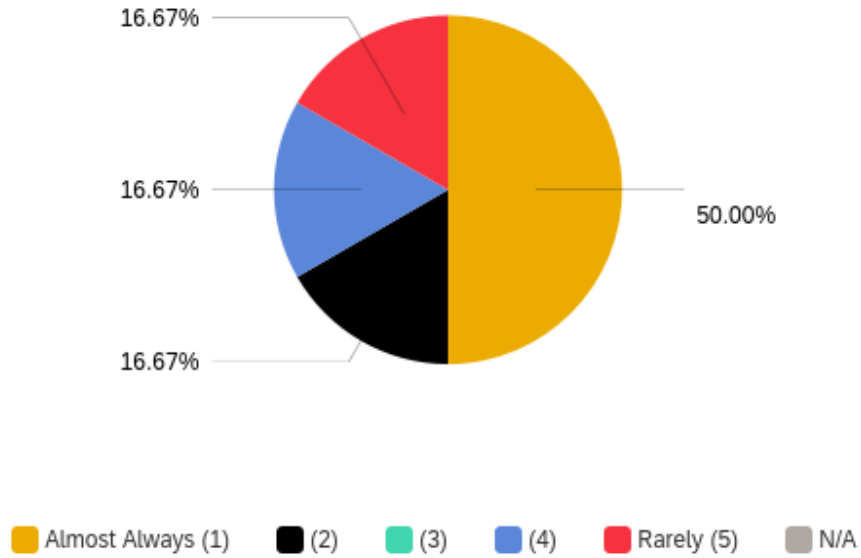
| Answer               | Response Percent | Response Count |
|----------------------|------------------|----------------|
| Less than 15 minutes | 83.33%           | 5              |
| 31 minutes to 1 hour | 16.67%           | 1              |
| 15 to 30 minutes     | 0.00%            | 0              |
| More than 1 hour     | 0.00%            | 0              |
| <b>Total</b>         | <b>100%</b>      | <b>6</b>       |

**Question 5 (a): Have you been able to visit your advisor when you need to?**



| Question   | Almost Always (1) | (2)        | (3)         | (4)         | Rarely (5) | N/A        | Total     |
|--|-------------------|------------|-------------|-------------|------------|------------|-----------|
| I have been able to visit my advisor when I needed to. | 50.00%<br>3       | 0.00%<br>0 | 33.33%<br>2 | 16.67%<br>1 | 0.00%<br>0 | 0.00%<br>0 | 100%<br>6 |

**Question 5 (b): Have you been able to spend as much time with your advisor as needed?**



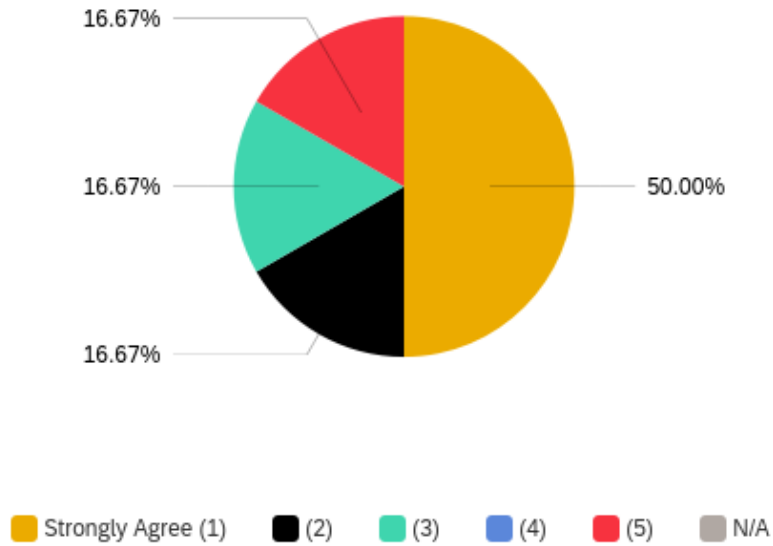
| Question  | Almost Always (1) | (2)         | (3)        | (4)         | Rarely (5)  | N/A        | Total     |
|---|-------------------|-------------|------------|-------------|-------------|------------|-----------|
| I was able to spend as much time with my advisor as needed. | 50.00%<br>3       | 16.67%<br>1 | 0.00%<br>0 | 16.67%<br>1 | 16.67%<br>1 | 0.00%<br>0 | 100%<br>6 |

**Question 6: Please describe your experience with your present advisor.**

| <b>Question</b>  | <b>Very Much (1)</b> | <b>(2)</b>         | <b>(3)</b>         | <b>(4)</b>         | <b>Not at All (5)</b> | <b>(N/A)</b>       | <b>Total</b>     |
|--|----------------------|--------------------|--------------------|--------------------|-----------------------|--------------------|------------------|
| Information from my advisor helped me select courses.  | <b>50.00%</b><br>3   | <b>16.67%</b><br>1 | <b>16.67%</b><br>1 | <b>16.67%</b><br>1 | <b>0.00%</b><br>0     | <b>0.00%</b><br>0  | <b>100%</b><br>6 |
| My advisor's information about programs helped me clarify my college plans.  | <b>16.67%</b><br>1   | <b>16.67%</b><br>1 | <b>33.33%</b><br>2 | <b>16.67%</b><br>1 | <b>0.00%</b><br>0     | <b>16.67%</b><br>1 | <b>100%</b><br>6 |
| My advisor's information about career opportunities helped me clarify my career goals.   | <b>33.33%</b><br>2   | <b>16.67%</b><br>1 | <b>16.67%</b><br>1 | <b>16.67%</b><br>1 | <b>0.00%</b><br>0     | <b>16.67%</b><br>1 | <b>100%</b><br>6 |
| Information from my advisor clarified or simplified college requirements or procedures (e.g., degree requirements, drop/add, registration, etc.) | <b>33.33%</b><br>2   | <b>33.33%</b><br>2 | <b>16.67%</b><br>1 | <b>0.00%</b><br>0  | <b>0.00%</b><br>0     | <b>16.67%</b><br>1 | <b>100%</b><br>6 |
| I obtained helpful information from my advisor about resources and services on campus (e.g., student services, counseling, financial aid, etc.)  | <b>83.33%</b><br>5   | <b>0.00%</b><br>0  | <b>0.00%</b><br>0  | <b>0.00%</b><br>0  | <b>16.67%</b><br>1    | <b>0.00%</b><br>0  | <b>100%</b><br>6 |

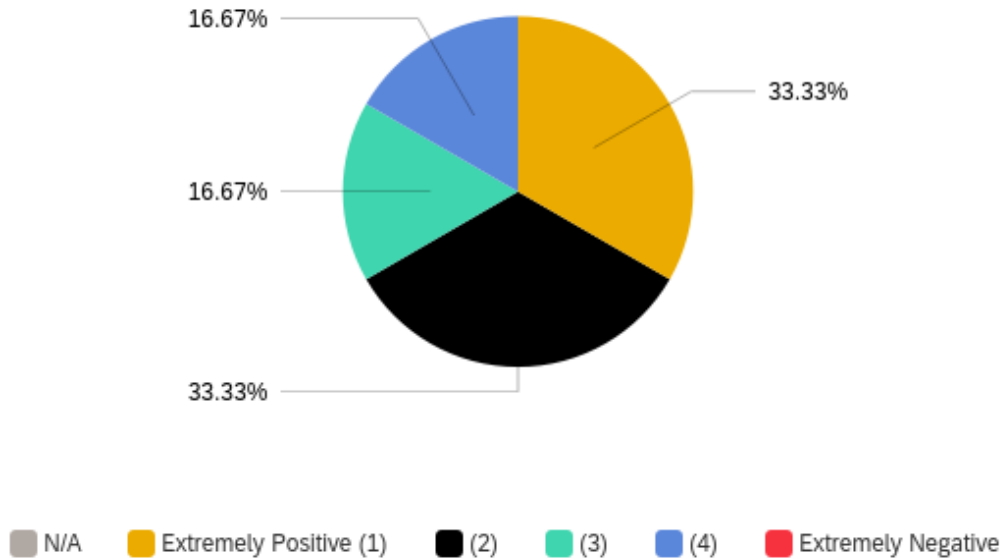


**Question 7: Did your advisor place final responsibility on you for decision making?**



| Question   | Strongly Agree (1) | (2)         | (3)         | (4)        | Strongly Disagree (5) | N/A        | Total     |
|--|--------------------|-------------|-------------|------------|-----------------------|------------|-----------|
| As appropriate, my advisor places final responsibility for making decisions on me. | 50.00%<br>3        | 16.67%<br>1 | 16.67%<br>1 | 0.00%<br>0 | 16.67%<br>1           | 0.00%<br>0 | 100%<br>6 |

**Question 8: How would you rate your overall advising experience with your present advisor?**



| Question   | Extremely Positive (1) | (2)         | (3)         | (4)         | Extremely Negative (5) | (N/A)      | Total     |
|--|------------------------|-------------|-------------|-------------|------------------------|------------|-----------|
| How would you rate your overall advising experience with your present advisor? | 33.33%<br>2            | 33.33%<br>2 | 16.67%<br>1 | 16.67%<br>1 | 0.00%<br>0             | 0.00%<br>0 | 100%<br>6 |

**Question 9: Rank the three most important purposes for utilizing your advisor.**

| <b>Question</b>   | <b>1</b>     | <b>2</b>     | <b>3</b>    | <b>Total</b> |
|---|--------------|--------------|-------------|--------------|
| Selecting courses for your schedule                       | 60.00%<br>3  | 20.00%<br>1  | 20.00%<br>1 | 100%<br>5    |
| Information about college requirements and/or procedures  | 25.00%<br>1  | 75.00%<br>3  | 0.00%<br>0  | 100%<br>4    |
| Career Planning   | 66.67%<br>2  | 0.00%<br>0   | 33.33%<br>1 | 100%<br>3    |
| Discussing your grades or academic performance            | 66.67%<br>2  | 0.00%<br>0   | 33.33%<br>1 | 100%<br>3    |
| Discussing a course you are taking                        | 33.33%<br>1  | 33.33%<br>1  | 33.33%<br>1 | 100%<br>3    |
| Choosing a major  | 50.00%<br>1  | 0.00%<br>0   | 50.00%<br>1 | 100%<br>2    |
| Personal concerns   | 0.00%<br>0   | 50.00%<br>1  | 50.00%<br>1 | 100%<br>2    |
| Information about college services or resources           | 100.00%<br>1 | 0.00%<br>0   | 0.00%<br>0  | 100%<br>1    |
| Getting a signature                                       | 100.00%<br>1 | 0.00%<br>0   | 0.00%<br>0  | 100%<br>1    |
| Information about your skills, abilities, potential, etc. | 0.00%<br>0   | 100.00%<br>1 | 0.00%<br>0  | 100%<br>1    |
| Other   | 0.00%<br>0   | 0.00%<br>0   | 0.00%<br>0  | 100%<br>0    |