



Framingham State University

Academic Advising Survey Report 2022-23

(Appendix H)

Communication Arts

Total Respondents: 10

Office of Institutional Assessment

Mark Nicholas, Ph.D.

Jena Shepard, B.S., Assistant Director

Hope Singas, B.A., Administrative Assistant

July 2023

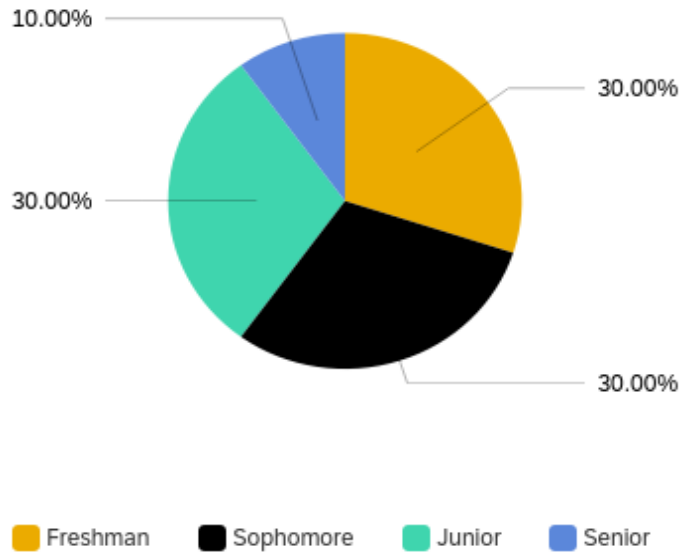
Table of Contents

Class of Respondents	3
Major of Undergraduate Respondents	3
Question 3: How many advising sessions, including telephone and e-mail contacts, have you had with your advisor during this academic year?	4
Question 4: How much time did you spend in those sessions on average?.....	5
Question 5 (a): Have you been able to visit your advisor when you need to?.....	6
Question 5 (b): Have you been able to spend as much time with your advisor as needed?	7
Question 6: Please describe your experience with your present advisor.	8
Question 7: Did your advisor place final responsibility on you for decision making?	9
Question 8: How would you rate your overall advising experience with your present advisor?.....	10
Question 9: Rank the three most important purposes for utilizing your advisor.....	11
Question 28: Please indicate your level of agreement with the items below based on your experience:	12

Survey Response Report

The following is a detailed analysis of the survey response data.

Class of Respondents

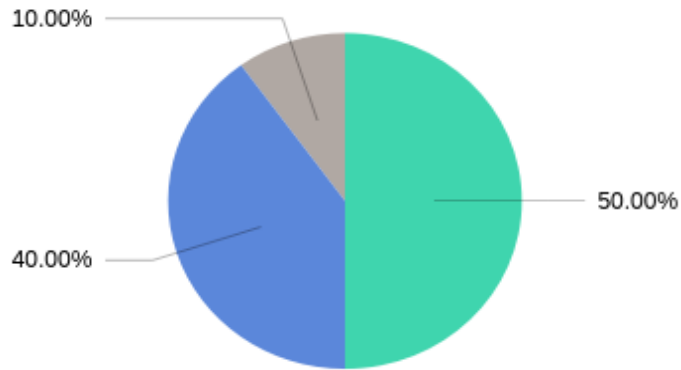


Answer	Response Percent	Response Count
Junior	30.00%	3
Freshman	30.00%	3
Sophomore	30.00%	3
Senior	10.00%	1
Graduate	0.00%	0
Total	100%	10

Major of Undergraduate Respondents

Answer	Response Percent	Response Count
Communication Arts	100.00%	10
Total	100%	10

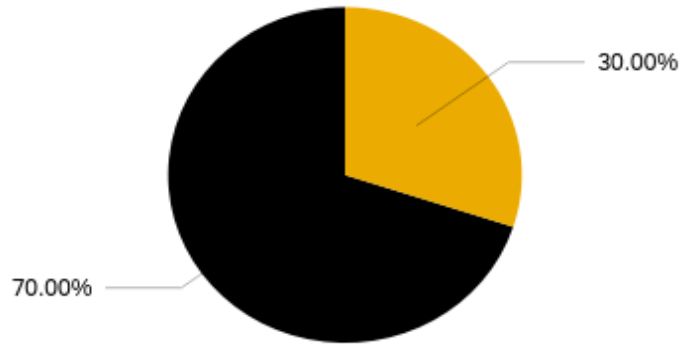
Question 3: How many advising sessions, including telephone and e-mail contacts, have you had with your advisor during this academic year?



■ None
 ■ One
 ■ Two
 ■ Three to Five
 ■ Six to Ten
 ■ More than Ten

Answer	Response Percent	Response Count
None	0.00%	0
One	0.00%	0
Two	50.00%	5
Three to Five	40.00%	4
More than Ten	10.00%	1
Six to Ten	0.00%	0
Total	100%	10

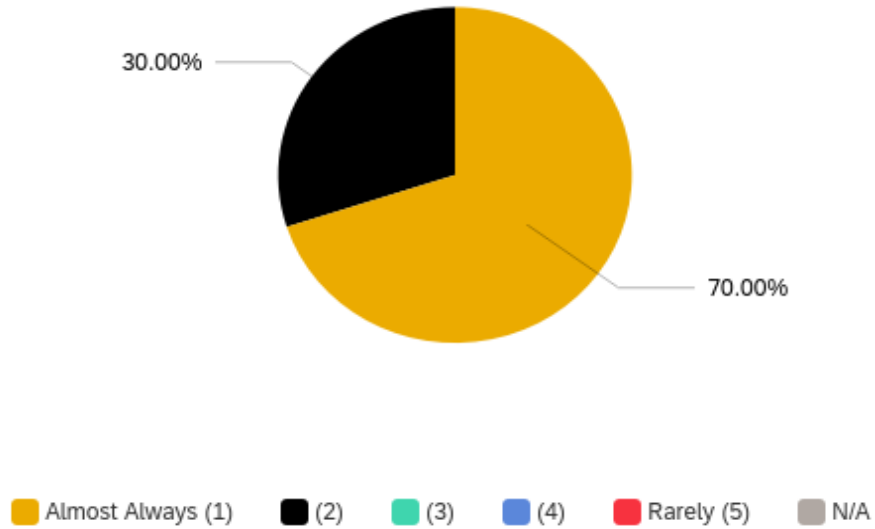
Question 4: How much time did you spend in those sessions on average?



■ Less than 15 minutes
 ■ 15 to 30 minutes
 ■ 31 minutes to 1 hour
 ■ More than 1 hour

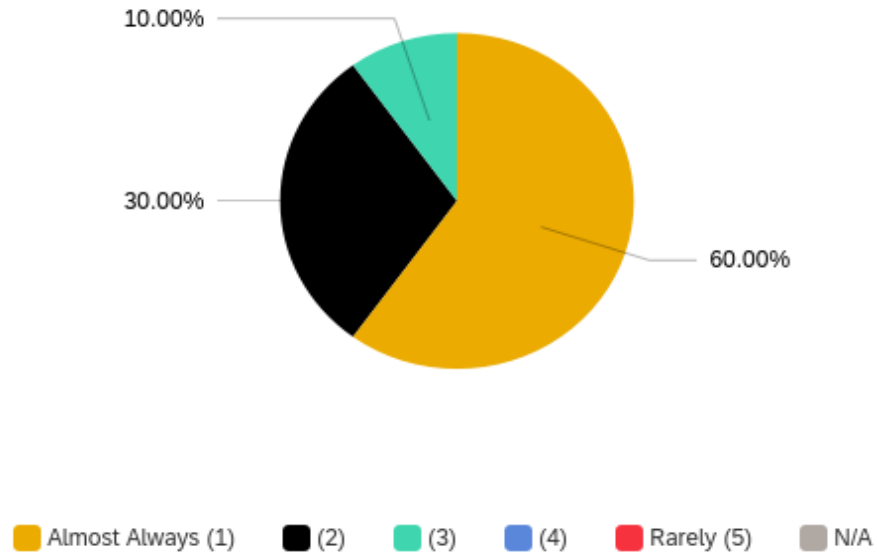
Answer	Response Percent	Response Count
Less than 15 minutes	30.00%	3
15 to 30 minutes	70.00%	7
31 minutes to 1 hour	0.00%	0
More than 1 hour	0.00%	0
Total	100%	10

Question 5 (a): Have you been able to visit your advisor when you need to?



Question	Almost Always (1)	(2)	(3)	(4)	Rarely (5)	N/A	Total
I have been able to visit my advisor when I needed to.	70.00% 7	30.00% 3	0.00% 0	0.00% 0	0.00% 0	0.00% 0	100% 10

Question 5 (b): Have you been able to spend as much time with your advisor as needed?

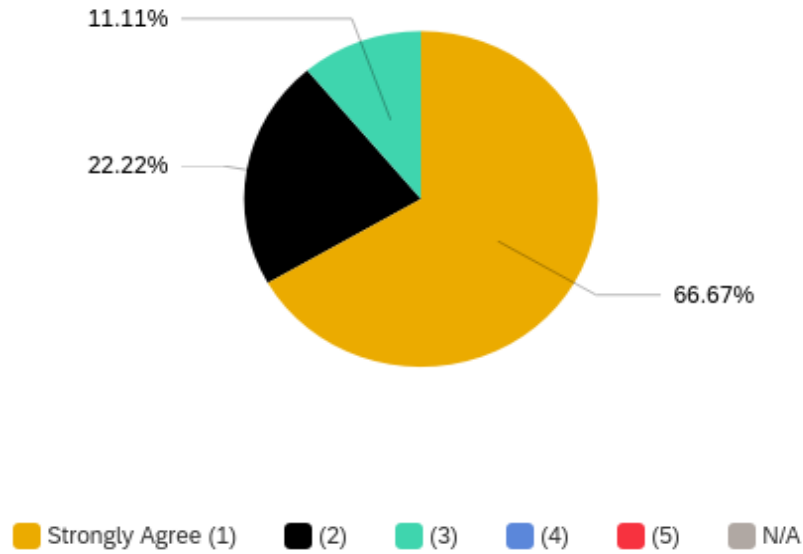


Question	Almost Always (1)	(2)	(3)	(4)	Rarely (5)	N/A	Total
I was able to spend as much time with my advisor as needed.	60% 6	30.00% 3	10.00% 1	0.00% 0	0.00% 0	0.00% 0	100% 10

Question 6: Please describe your experience with your present advisor.

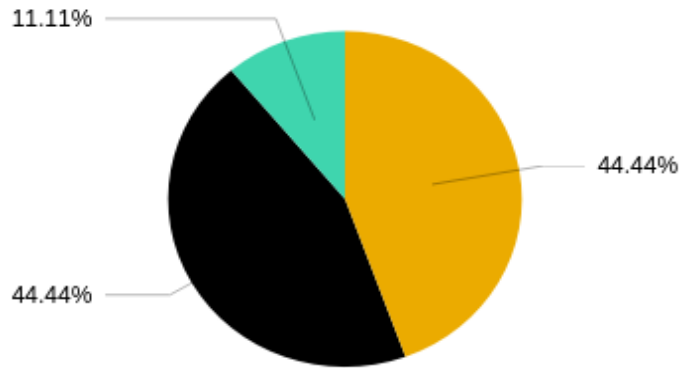
Question	Very Much (1)	(2)	(3)	(4)	Not at All (5)	N/A	Total
Information from my advisor helped me select courses.	44.44% 4	33.33% 3	0.00% 0	0.00% 0	22.22% 2	0.00% 0	100% 9
My advisor's information about programs helped me clarify my college plans.	22.22% 2	1.11% 1	33.33% 3	22.22% 2	0.00% 0	11.11% 1	100% 9
My advisor's information about career opportunities helped me clarify my career goals.	22.22% 2	0.00% 0	0.00% 0	22.22% 2	0.00% 0	55.56% 5	100% 9
Information from my advisor clarified or simplified college requirements or procedures (e.g., degree requirements, drop/add, registration, etc.)	44.44% 4	33.33% 3	22.22% 2	0.00% 0	0.00% 0	0.00% 0	100% 9
I obtained helpful information from my advisor about resources and services on campus (e.g., student services, counseling, financial aid, etc.)	22.22% 2	22.22% 2	22.22% 2	0.00% 0	0.00% 0	33.33% 3	100% 9

Question 7: Did your advisor place final responsibility on you for decision making?



Question	Strongly Agree (1)	(2)	(3)	(4)	Strongly Disagree (5)	N/A	Total
As appropriate, my advisor places final responsibility for making decisions on me.	66.67% 6	22.22% 2	11.11% 1	0.00% 0	0.00% 0	0.00% 0	100% 9

Question 8: How would you rate your overall advising experience with your present advisor?



N/A
 Extremely Positive (1)
 (2)
 (3)
 (4)
 Extremely Negative

Question	Extremely Positive (1)	(2)	(3)	(4)	Extremely Negative (5)	N/A	Total
How would you rate your overall advising experience with your present advisor?	44.44% 4	44.44% 4	11.11% 1	0.00% 0	0.00% 0	0.00% 0	100% 9

Question 9: Rank the three most important purposes for utilizing your advisor.

Question	1	2	3	Total
Selecting courses for your schedule (1st)	75.00% 6	25.00% 2	0.00% 0	100% 8
Information about college requirements and/or procedures (2nd)	0.00% 0	25.00% 1	75.00% 3	100% 4
Career Planning (3rd)	0.00% 0	100.00% 4	0.00% 0	100% 4
Discussing a course you are taking	50.00% 1	50.00% 1	0.00% 0	100% 2
Choosing a major	0.00% 0	0.00% 0	0.00% 0	100% 0
Discussing your grades or academic performance	0.00% 0	0.00% 0	100% 2	100% 2
Personal concerns	0.00% 0	0.00% 0	0.00% 0	100% 0
Information about college services or resources	0.00% 0	50.00% 1	50.00% 1	100% 2
Other	0.00% 0	0.00% 0	0.00% 0	100% 0
Information about your skills, abilities, potential, etc.	33.33% 1	0.00% 0	66.67% 2	100% 3
Getting a signature	100% 0	0.00% 0	0.00% 0	100% 1

**Question 28: Please indicate your level of agreement with the items below
based on your experience:**

Question	Strongly Agree	Agree	Neutral	Disagree	Strongly Disagree	N/A	Total
My advisor clearly explained to me the differences among the concentrations offered by the Communication Arts department	30.00% 3	30.00% 3	10.00% 1	30.00% 3	0.00% 0	0.00% 0	100% 10
My advisor clearly explained how internships work in the Communication Arts department	20.00% 2	10.00% 1	10.00% 1	30.00% 3	10.00% 1	20.00% 2	100% 10
My advisor helped me make the most of transfer credits from other institutions	20.00% 2	20.0% 2	20.00% 2	0.00% 0	10.00% 1	30.00% 3	100% 10