



Framingham State University

Academic Advising Survey Report 2022-23

(Appendix H)

Liberal Studies

Total Respondents: 8

Office of Institutional Assessment

Mark Nicholas, Ph.D.

Jena Shepard, B.S., Assistant Director

Hope Singas, B.A., Administrative Assistant

July 2023

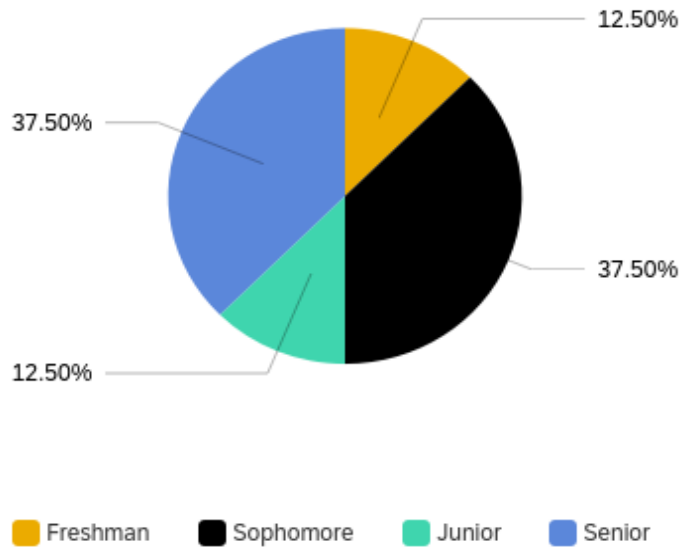
Table of Contents

| | |
|--|----|
| Class of Respondents | 3 |
| Major of Undergraduate Respondents | 3 |
| Question 3: How many advising sessions, including telephone and e-mail contacts, have you had with your advisor during this academic year? | 4 |
| Question 4: How much time did you spend in those sessions on average?..... | 5 |
| Question 5 (a): Have you been able to visit your advisor when you need to?..... | 6 |
| Question 5 (b): Have you been able to spend as much time with your advisor as needed? | 7 |
| Question 6: Please describe your experience with your present advisor. | 8 |
| Question 7: Did your advisor place final responsibility on you for decision making? | 9 |
| Question 8: How would you rate your overall advising experience with your present advisor?..... | 10 |
| Question 9: Rank the three most important purposes for utilizing your advisor..... | 11 |

Survey Response Report

The following is a detailed analysis of the survey response data.

Class of Respondents

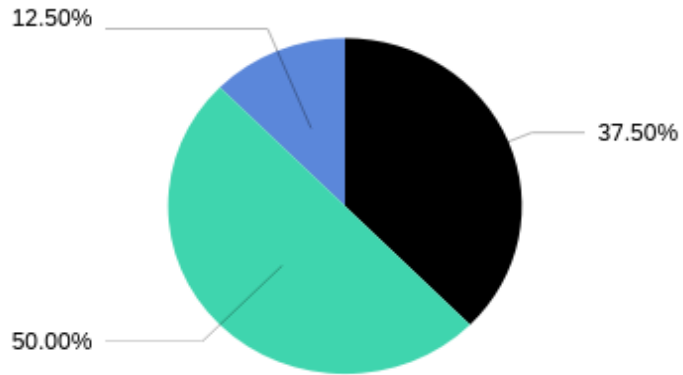


| Answer | Response Percent | Response Count |
|--------------|------------------|----------------|
| Sophomore | 37.50% | 3 |
| Senior | 37.50% | 3 |
| Freshman | 12.5% | 1 |
| Junior | 12.50% | 1 |
| Graduate | 0.00% | 0 |
| Total | 100% | 8 |

Major of Undergraduate Respondents

| Answer | Response Percent | Response Count |
|-----------------|------------------|----------------|
| Liberal Studies | 100.00% | 8 |
| Total | 100% | 8 |

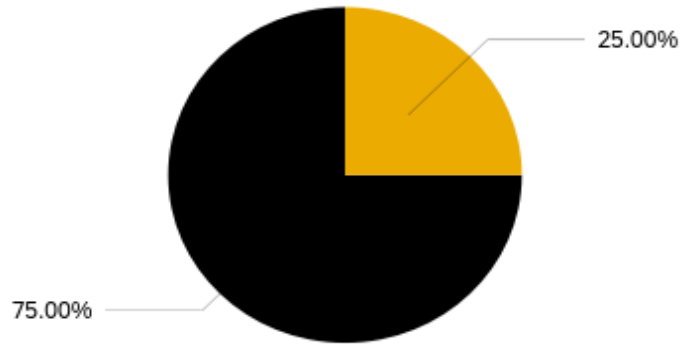
Question 3: How many advising sessions, including telephone and e-mail contacts, have you had with your advisor during this academic year?



■ None
 ■ One
 ■ Two
 ■ Three to Five
 ■ Six to Ten
 ■ More than Ten

| Answer | Response Percent | Response Count |
|---------------|------------------|----------------|
| None | 0.00% | 0 |
| One | 37.50% | 3 |
| Two | 50.00% | 4 |
| Three to Five | 12.50% | 1 |
| More than Ten | 0.00% | 0 |
| Total | 100% | 8 |

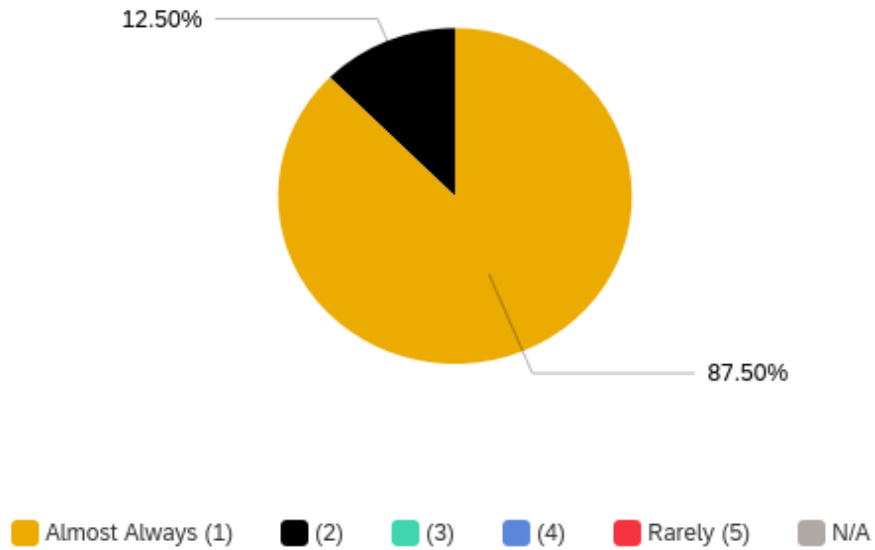
Question 4: How much time did you spend in those sessions on average?



■ Less than 15 minutes
 ■ 15 to 30 minutes
 ■ 31 minutes to 1 hour
 ■ More than 1 hour

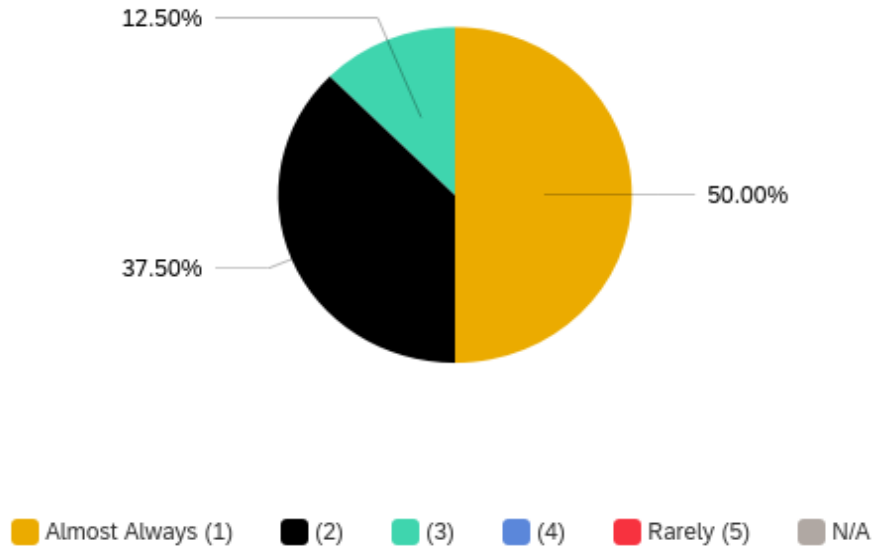
| Answer | Response Percent | Response Count |
|----------------------|------------------|----------------|
| Less than 15 minutes | 25.00% | 2 |
| 15 to 30 minutes | 75.00% | 6 |
| 31 minutes to 1 hour | 0.00% | 0 |
| More than 1 hour | 0.00% | 0 |
| Total | 100% | 8 |

Question 5 (a): Have you been able to visit your advisor when you need to?



| Question | Almost Always (1) | (2) | (3) | (4) | Rarely (5) | N/A | Total |
|--|-------------------|------------|------------|------------|------------|------------|-----------|
| I have been able to visit my advisor when I needed to. | 87.50% 7 | 12.5% 1 | 5.26% 1 | 0.00% 0 | 0.00% 0 | 0.00% 0 | 100% 8 |

Question 5 (b): Have you been able to spend as much time with your advisor as needed?

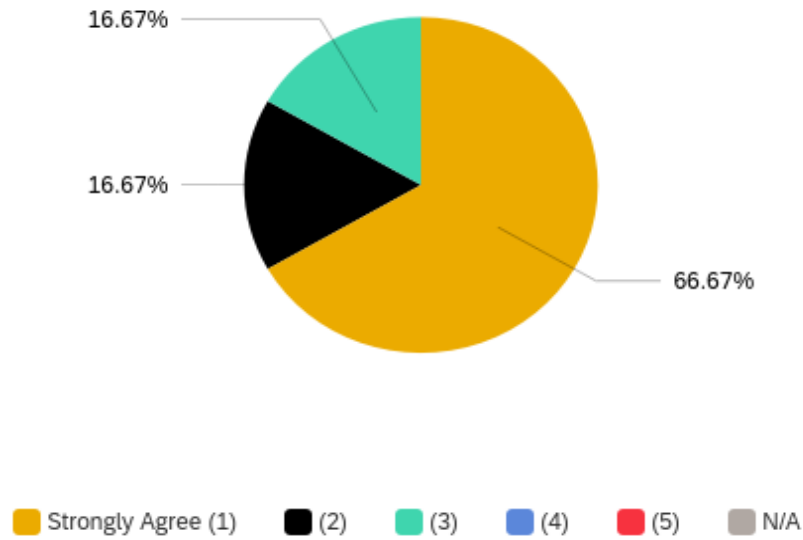


| Question | Almost Always (1) | (2) | (3) | (4) | Rarely (5) | N/A | Total |
|---|-------------------|-------------|-------------|------------|------------|------------|-----------|
| I was able to spend as much time with my advisor as needed. | 50.00% 4 | 37.50% 3 | 12.50% 1 | 0.00% 0 | 0.00% 0 | 0.00% 0 | 100% 8 |

Question 6: Please describe your experience with your present advisor.

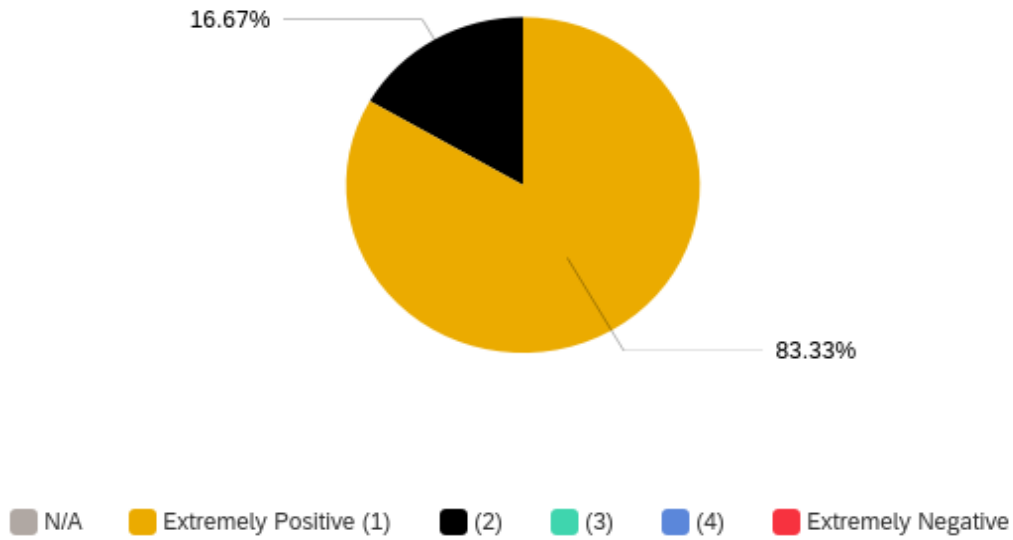
| Question | Very Much (1) | (2) | (3) | (4) | Not at All (5) | N/A | Total |
|--|----------------------|--------------------|--------------------|-------------------|-----------------------|-------------------|------------------|
| Information from my advisor helped me select courses. | 83.33% 5 | 16.67% 1 | 0.00% 0 | 0.00% 0 | 0.00% 0 | 0.00% 0 | 100% 6 |
| My advisor's information about programs helped me clarify my college plans. | 66.67% 4 | 33.33% 2 | 0.00% 0 | 0.00% 0 | 0.00% 0 | 0.00% 0 | 100% 6 |
| My advisor's information about career opportunities helped me clarify my career goals. | 66.67% 4 | 33.33% 2 | 0.00% 0 | 0.00% 0 | 0.00% 0 | 0.00% 0 | 100% 6 |
| Information from my advisor clarified or simplified college requirements or procedures (e.g., degree requirements, drop/add, registration, etc.) | 83.33% 5 | 0.00% 0 | 16.67% 1 | 0.00% 0 | 0.00% 0 | 0.00% 0 | 100% 6 |
| I obtained helpful information from my advisor about resources and services on campus (e.g., student services, counseling, financial aid, etc.) | 83.33% 5 | 0.00% 0 | 0.00% 0 | 0.00% 0 | 16.67% 1 | 0.00% 0 | 100% 6 |

Question 7: Did your advisor place final responsibility on you for decision making?



| Question | Strongly Agree (1) | (2) | (3) | (4) | Strongly Disagree (5) | N/A | Total |
|--|--------------------|--------------------|--------------------|-------------------|-----------------------|-------------------|------------------|
| As appropriate, my advisor places final responsibility for making decisions on me. | 66.67% 4 | 16.67% 1 | 16.67% 0 | 0.00% 0 | 0.00% 0 | 0.00% 0 | 100% 6 |

Question 8: How would you rate your overall advising experience with your present advisor?



| Question | Extremely Positive (1) | (2) | (3) | (4) | Extremely Negative (5) | N/A | Total |
|--|------------------------|--------------------|-------------------|-------------------|------------------------|-------------------|------------------|
| How would you rate your overall advising experience with your present advisor? | 83.33% 5 | 16.67% 1 | 0.00% 0 | 0.00% 0 | 0.00% 0 | 0.00% 0 | 100% 6 |

Question 9: Rank the three most important purposes for utilizing your advisor.

| Question | 1 | 2 | 3 | Total |
|--|--------------------|--------------------|--------------------|------------------|
| Selecting courses for your schedule (1st) | 40.00% 2 | 40.00% 2 | 20.00% 1 | 100% 5 |
| Discussing a course you are taking (2nd) | 75.00% 3 | 25.00% 1 | 0.00% 0 | 100% 4 |
| Information about college requirements and/or procedures (3rd) | 66.67% 2 | 0.00% 0 | 33.33% 1 | 100% 3 |
| Information about your skills, abilities, potential, etc. | 33.33% 1 | 66.67% 2 | 0.00% 0 | 100% 3 |
| Personal concerns | 0.00% 0 | 75.00% 3 | 25.00% 1 | 100% 4 |
| Information about college services or resources | 100% 2 | 0.00% 0 | 0.00% 0 | 100% 2 |
| Choosing a major | 66.67% 2 | 33.33% 1 | 0.00% 0 | 100% 3 |
| Getting a signature | 33.33% 1 | 66.67% 2 | 0.00% 0 | 100% 3 |
| Career Planning | 50.00% 1 | 50.00% 1 | 0.00% 0 | 100% 2 |
| Discussing your grades or academic performance | 100% 2 | 0.00% 0 | 0.00% 0 | 100% 2 |
| Other | 0.00% 0 | 0.00% 0 | 0.00% 0 | 100% 0 |