

Framingham State University

Office of Institutional Research

2016-2017 Undergraduate Alumni Survey

Total Respondents: 147

October 2020

Table of Contents

Executive Summary.....	4
Indicate your level of agreement concerning whether FSU lived up to your expectations in the following areas:.....	5
Check all of the activities below which your regarded as important aspects of your undergraduate experience:.....	6
Did you complete an internship and/or practicum while enrolled at FSU?	8
Did this internship help you network to employment after graduation?	11
Have you enrolled in a degree program since graduating from FSU?.....	12
Which type of program are you enrolled in?.....	13
What is the name of the college or university you are attending and the degree you are completing?...	13
Due to the spread of COVID-19 has your status as a student been impacted?	15
If so, what changes have occurred?.....	15
Due to the spread of COVID-19 has your current employment been impacted? If so, what changes have occurred? Please select all that apply.....	16
Are you currently working for pay right now?.....	18
What type of organization is your primary employment?	19
What is the name of the firm or organization and the title of your position?	20
Location:.....	24
What is your appropriate annual salary range?	25
Have you attained a leadership position at your current job?	25
Is your current position related to your undergraduate field(s) of study?.....	26
Overall, how much has FSU contributed to the knowledge and skills required at your current position?	27
Indicate the degree to which FSU contributed to your knowledge/skills/abilities in... ..	28
Please indicate your major at the time of graduation from FSU.	29
Please indicate your secondary major (if applicable) at the time of graduation from FSU.....	30
Please indicate your minor (if applicable) at the time of graduation from FSU.....	30
Was the primary major you listed the first you enrolled in at FSU?.....	31
If no, what program did you first enroll in?	31
What was your classification upon entering FSU? Please check one:.....	32
What is your racial background?	33

Gender: 33
Do you identify as transgender? 33

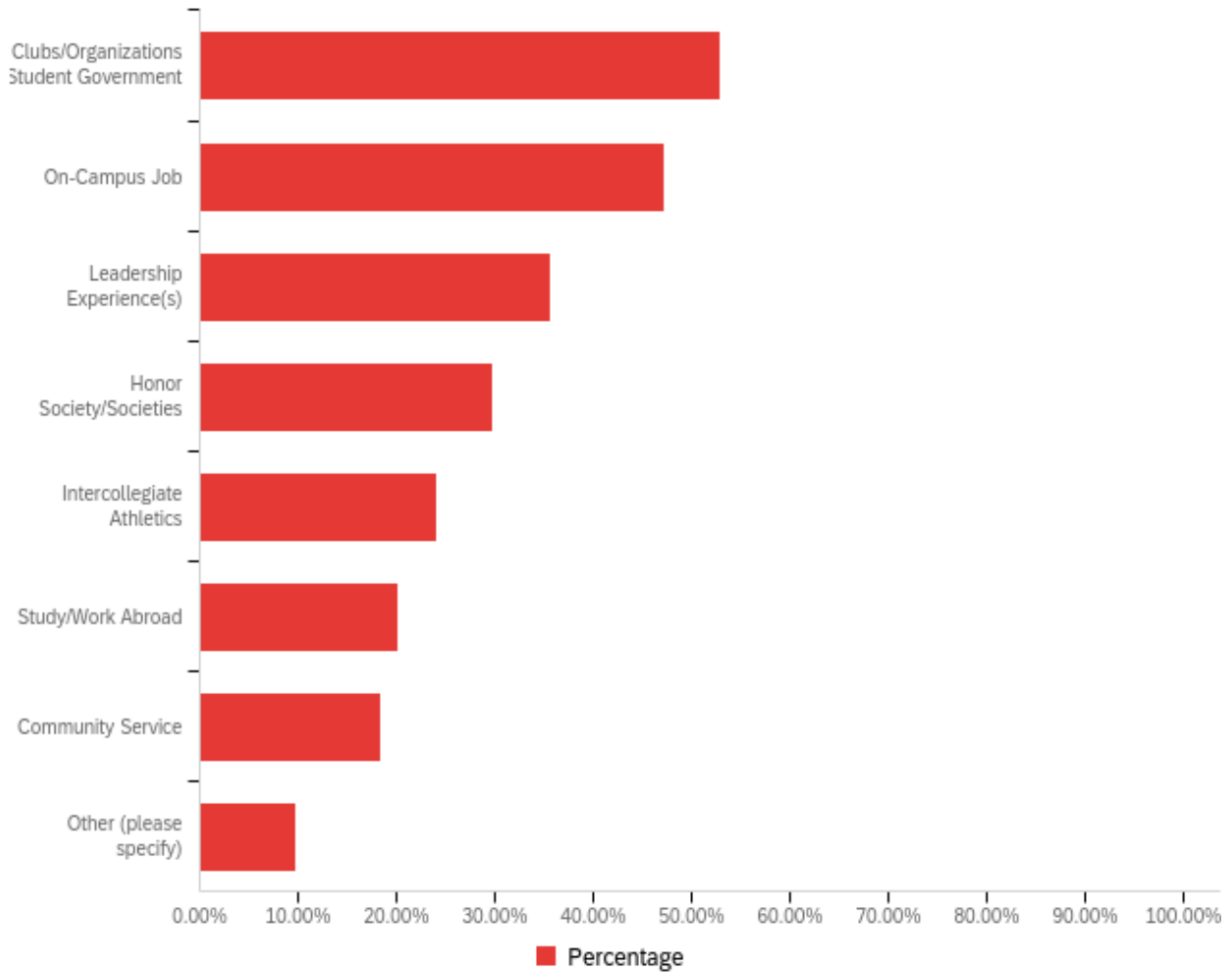
Executive Summary

Was your program of study what you first enrolled in at FSU?	65.77% said "Yes"
What was your classification upon entering FSU?	62.28% said "First-Time Student"
Level of agreement concerning whether FSU lived up to your expectations?	A majority of respondents indicated agreement or strong agreement that FSU had lived up to its expectations (See page 5).
Which activities would you regard as the most important aspects of your undergraduate experience?	52.88% said "Clubs/Organizations/Student Government" 47.12% said "On-Campus Jobs"
Did you complete an internship/practicum while enrolled at FSU?	58.52% said "Yes"
Did the internship help you network employment after graduation?	74.68% of respondents who completed an internship/practicum said "Somewhat" or "Yes"
Have you enrolled in a degree program since graduating from FSU?	35.59% said "Yes"
Which type of program are you enrolled in?	81.40% of respondents enrolled in a degree program are earning a "Master's Degree"
What is the name of the institution you are attending?	11.90% are attending Northeastern University 11.90% are attending a University of Massachusetts institution
Are you currently working for pay right now?	82.58% said they are employed 75.76% said they were employed "full-time"
What type of organization is your primary employment?	38.10% said "Private for-profit" 13.33% said "Elementary or secondary education (public or private)"
Location of employment?	86.27% said "Massachusetts"
What is your approximate annual salary?	39.22% said "\$40,000-\$59,999" 21.57% said "\$60,000-79,999"
Have you obtained a position of leadership?	33.33% said "Yes"
Is your current position related to your field of study?	76.19% said their job is related to their major
How much did FSU contribute to the knowledge and skills required at that position?	63.21% said FSU contributed either significantly or moderately

Indicate your level of agreement concerning whether FSU lived up to your expectations in the following areas:

Question	Strongly Disagree	Disagree	Neutral	Agree	Strongly Agree	Total
The small class size	0.00% 0	1.46% 2	9.49% 13	48.18% 66	40.88% 56	100% 137
The personal attention you received	1.46% 2	8.03% 11	10.95% 15	52.55% 72	27.01% 37	100% 137
The faculty/staff cared about your success	1.46% 2	8.03% 11	10.95% 15	38.69% 53	40.88% 56	100% 137
The academic rigor of your program	1.46% 2	3.65% 5	24.09% 33	48.18% 66	22.63% 31	100% 137
The academic reputation of FSU	3.65% 5	2.92% 4	16.06% 22	52.55% 72	24.82% 34	100% 137
FSU's graduates obtain good jobs	2.19% 3	4.38% 6	31.39% 43	46.72% 64	15.33% 21	100% 137

Check all of the activities below which you regarded as important aspects of your undergraduate experience:

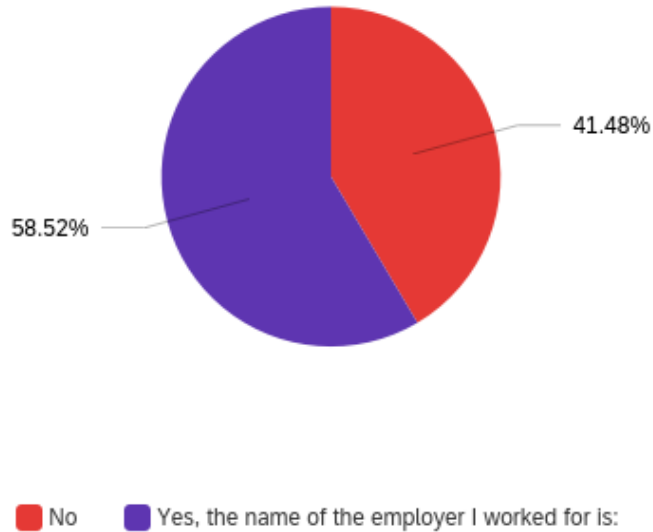


Answer	Percent of Cases*	Response Count
Clubs/Organizations/Student Government	52.88%	55
On-Campus Job	47.12%	49
Leadership Experience(s)	35.58%	37
Honor Society/Societies	29.81%	31
Intercollegiate Athletics	24.04%	25
Study/Work Abroad	20.19%	21
Community Service	18.27%	19
Other (please specify)	9.62%	10
Total		104

Other (please specify)
Black student union & special Olympics
None FSU doesn't care about students and doesn't help people get jobs post graduations and [redacted]
Just living on campus was an important aspect for me
Internship options
Flexible classes
I was an adult learner, in my [redacted] attending full time. My experience at that point in my life was different than my classmates. :)
Faculty Mentorship Programs
Networking opportunities
School events

*Percent of Cases (Number of times the factor was selected divided by the number of respondents that answered the question)

Did you complete an internship and/or practicum while enrolled at FSU?



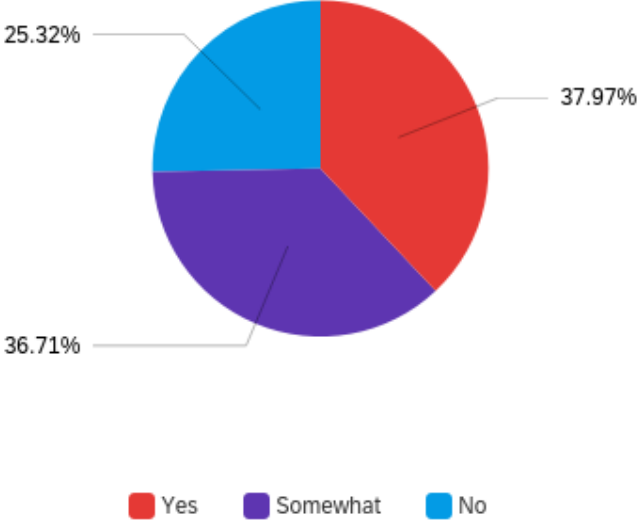
Answer	Response Percent	Response Count
No	41.48%	56
Yes, the name of the employer I worked for is:	58.52%	79
Total	100%	135

Yes, the name of the employer I worked for is:
A Law Firm
Access Framingham TV and Sodexo
Ashland Town Hall
Barbieri Elementary School
Berlin Police Department
Boys & Girls Clubs of MetroWest
BSDG, P.C.
Call2Talk
Christa McAuliffe Center
Clinton MA Police
Community Kiln at Brick Stack Arts Center
Coordinated Program in Dietetics places me at 4+ sites
Coordinated Program of Dietetics
Criterion Child Enrichment
Criterion Child Enrichment
Daminanos Photography
Dietetic Internship

[Redacted]
Dunkin' Brands
Early Childhood Alliance of Framingham/Parent-Child Home Program
Enterprise Bank
Entrepreneur Center
Fidelity Investments, MathWorks
Flowdog
Framingham Country Club, TJX companies
Framingham Public Schools
Framingham Public Schools
Framingham Public Schools
Framingham Public Schools
Framingham Public Schools and Southborough Public Schools
Framingham State University Marketing Department
Framingham/Natick District Court
FSU Innovation Center
Genesis Counseling Services
Google
I did two field study experiences, but no practicum. Field study 1 at Framingham High School and field study 2 at Trottier Middle School in Southboro
John Stalker Institute and Sodexo
Lovepop Inc.
MASS State Police and Department of Corrections
Massachusetts Department of Corrections
Massachusetts State Police
Massachusetts State Police and Cerrone, Graham, and Shepherd P.C.
MassDOT
MERC
MERC
MERC
Natick Army Labs
Northwestern Mutual & MERC (on campus)
Puma
Riverside Community Care
Southborough Community Center
Student Teaching: Framingham Public Schools
Suffolk Superior Court
Taunton Public Schools
Tbd* (formerly The Changer)
The Broad Institute of MIT and Harvard
The College Planning Collaborative
The Edinburg Center
The Entrepreneur Innovation Center
The Paper Store, Entrepreneur Innovation Center on Campus
TJX
United Way of Tri-County; Call2Talk

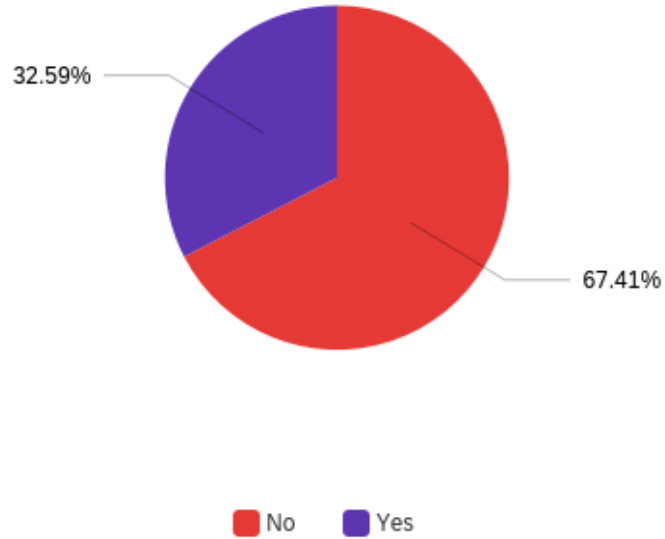
Urban Outfitters
Urban Outfitters
US Army
Warren Conference Center & Inn
WayCAM TV
Mass State Parole

Did this internship help you network to employment after graduation?



Answer	Response Percent	Response Count
Yes	37.97%	30
Somewhat	36.71%	29
No	25.32%	20
Total	100%	79

Have you enrolled in a degree program since graduating from FSU?



Answer	Response Percent	Response Count
No	67.41%	91
Yes	32.59%	44
Total	100%	135

Which type of program are you enrolled in?

Answer	Response Percent	Response Count
Master's Degree	81.40%	35
Professional (Law and Medicine)	6.98%	3
Doctoral Degree (Ph.D., Ed.D., etc)	4.65%	2
Other (please specify)	4.65%	2
Second Bachelor's Degree	2.33%	1
Certificate	0.00%	0
Total	100%	43

Other (please specify)
Masters plus Ed.S Specialist degree
Master's Degree and Ed.S.

What is the name of the college or university you are attending and the degree you are completing?

Answer	Response Percent	Response Count
Assumption College	2.38%	1
Masters in Clinical Counseling Psychology	2.38%	1
Bay Path University	2.38%	1
Applied Behavior Analysis	2.38%	1
Boston University	2.38%	1
Applied Data Analytics	2.38%	1
Brandeis University	2.38%	1
Project and Program Management	2.38%	1
BU SPH	2.38%	1
MPH	2.38%	1
Cambridge College	2.38%	1
Teacher of Moderate Special Education 5-12	2.38%	1
Clark University	2.38%	1
Business Management	2.38%	1
Cornell	2.38%	1
MBA	2.38%	1
Curry College	4.76%	2
MED in Elementary Education and MED in Special Ed.	2.38%	1
Moderate Disabilities 1-8	2.38%	1
Eastern Illinois University	2.38%	1
Master of Science in Nutrition Education	2.38%	1
Florida Atlantic University	2.38%	1
MSA Accounting	2.38%	1

Framingham State University	2.38%	1
Secondary Education with Mathematics	2.38%	1
Franklin Pierce University	2.38%	1
Physician Assistant	2.38%	1
Lesley University	4.76%	2
Curriculum in Elementary Education	2.38%	1
Masters of Education- Literacy	2.38%	1
Merrimack College	4.76%	2
Business Analytics	2.38%	1
Masters of Education in Community Engagement	2.38%	1
Northeastern University	11.90%	5
Biomedical Science	2.38%	1
Criminology and Criminal Justice	2.38%	1
Master of Science in Project Management	2.38%	1
Master's in Education	2.38%	1
Nursing	2.38%	1
Regis College	4.76%	2
BSN/MSN in Nursing	2.38%	1
Special Education: Moderate Disabilities	2.38%	1
Springfield College	2.38%	1
Masters in Social Work	2.38%	1
Suffolk Law	2.38%	1
J.D.	2.38%	1
Tufts University	4.76%	2
MA in School Psychology, Ed.S	2.38%	1
School Psychology, Ed.S.	2.38%	1
Tufts University	2.38%	1
Master of Arts in School Psychology, Educational Specialist	2.38%	1
UMass Amherst	2.38%	1
Masters of Public Health	2.38%	1
UMass Boston	7.14%	3
Early Education and Care Research and Policy	2.38%	1
Family Nurse Practitioner	2.38%	1
Master's in Education	2.38%	1
UMass Lowell	2.38%	1
Master of Arts in Industrial and Economic Security	2.38%	1
University of Connecticut	2.38%	1
Geography	2.38%	1
University of Rhode Island	2.38%	1
Master of Science/Dietetics	2.38%	1
UVM LARNER COLLEGE OF MEDICINE	2.38%	1
MD	2.38%	1
West Texas A&M University	2.38%	1
MBA	2.38%	1
West Virginia School of Osteopathic Medicine	2.38%	1

Doctor of Osteopathic Medicine	2.38%	1
Western New England University	2.38%	1
Masters in Communications/Public Relations	2.38%	1
Westfield State University	2.38%	1
Master of Social Work	2.38%	1
Total	100%	42

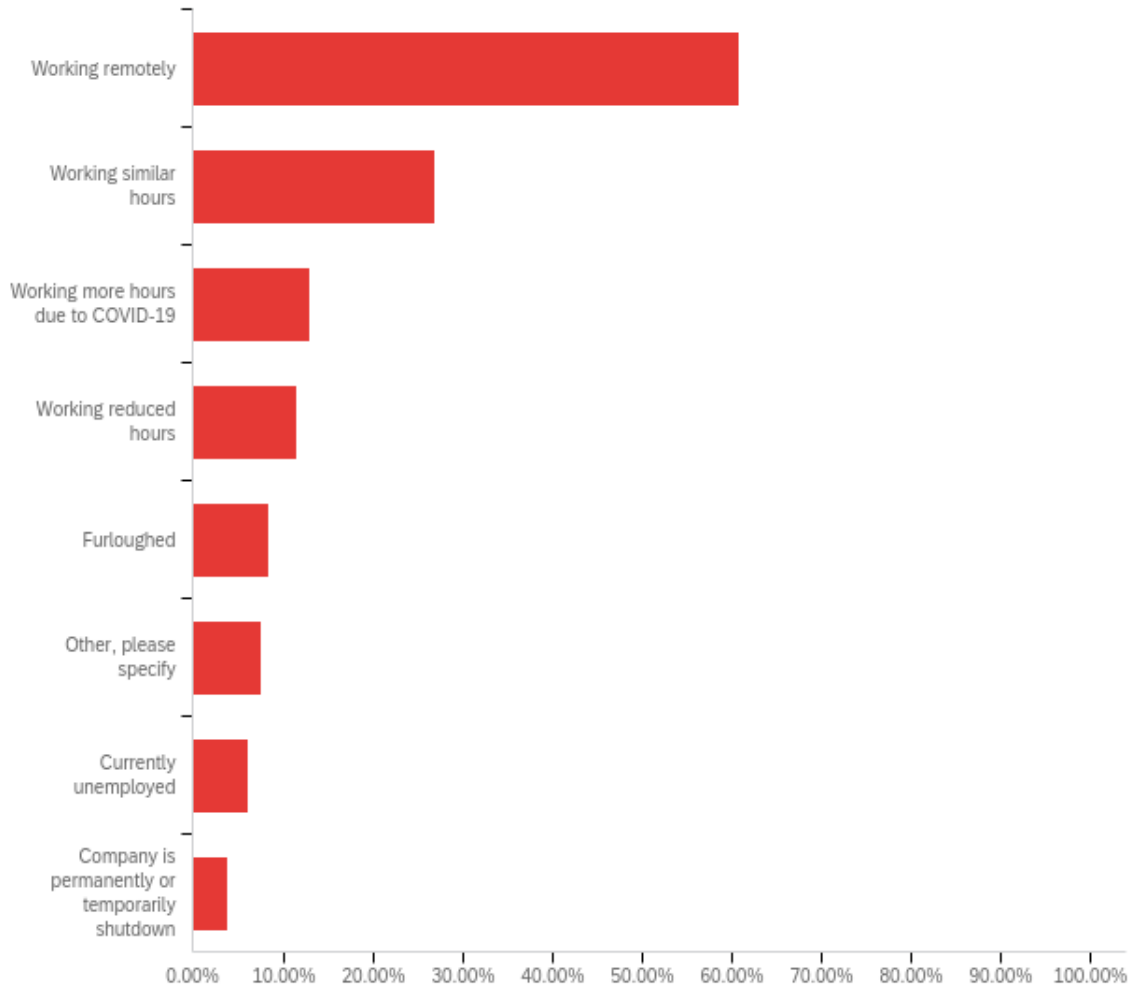
Due to the spread of COVID-19 has your status as a student been impacted?

Answer	Response Percent	Response Count
Yes	6.98%	3
No	93.02%	40
Total	100%	43

If so, what changes have occurred?

Delay in timeline
Boards were moved to later dates. Rotations altered

Due to the spread of COVID-19 has your current employment been impacted? If so, what changes have occurred? Please select all that apply.

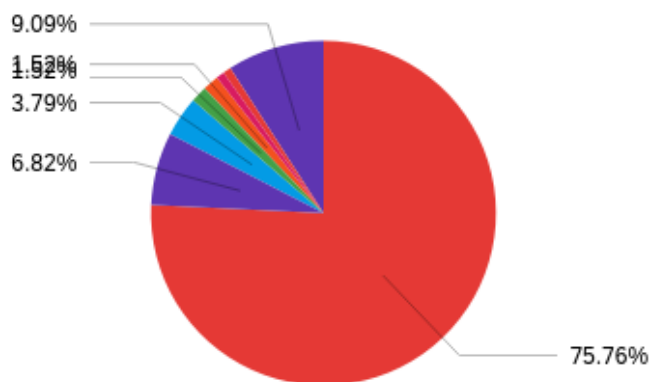


Answer	Percent of Cases*	Response Count
Working remotely	60.77%	79
Working similar hours	26.92%	35
Working more hours due to COVID-19	13.08%	17
Working reduced hours	11.54%	15
Furloughed	8.46%	11
Other, please specify	7.69%	10
Currently unemployed	6.15%	8
Company is permanently or temporarily shutdown	3.85%	5
Total		130

Other, please specify
Extremely limited lab time
Had to close my daycare business temporarily due to crisis
Virtual Learning Environment
Received a new full time job as this started, and the offer was redacted. Other job took me back at reduced hours.
Self-employed, always working from home
Just graduated PA school and will be starting a job in Trauma Surgery
completing additional tasks outside my job description
Currently working in a grocery store as a part time employee during this particular time
More stressful
My boss is actively trying to fire a few of us for financial reasons. I have been able to go above productivity metrics and keep my job thus far

*Percent of Cases (Number of times the factor was selected divided by the number of respondents that answered the question)

Are you currently working for pay right now?



- Yes, employed full-time
- Yes, employed part-time
- No, looking for work
- No, raising a family
- No, retired
- No, full-time student
- No, part-time student
- No, volunteer
- No, unpaid internship
- No, Other (please specify)

Answer	Response Percent	Response Count
Yes, employed full-time	75.76%	100
Yes, employed part-time	6.82%	9
No, looking for work	3.79%	5
No, raising a family	1.52%	2
No, retired	0.00%	0
No, full-time student	1.52%	2
No, part-time student	0.00%	0
No, volunteer	0.76%	1
No, unpaid internship	0.76%	1
No, Other (please specify)	9.09%	12
Total	100%	132

No, Other (please specify)
HSPS US Navy
Furloughed
Started a new company, pre revenue
On unemployment

I am in between jobs. I was going to start a new one but the virus pandemic slowed my starting time. I'm in limbo. I also was taking a CE class (different school) but it was also canceled. Still continuing art but not getting paid for it at the moment.
full time self-employed
Just graduated PA school and have been hired
Furloughed from work
Employed full-time Sep. through June
I am a student but am out of work due to the pandemic

What type of organization is your primary employment?

Answer	Response Percent	Response Count
Private for-profit corporation/company/group practice	38.10%	40
Other (please specify)	14.29%	15
Elementary or secondary education (public or private)	13.33%	14
Private non-profit organization (except education and international organizations)	11.43%	12
International organization in the US	9.52%	10
Higher Education (public or private)	6.67%	7
State and local government, institution or agency (except education)	4.76%	5
Federal government (except military)	0.95%	1
U.S. Military	0.95%	1
International organization outside of the US	0.00%	0
Self-employed in own business or professional non-group practice	0.00%	0
Total	100%	105

Other (please specify)
Biotechnology
Nonprofit Organization
Defense Contractor
Public for-Profit Corporation
Technology Company focused on Global Translation
Aviation
Medical Field
Non-Profit hospital
Public Access Television Station for the city of Framingham
Recruitment
Healthcare
Software Industry
Sport Industry
Private Preschool

What is the name of the firm or organization and the title of your position?

Answer	Response Percent	Response Count
Access Framingham	1.03%	1
Program Services Director	1.03%	1
Adaptive Insights, a Workday Company	1.03%	1
Senior Deal Manager	1.03%	1
ADI	1.03%	1
Program Manager	1.03%	1
Advocates, Inc.	1.03%	1
Psychiatric Rehabilitation Specialist	1.03%	1
Agios Pharmaceuticals	1.03%	1
HR Recruiting Coordinator	1.03%	1
Ahern Middle School	1.03%	1
6th Grade Teacher	1.03%	1
All-State/Wicks Insurance	1.03%	1
Associate Agent	1.03%	1
Apple	1.03%	1
Sales	1.03%	1
Aramark	1.03%	1
Campus Dietitian	1.03%	1
Argent Wealth Management	1.03%	1
Investment Operations & Marketing Associate	1.03%	1
Ashland Specialty Ingredients	1.03%	1
QA/QC Chemist	1.03%	1
Athol Royalston Regional School District	1.03%	1
3rd Grade Teacher	1.03%	1
AvalonBay Communities Inc.	1.03%	1
Property Manager	1.03%	1
Bank of America Merrill	1.03%	1
Financial Solutions Advisor	1.03%	1
Berkshire Medical Center	1.03%	1
Registered Nurse	1.03%	1
Boston Medical Center	1.03%	1
Development Operations and Research Associate	1.03%	1
Boston Public Schools	1.03%	1
Nutrition Manager	1.03%	1
Boston Red Sox	1.03%	1
Season Ticket Account Executive	1.03%	1
BU SSW	1.03%	1
Program Manager	1.03%	1
Car Dealership	1.03%	1
Marketing Manager	1.03%	1
Comfort Home Care	1.03%	1
Registered Nurse	1.03%	1

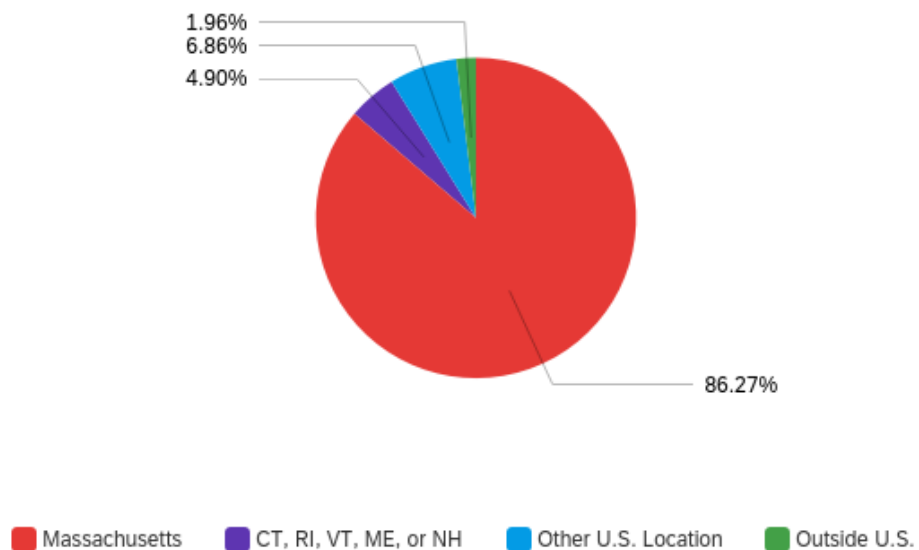
Commonwealth of Massachusetts	1.03%	1
Case Specialist	1.03%	1
Crossroads School	1.03%	1
ABAT 1	1.03%	1
Department of Defense	1.03%	1
Nutritionist/Food Tech	1.03%	1
Dunkin Brands	1.03%	1
Associate Food Technologist	1.03%	1
Envoy Mortgage	1.03%	1
Marketing representative	1.03%	1
Everbridge	1.03%	1
End User Technology	1.03%	1
Feenan Financial Group	1.03%	1
Registered Client Associate	1.03%	1
Fidelity Investments	2.06%	2
Senior Emerging Tech Engineer	1.03%	1
Systems Analyst	1.03%	1
Framingham Police Department	1.03%	1
Crime Analyst	1.03%	1
Framingham Public Schools	3.09%	3
Executive Assistant of Human Resources	1.03%	1
Math Teacher	1.03%	1
Middle School Social Studies Teacher	1.03%	1
Framingham State University	1.03%	1
Baker	1.03%	1
Greater Boston Real Estate Board	1.03%	1
Senior Marketing & Event Coordinator	1.03%	1
Greater Vancouver Zoo	1.03%	1
Zookeeper	1.03%	1
Harvard Pilgrim Institute	1.03%	1
Sr SAS programmer	1.03%	1
Haverhill Public Schools	1.03%	1
Teacher	1.03%	1
Healthcare Services Group	1.03%	1
Clinical Dietitian	1.03%	1
Hopkinton Public Schools	1.03%	1
Academic Coordinator	1.03%	1
JCC Greater Boston	1.03%	1
Teacher	1.03%	1
JetBlue	1.03%	1
Flight Attendant	1.03%	1
Lexington Public Schools	1.03%	1
Specialized Instructional Assistant	1.03%	1
Lionbridge Technologies, Inc.	1.03%	1
Graphic designer	1.03%	1
Luxottica	1.03%	1

Manager	1.03%	1
Mapfre Insurance	1.03%	1
Claim Rep	1.03%	1
Massachusetts Bay Community College	1.03%	1
Academic Coach	1.03%	1
Massachusetts Department of Public Utilities	1.03%	1
Auditor III	1.03%	1
Massachusetts Parole Board	1.03%	1
Word Processing Operator	1.03%	1
MassBay Community College	1.03%	1
Academic Coach	1.03%	1
MathWorks	2.06%	2
UX Designer	1.03%	1
Position not Listed	1.03%	1
Maxim Health Care Services	1.03%	1
Registered nurse	1.03%	1
MetroWest Sports center	1.03%	1
General Manager	1.03%	1
Monadnock Community Hospital	1.03%	1
Registrar	1.03%	1
Nashoba Learning Group	1.03%	1
Team Instructor	1.03%	1
Organization not Listed	5.15%	5
C.A.	1.03%	1
Data Analyst	1.03%	1
Project Management	1.03%	1
Quality	1.03%	1
Software Engineer	1.03%	1
P2 ENERGY SOLUTIONS	1.03%	1
GIS TECHNICIAN	1.03%	1
Partners Healthcare	1.03%	1
Registered Nurse	1.03%	1
Providence Public Schools	1.03%	1
Unpaid School Psychology Intern	1.03%	1
Quincy Public Schools	1.03%	1
2nd Grade Teacher	1.03%	1
Raytheon Technologies	1.03%	1
Supply Chain Business Operations Analyst II	1.03%	1
Riverside Community Care	1.03%	1
GLE Counselor	1.03%	1
SAS Retail Services	1.03%	1
Planogram Analyst	1.03%	1
Simmons University	1.03%	1
Undergraduate Admission Application Coordinator	1.03%	1
Sodexo	1.03%	1
Operations Manager	1.03%	1

Southern Middlesex Opportunity Council	1.03%	1
Counselor	1.03%	1
Staples Inc.	1.03%	1
Project Specialist	1.03%	1
Steward Healthcare	1.03%	1
Nurse Coordinator	1.03%	1
T. L. Connections, Inc.	1.03%	1
Data Process Coordinator	1.03%	1
Table Talk Pies	1.03%	1
Food Labeling and Regulatory Specialist	1.03%	1
Takeda Pharmaceuticals	1.03%	1
IT Project Manager	1.03%	1
TalentBurst, Inc.	1.03%	1
Service Delivery Specialist	1.03%	1
The Hanover Company	1.03%	1
Assistant Manager	1.03%	1
TheRealReal	1.03%	1
Copywriter	1.03%	1
TJX Companies	2.06%	2
Associate Planner	1.03%	1
Product Development Specialist	1.03%	1
U.S. Army	1.03%	1
Aviation Officer	1.03%	1
UCLA	1.03%	1
Grant Officer	1.03%	1
UMass Nutrition Exit	1.03%	1
Nutrition Educator	1.03%	1
United Natural Foods Inc.	1.03%	1
Accounts Receivable Representative	1.03%	1
Varsity	1.03%	1
Sale Rep	1.03%	1
Vertex Pharmaceuticals	1.03%	1
Patient Support Specialist	1.03%	1
Vinfen	2.06%	2
ACCS Residential Counselor (Psychiatric Rehabilitation Division)	1.03%	1
Residential Counselor	1.03%	1
Walden Behavioral Care	1.03%	1
Eating Disorder Dietitian for Residential Programming	1.03%	1
Wayfair	2.06%	2
Senior Brand Account Manager	1.03%	1
Senior Supplier Support Associate	1.03%	1
Wellesley College	1.03%	1
Administrative Assistant	1.03%	1
Wheeler School	1.03%	1
Director of Auxiliary Programs	1.03%	1
XTAL Biostructures	1.03%	1

Junior Scientist	1.03%	1
Yale Appliance	1.03%	1
Video Marketing Specialist	1.03%	1
Total	100%	97

Location:

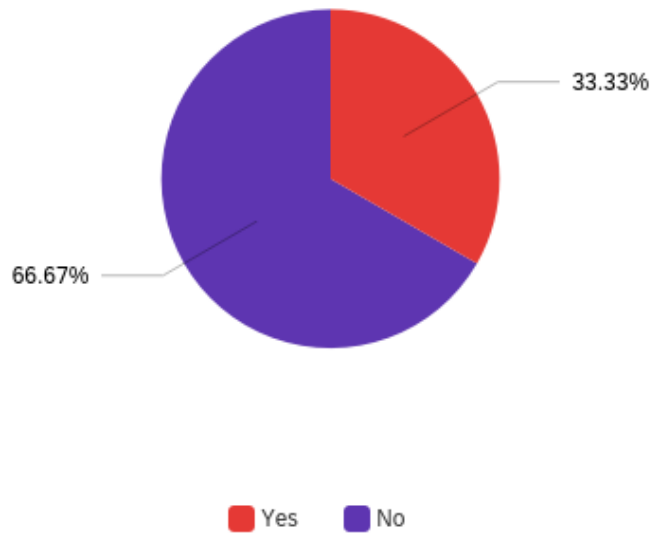


Answer	Response Percent	Response Count
Massachusetts	86.27%	88
Other U.S. Location	6.86%	7
CT, RI, VT, ME, or NH	4.90%	5
Outside U.S.	1.96%	2
Total	100%	102

What is your appropriate annual salary range?

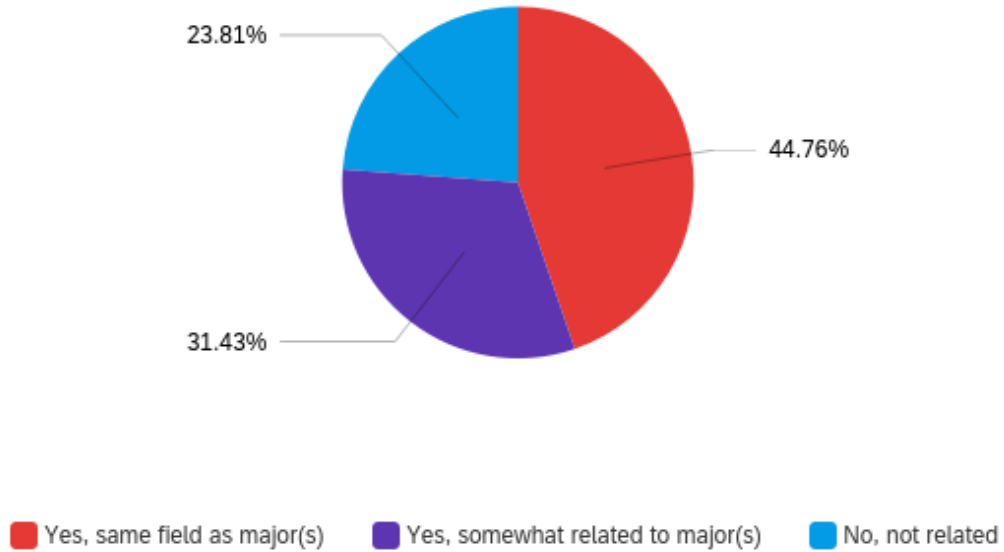
Answer	Response Percent	Response Count
Below \$ 30,000	4.90%	5
\$30,000 - \$39,999	20.59%	21
\$40,000 - \$49,999	16.67%	17
\$50,000 - \$59,999	22.55%	23
\$60,000 - \$69,999	12.75%	13
\$70,000 - \$79,999	8.82%	9
\$80,000 - \$89,999	4.90%	5
\$90,000- \$99,999	1.96%	2
100,000+	6.86%	7
Total	100%	102

Have you attained a leadership position at your current job?



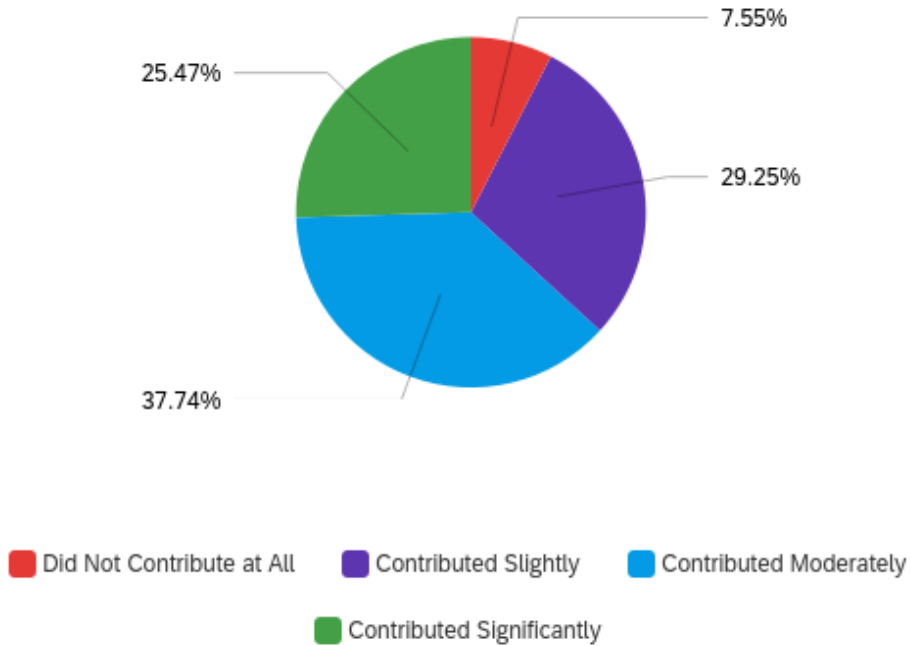
Answer	Response Percent	Response Count
Yes	33.33%	35
No	66.67%	70
Total	100%	105

Is your current position related to your undergraduate field(s) of study?



Answer	Response Percent	Response Count
Yes, same field as major(s)	44.76%	47
Yes, somewhat related to major(s)	31.43%	33
No, not related	23.81%	25
Total	100%	105

Overall, how much has FSU contributed to the knowledge and skills required at your current position?



Answer	Response Percent	Response Count
Did Not Contribute at All	7.55%	8
Contributed Slightly	29.25%	31
Contributed Moderately	37.74%	40
Contributed Significantly	25.47%	27
Total	100%	106

**Indicate the degree to which FSU contributed to your knowledge/skills/abilities
in...**

Question	Did Not Contribute at All	Slightly Contributed	Somewhat Contributed	Generally Contributed	Total
Apply concepts from your major in problem solving or work projects	7.50% 9	16.67% 20	29.17% 35	46.67% 56	100% 120
Use information technology correctly and productively as part of professional work	9.24% 11	14.29% 17	32.77% 39	43.70% 52	100% 119
Develop creative, innovative ideas in work projects	6.72% 8	15.13% 18	32.77% 39	45.38% 54	100% 119
Function effectively as a member of a team	3.39% 4	11.02% 13	23.73% 28	61.86% 73	100% 118
Apply methods from your major (experimentation, analysis, programming, etc) in problem solving or work projects	6.78% 8	15.25% 18	27.97% 33	50.00% 59	100% 118
Write clearly and concisely	5.93% 7	12.71% 15	27.97% 33	53.39% 63	100% 118
Critical thinking in addressing issues	5.13% 6	11.97% 14	22.22% 26	60.68% 71	100% 117
Meet professional / ethical responsibilities	8.55% 10	7.69% 9	24.79% 29	58.97% 69	100% 117
Proactively plan for your career	11.21% 13	18.10% 21	26.72% 31	43.97% 51	100% 116
Solve complex problems in logical, methodical manner	8.70% 10	15.65% 18	33.04% 38	42.61% 49	100% 115
Function effectively in ethnically/culturally diverse environments	9.57% 11	10.43% 12	24.35% 28	55.65% 64	100% 115
Engage life-long learning through formal programs or independent learning	7.83% 9	11.30% 13	33.04% 38	47.83% 55	100% 115
Find/Utilize a variety of informational resources needed for a project	6.09% 7	13.91% 16	33.04% 38	46.96% 54	100% 115
Use quantitative data and reasoning to support decision making	9.65% 11	14.91% 17	32.46% 37	42.98% 49	100% 114
Actively participate as a local and national citizen	10.81% 12	17.12% 19	38.74% 43	33.33% 37	100% 111
Make clear formal presentations that fit audience interests	7.27% 8	17.27% 19	30.91% 34	44.55% 49	100% 110

Please indicate your major at the time of graduation from FSU.

Answer	Response Percent	Response Count
Psychology	10.92%	13
Sociology	7.56%	9
Food and Nutrition	7.56%	9
Criminology	7.56%	9
Business Administration	6.72%	8
Biology	5.88%	7
Fashion Design and Retailing	5.88%	7
Marketing	5.88%	7
Computer Science	3.36%	4
Education - Elementary Education	3.36%	4
Finance	3.36%	4
Communication Arts	3.36%	4
English	2.52%	3
Nursing	2.52%	3
Art- Studio Art	2.52%	3
Geography	2.52%	3
Mathematics	2.52%	3
History	2.52%	3
Education - Early Childhood Education	1.68%	2
Environmental Science & Policy	1.68%	2
Food Science	1.68%	2
Liberal Studies	1.68%	2
Business & Information Technology	1.68%	2
Management	1.68%	2
Chemistry	0.84%	1
Spanish	0.84%	1
Political Science	0.84%	1
Accounting	0.84%	1
Total	100%	119

Please indicate your secondary major (if applicable) at the time of graduation from FSU.

Answer	Response Percent	Response Count
Sociology	20.00%	2
Biology	20.00%	2
Modern Languages	10.00%	1
Economics	10.00%	1
Liberal Studies-Interdisciplinary	10.00%	1
History	10.00%	1
Early Childhood Education	10.00%	1
Criminology	10.00%	1
Psychology	0.00%	0
Total	100%	10

Please indicate your minor (if applicable) at the time of graduation from FSU.

Answer	Response Percent	Response Count
Psychology Minor	35.29%	18
Business Administration Minor	9.80%	5
Sociology Minor	7.84%	4
Economics Minor	7.84%	4
Mathematics Minor	7.84%	4
Neuroscience Minor	5.88%	3
Spanish Minor	3.92%	2
Biology Minor	3.92%	2
Criminology Minor	3.92%	2
Biochemistry Minor	1.96%	1
Communication Arts Minor	1.96%	1
English Education 5-8 Minor	1.96%	1
English Education 8-12 Minor	1.96%	1
English Minor	1.96%	1
Apparel Design Minor	1.96%	1
Art History Minor	1.96%	1
Total	100%	51

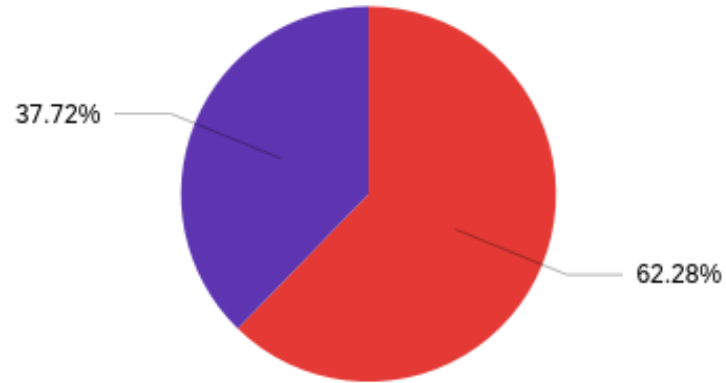
Was the primary major you listed the first you enrolled in at FSU?

Answer	Response Percent	Response Count
Yes	65.77%	73
No- What program did you first enroll in ?	34.23%	38
Total	100%	111

If no, what program did you first enroll in?

Answer	Response Percent	Response Count
Business Administration	19.44%	7
Undeclared	16.67%	6
Education	16.67%	6
Biology	8.33%	3
History	5.56%	2
English	2.78%	1
Psychology	2.78%	1
Fashion Design and Retailing	2.78%	1
Criminology	2.78%	1
Food and Nutrition	2.78%	1
Communication Arts	2.78%	1
Computer Science	2.78%	1
Environmental Science	2.78%	1
Illustration	2.78%	1
Liberal Studies	2.78%	1
Marketing	2.78%	1
Mathematics	2.78%	1
Total	100%	36

What was your classification upon entering FSU? Please check one:



■ First-Time Student (entered FSU as a freshman)

■ Transfer Student (transferred to FSU from another institution)

Answer	Response Percent	Response Count
First-Time Student (entered FSU as a freshman)	62.28%	71
Transfer Student (transferred to FSU from another institution)	37.72%	43
Total	100%	114

What is your racial background?

Answer	Response Percent	Response Count
White	76.15%	83
Black/African American	11.01%	12
Hispanic	10.09%	11
Two or more races	0.92%	1
Asian	0.92%	1
Cape Verdean	0.92%	1
Total	100%	109

Gender:

Answer	Response Percent	Response Count
Female	68.14%	77
Male	30.97%	35
Non-Binary/Third Gender	0.00%	0
Prefer to Self-Describe	0.00%	0
Prefer Not to Answer	0.88%	1
Total	100%	113

Do you identify as transgender?

Answer	Response Percent	Response Count
Yes	0.00%	0
No	99.11%	111
Prefer not to say	0.89%	1
Total	100%	112