

Framingham State University
Office of Institutional Research

2018-2019 Post-Graduation Placement Survey

Target Population: 708

Total Respondents: 150

Response Rate: 21.19%

March 2020

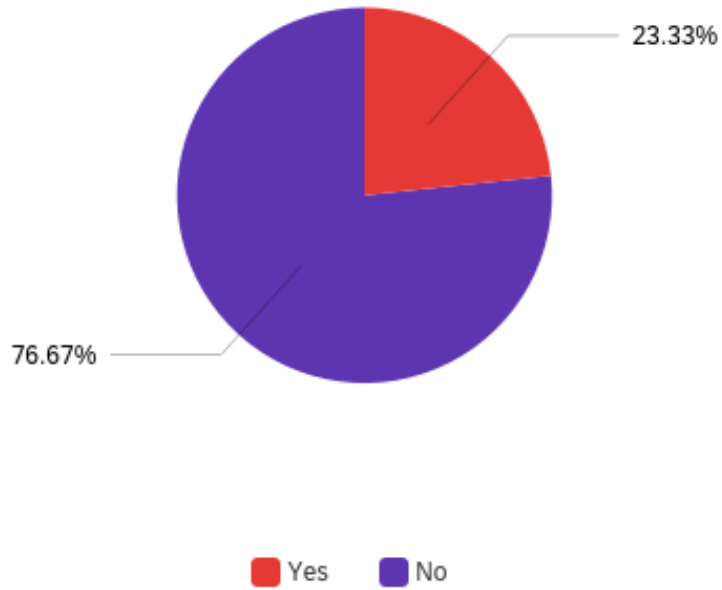
Table of Contents

Executive Summary.....	3
Have you enrolled in a certificate, graduate or professional degree program since graduating from Framingham State University?.....	4
Which type of program are you enrolled in?.....	5
What is the name of the college or university you are attending and the degree you are completing?.....	6
Are you currently working for pay right now?.....	8
What type of organization is your primary employment?	9
What is the name of the firm or organization and the title of your position?.....	10
Location:.....	16
What is your approximate annual salary range?	17
How long have you been employed by your current employer?	18
Is your current position related to your field(s) of study?.....	19
Overall, how much has FSU contributed to the knowledge and skills required at your current position?.....	20
While enrolled at FSU did you participate in any of the following activities? (select all that apply)	21
Did you complete an internship an/or practicum while enrolled at FSU?	22
Did this internship help you network to employment after graduation?	25
Overall, how satisfied were you with the career assistance/programs and resources made available to you through the Office of Career Services and Employer Relations at FSU?	26
Please indicate your major at the time of graduation from FSU.....	27
Please indicate your secondary major (if applicable) at the time of graduation from FSU.....	28
Please indicate your minor (if applicable) at the time of graduation from FSU.....	28
Please indicate your secondary minor (if applicable) at the time of graduation from FSU.	29
Was the primary major you listed the first you enrolled in at FSU?.....	30
No-What program did you first enroll in?.....	31
What was your classification upon entering FSU?.....	32
What is your racial background?	33
Gender:	33
Do you identify as transgender?.....	33

Executive Summary

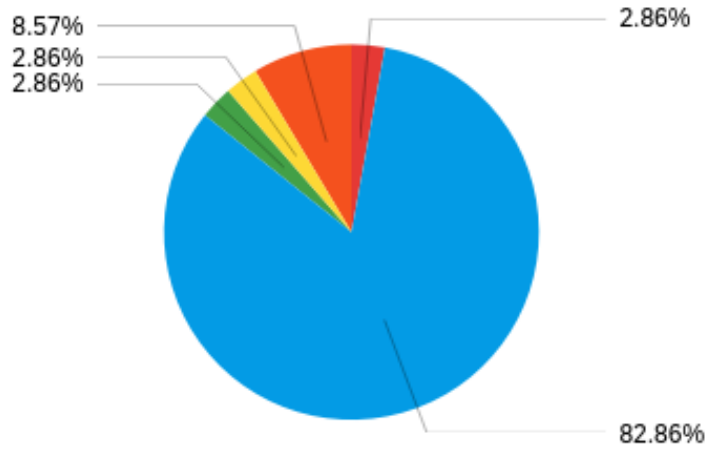
General Information	
Was your program of study what you first enrolled in at FSU?	75.20% said "Yes"
What was your classification upon entering FSU?	56.59% said "First-Time Student"
While enrolled at FSU did you participate in any of the following activities?	61.25% participated in "Student clubs or organizations"
Education	
Have you enrolled in a degree program since graduating from FSU?	23.33% said "Yes"
Which type of program are you enrolled in?	82.86% of respondents enrolled in a degree program are earning a "Master's Degree"
What is the name of the institution you are attending?	30.00% of students enrolled in a degree program said "Framingham State University"
Employment	
Did you complete an internship or practicum while enrolled at FSU?	51.82% said "Yes"
Did the internship help you network to employment after graduation?	67.60% of respondents who completed an internship/practicum said "Somewhat" or "Yes"
Are you currently working for pay right now?	90.41% of respondents are employed 80.82% of respondents are employed full-time
What type of organization is your primary employment?	40.77% said "Private for-profit" 19.23% said "Elementary or secondary education (public or private)" 10.00% said "Private non-profit"
Location of employment?	90.24% said "Massachusetts"
What is your approximate annual salary?	23.33% said under \$30,000 37.50% said between \$30,000-\$49,000
How long have you been employed by your current employer	47.93% said "Four to twelve months" 38.02% said " Over a year"
Is your current position related to your field of study?	77.05% said "Yes, same field as major(s)" or "Yes, somewhat related to major(s)"

Have you enrolled in a certificate, graduate or professional degree program since graduating from Framingham State University?



Answer	Response Percent	Response Count
Yes	23.33%	35
No	76.67%	115
Total	100%	150

Which type of program are you enrolled in?



- Certificate
- Second Bachelor's Degree
- Master's Degree
- Doctoral Degree (Ph.D., Ed.D., etc)
- Professional (Law and Medicine)
- Other (please specify)

Answer	Response Percent	Response Count
Master's Degree	82.86%	29
Other (please specify)	8.57%	3
Certificate	2.86%	1
Doctoral Degree (Ph.D., Ed.D., etc)	2.86%	1
Professional (Law and Medicine)	2.86%	1
Second Bachelor's Degree	0.00%	0
Total	100%	35

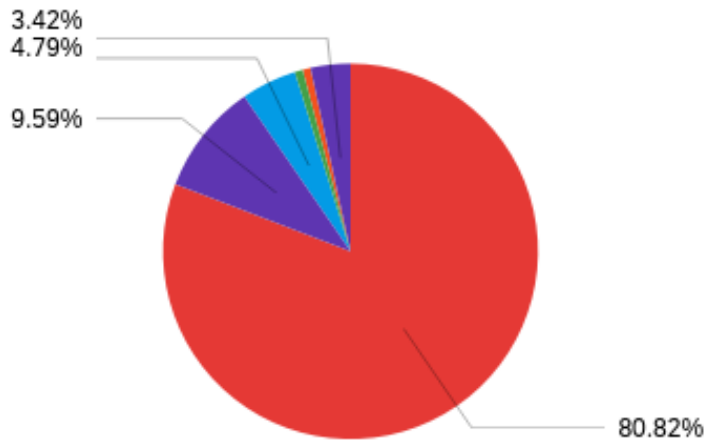
Other (please specify)
BSN
PBTL program

What is the name of the college or university you are attending and the degree you are completing?

Name of Institution	Response Percent	Response Count
AIC	3.33%	1
Secondary Education	3.33%	1
Arizona State University	3.33%	1
M.A.S Geographic Systems	3.33%	1
Boston University Wheelock College	3.33%	1
Masters in Moderate Special Needs	3.33%	1
California Coast University	3.33%	1
Criminal Justice	3.33%	1
Cambridge College	3.33%	1
M.Ed. School Nursing	3.33%	1
Fitchburg State University	3.33%	1
MBA (Concentration in HR)	3.33%	1
Framingham State University	30.00%	9
Counseling Psychology	6.67%	2
Master of Science in Nursing Education	6.66%	2
Food and Nutrition	3.33%	1
M.Ed. Education Technology	3.33%	1
PBTL program	3.33%	1
Special education	3.33%	1
Web Development Certificate	3.33%	1
Husson university	3.33%	1
MSN NP	3.33%	1
Johnson & Wales University	3.33%	1
International Wine Business	3.33%	1
Lesley University	3.33%	1
Mental Health Counseling: Expressive Arts Therapy	3.33%	1
Massachusetts School of Law	3.33%	1
JD	3.33%	1
Merrimack College	6.67%	2
Curriculum and Instruction	3.33%	1
M.Ed. Higher Education	3.33%	1
Regis College	6.67%	2
M.Ed. Student Success	3.33%	1
Master's degree in nursing	3.33%	1
Rivier university	3.33%	1
Licensed clinical mental health counseling	3.33%	1

Southern New Hampshire University	3.33%	1
MA in Psychology and Counseling	3.33%	1
UMass Amherst	3.33%	1
Masters in Accounting	3.33%	1
UMass Lowell	3.33%	1
M.S. Chemistry	3.33%	1
UMass Worcester Graduate School of Nursing	3.33%	1
Doctor of Nursing Practice - Adult Gerontology Primary Care Nurse Practitioner	3.33%	1
Westfield State University	3.33%	1
Master in Social Work	3.33%	1
Worcester State University	3.33%	1
Management, leadership	3.33%	1
Total	100%	30

Are you currently working for pay right now?



- Yes, employed full-time
- Yes, employed part-time
- No, looking for work
- No, raising a family
- No, retired
- No, full-time student
- No, part-time student
- No, volunteer
- No, unpaid internship
- No, other (please specify)

Answer	Response Percent	Response Count
Yes, employed full-time	80.82%	118
Yes, employed part-time	9.59%	14
No, looking for work	4.79%	7
No, raising a family	0.68%	1
No, retired	0.00%	0
No, full-time student	0.68%	1
No, part-time student	0.00%	0
No, volunteer	0.00%	0
No, unpaid internship	0.00%	0
No, other (please specify)	3.42%	5
Total	100%	146

No, other (please specify)
Same position I had going through school looking for work
Yes, employed per diem
Unemployed

What type of organization is your primary employment?

Answer	Response Percent	Response Count
Private for-profit corporation/company/group practice	40.77%	53
Elementary or secondary education (public or private)	19.23%	25
Private non-profit organization (except education and international organizations)	10.00%	13
State and local government, institution or agency (except education)	9.23%	12
Other (please specify)	6.92%	9
International organization in the US	6.15%	8
Higher Education (public or private)	3.08%	4
Federal government (except military)	2.31%	3
Self-employed in own business or professional non-group practice	1.54%	2
U.S. Military	0.77%	1
International organization outside of the US	0.00%	0
Total	100%	130

Other (please specify)
ABA Therapy Clinic
Athena diagnostics
Customer service
Daycare
Healthcare
Human services
Publicly Trade US Organization

What is the name of the firm or organization and the title of your position?

Answer	Response Percent	Response Count
ABACS	0.85%	1
Recruiter	0.85%	1
Advocates	0.85%	1
Direct care staff	0.85%	1
Apple Inc.	0.85%	1
Sales Expert	0.85%	1
Arizona's Dept. Environmental Quality	0.85%	1
Environmental Scientist	0.85%	1
Athena Diagnostics	0.85%	1
Customer service Representative	0.85%	1
Awaken 180 Weight Loss	0.85%	1
Nutrition Consultant	0.85%	1
Barnstable County Sheriff's Office	0.85%	1
Correctional officer	0.85%	1
Berkshire Bank	0.85%	1
Branch manager	0.85%	1
Beverly Public Schools	0.85%	1
Paraprofessional	0.85%	1
BlueHive	0.85%	1
Account Executive	0.85%	1
Boating In Boston	0.85%	1
General Manager	0.85%	1
Boston Scientific Corporation	0.85%	1
Marketing Operations Specialist	0.85%	1
Brothers Market Place	0.00%	1
(blank)	0.00%	1
BusySeed	0.85%	1
Digital Marketing Expert/Web Developer/Blogger	0.85%	1
Carleton Willard Village	0.85%	1
Registered Nurse	0.85%	1
Christa Corrigan McAuliffe Center for Integrated Science Learning at Framingham State University	0.85%	1
Education Specialist	0.85%	1
Citizens Bank	0.85%	1
Assistant Branch Manager	0.85%	1
City of Framingham	0.85%	1
Fire Chief	0.85%	1
CivicPlus	0.85%	1

Project Manager	0.85%	1
Coach Grill	0.85%	1
Bartender	0.85%	1
Commonwealth Sciences	0.85%	1
Account manager	0.85%	1
Compass Hospitality Group	0.85%	1
Pantry cook	0.85%	1
Crossroads School	0.85%	1
Applied Behavior Analysis Technician	0.85%	1
Culligan	0.85%	1
Driver	0.85%	1
Cunniff Elementary School	0.85%	1
Special Education Instructional Assistant	0.85%	1
Dana Farber Cancer Institute	1.69%	2
Administrative Support Specialist II	0.85%	1
Scheduler	0.85%	1
Dedham Public Schools	0.85%	1
Special education paraprofessional	0.85%	1
Definitive Healthcare	0.85%	1
Inbound sales representative	0.85%	1
Dell	0.85%	1
Inside Sales Representative	0.85%	1
Department of Mental Health	0.85%	1
Charge Nurse	0.85%	1
Department of Children and Families	1.69%	2
Social Worker	0.85%	1
Social worker technician	0.85%	1
Department of Homeland Security	0.85%	1
Transportation Security Officer	0.85%	1
Disney	1.69%	2
Devops Engineer	0.85%	1
Locations Production Assistant	0.85%	1
DSW Designer Shoe Warehouse	0.85%	1
Sales Supervisor	0.85%	1
Eastham Shell	0.85%	1
Cashier/attendant	0.85%	1
Enterprise Rent-A-Car	0.85%	1
Management Trainee	0.85%	1
Express	0.85%	1
Sales Lead	0.85%	1
First Pro	0.85%	1

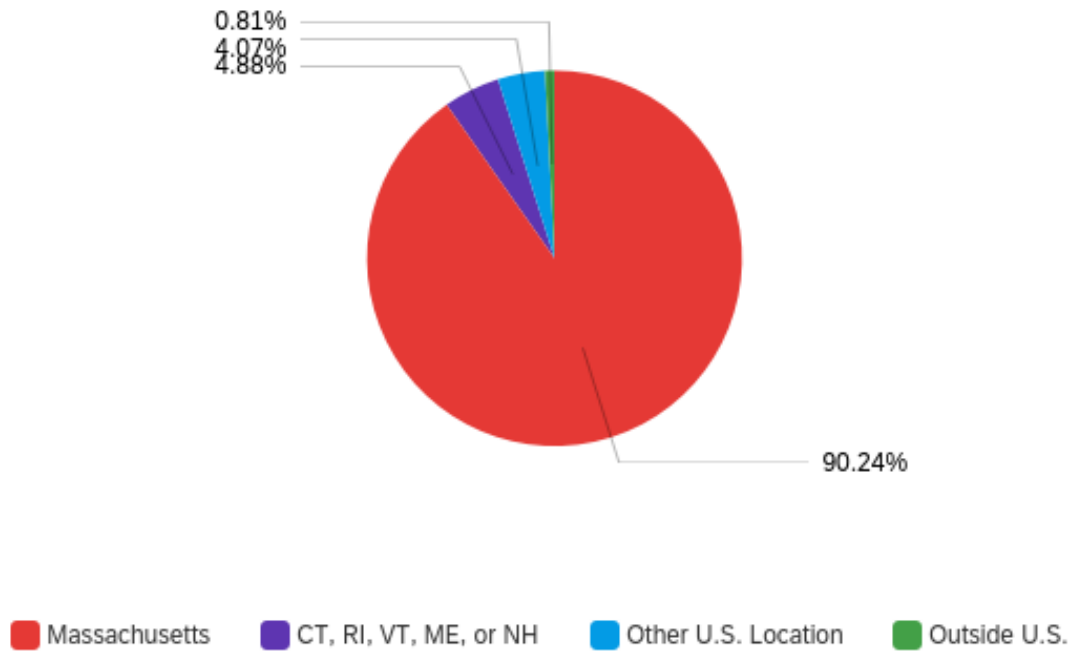
It support	0.85%	1
Framingham Public Schools	3.39%	4
Assistant Director of Human Resources	0.85%	1
Elementary teacher	0.85%	1
High School Math Teacher	0.85%	1
Substitute Teacher	0.85%	1
Framingham State University	0.85%	1
Administrative Assistant	0.85%	1
Global Premier Soccer	0.85%	1
Central MA Girls Program Director	0.85%	1
Greater Nashua Mental Health Center	0.85%	1
Functional support specialist	0.85%	1
Greater Washington Board of Trade	0.85%	1
Programs Assistant	0.85%	1
Hampden County Sheriff's Department	0.85%	1
Administrative assistant	0.85%	1
Harris Miller Miller & Hanson Inc. (HMMH)	0.85%	1
Marketing Coordinator	0.85%	1
Harvard Pilgrim Health Care Institute	0.85%	1
Finance Research Assistant	0.85%	1
Hospital	0.85%	1
Nurse Supervisor	0.85%	1
Karma Environmental Services, Inc.	0.85%	1
Office Administrator/Manager	0.85%	1
LA Fitness	0.85%	1
Personal Trainer	0.85%	1
Landmark School	0.85%	1
Teacher	0.85%	1
Lawrence Public Schools	0.85%	1
5th Grade Math Teacher	0.85%	1
Linguamatics	0.85%	1
Natural language processing software engineer	0.85%	1
Lowenberg, Lituchy and Kantor	0.85%	1
Dental assistant	0.85%	1
Marlborough High School	1.69%	2
English Teacher	0.85%	1
High School Math Teacher	0.85%	1
Massachusetts Air National Guard	0.85%	1
Munitions Operations NCOIC	0.85%	1
Massachusetts Attorney General's Office	0.85%	1
Paralegal/Administrative Assistant	0.85%	1

Massachusetts General Hospital	0.85%	1
Clinical Research Coordinator	0.85%	1
Mathnasium	0.85%	1
Instructor/tutor	0.85%	1
MetroWest Daily News	0.85%	1
Journalist	0.85%	1
MicroMacros LLC	0.85%	1
Owner	0.85%	1
Minsar	0.85%	1
Growth hacker	0.85%	1
Mount Auburn Hospital	0.85%	1
Patient Relations Coordinator	0.85%	1
MPS	0.85%	1
Teacher	0.85%	1
National Grid	0.85%	1
Associate Talent Acquisition Specialist	0.85%	1
New England HIDTA	0.85%	1
Intelligence Analyst	0.85%	1
Newgrange Design	0.85%	1
Project Planner	0.85%	1
Newton Wellesley Hospital	1.69%	2
Peri-operative Nurse	0.85%	1
staff nurse	0.85%	1
Nordstrom	0.85%	1
Salesperson	0.85%	1
North Attleboro High School	0.85%	1
Special Education Paraprofessional	0.85%	1
Norton High School	0.85%	1
Paraprofessional	0.85%	1
Ocean State Wine & Spirits	0.85%	1
Sales Representative	0.85%	1
Osrose Utilities Services	0.85%	1
Engineering technician	0.85%	1
Ounce IT	0.85%	1
IT Support Specialist	0.85%	1
Paychex, Inc.	0.85%	1
HCM Sales Rep	0.85%	1
Pearl Meyer	0.85%	1
Associate Account Manager	0.85%	1
Plainville Public Schools	0.85%	1
Substitute Teacher	0.85%	1

Plymouth Police Department	0.85%	1
Police Officer	0.85%	1
Procare LTC of MA	0.85%	1
Data Entry Pharmacy Technician	0.85%	1
Regis College	1.69%	2
Admission Counselor	0.85%	1
Operations Manager for Online Programs	0.85%	1
Restaurant	0.85%	1
Assistant manager	0.85%	1
Reverner	0.85%	1
Business Development Representative	0.85%	1
Rodenhiser Home Services	0.85%	1
Internal Marketing	0.85%	1
Rubius Therapeutics	0.85%	1
Associate	0.85%	1
Salem Public Schools	0.85%	1
7th grade math teacher	0.85%	1
Sanofi Genzyme	0.85%	1
Manufacturing Associate	0.85%	1
ScribeAmerica	1.69%	2
Medical Scribe	0.85%	1
Medical Scribe	0.85%	1
Securitas	0.85%	1
Site supervisor	0.85%	1
Shining Star Early Childhood Center	0.85%	1
Behavior Assistant	0.85%	1
Somerset Academy	0.85%	1
Co-teacher	0.85%	1
Staples	0.85%	1
Sales Associate	0.85%	1
Suburban child	0.85%	1
Teacher	0.85%	1
Table Talk Pies	0.85%	1
Research and Development Technician	0.85%	1
The Hamilton company	0.85%	1
Account Payable	0.85%	1
TJX Companies	0.85%	1
Product development Specialist	0.85%	1
UMass	0.85%	1
RN staff	0.85%	1
Uxbridge Public School	0.85%	1

Long term substitute teacher	0.85%	1
VPNE Parking Solutions	0.85%	1
Assistant Manager	0.85%	1
VSI Software	0.85%	1
software engineer	0.85%	1
Wayside Youth and Family Support Network	0.85%	1
Transition facilitator and direct care counselor	0.85%	1
Web Industries	0.85%	1
Programmer Analyst	0.85%	1
Wellesley Middle School	0.85%	1
school nurse	0.85%	1
Westborough Public Schools	0.85%	1
5th grade teacher	0.85%	1
WIC (Women's, Infants and Children)	0.85%	1
Community Coordinator	0.85%	1
Wiley Publishing	0.85%	1
Enablement Associate	0.85%	1
Zwicker and Associates, P.C	0.85%	1
Documentation Assistant	0.85%	1
Firm or Organization Not Listed	3.39%	
Intern	0.85%	1
Office Manager	0.85%	1
Registered Nurse	0.85%	1
Staff Accountant	0.85%	1
Total	100%	115

Location:

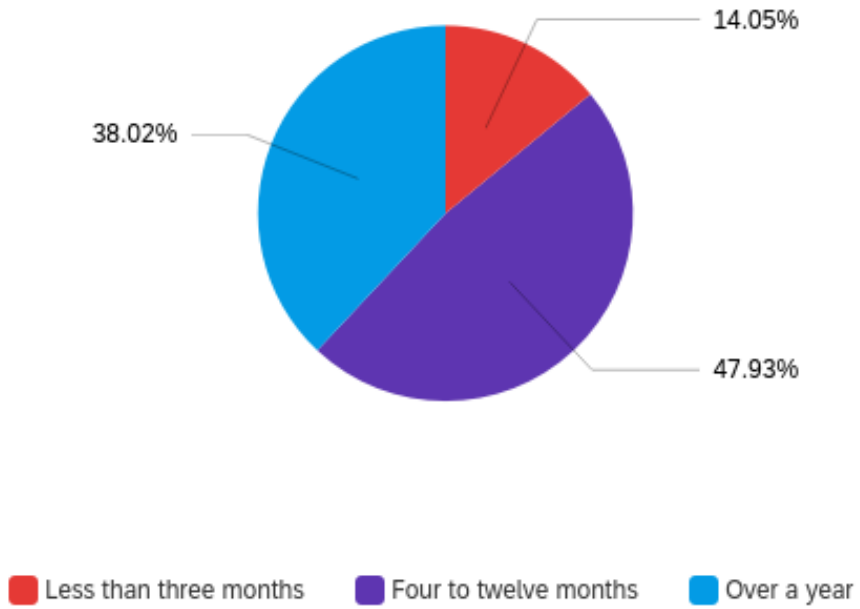


Answer	Response Percent	Response Count
Massachusetts	90.24%	111
CT, RI, VT, ME, or NH	4.88%	6
Other U.S. Location	4.07%	5
Outside U.S.	0.81%	1
Total	100%	123

What is your approximate annual salary range?

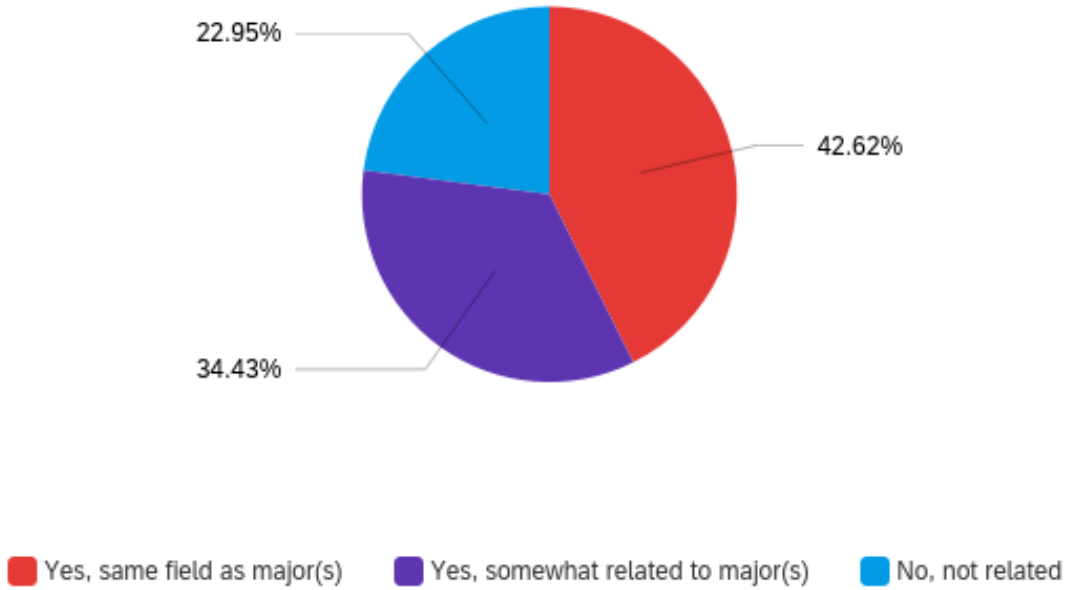
Answer	Response Percent	Response Count
Below \$ 20,000	7.50%	9
\$20,000 - \$29,999	15.83%	19
\$30,000 - \$39,999	15.83%	19
\$40,000 - \$49,999	21.67%	26
\$50,000 - \$59,999	18.33%	22
\$60,000 and above	20.83%	25
Total	100%	120

How long have you been employed by your current employer?



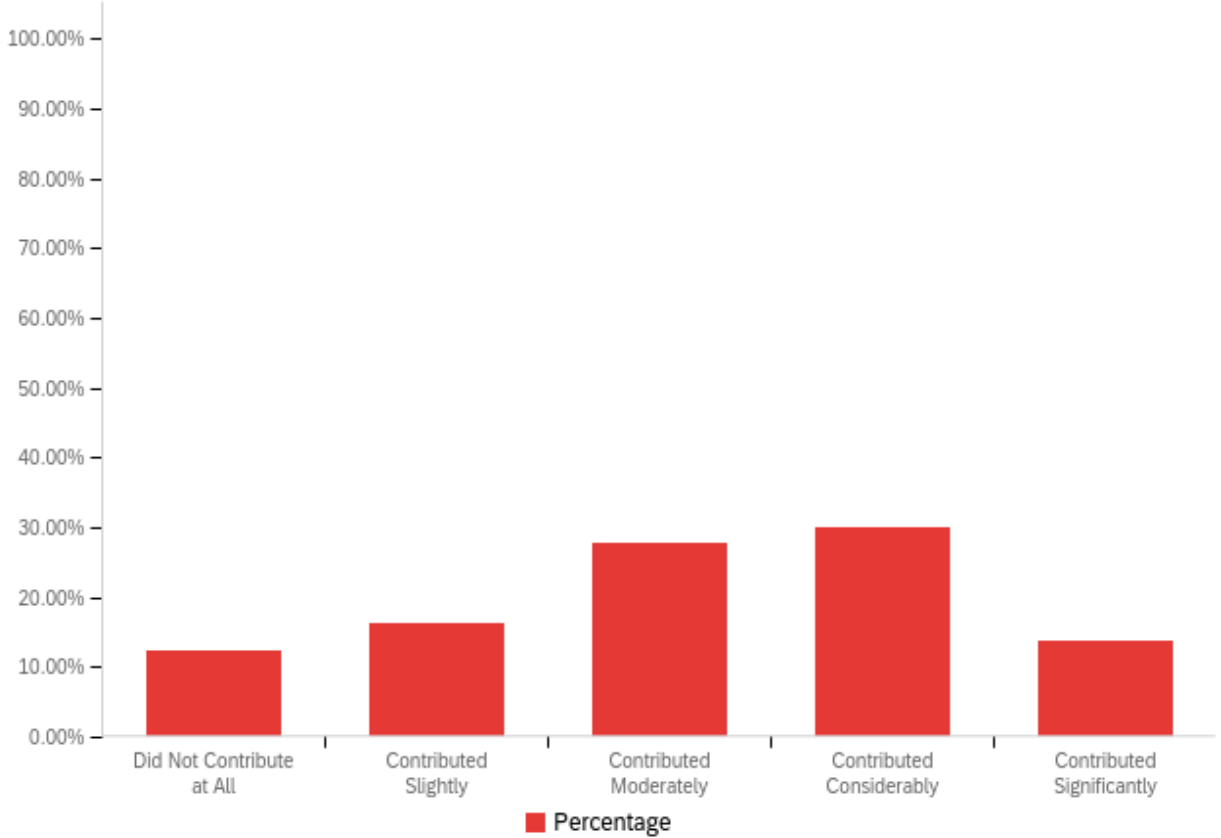
Answer	Response Percent	Response Count
Less than three months	14.05%	17
Four to twelve months	47.93%	58
Over a year	38.02%	46
Total	100%	121

Is your current position related to your field(s) of study?



Answer	Response Percent	Response Count
Yes, same field as major(s)	42.62%	52
Yes, somewhat related to major(s)	34.43%	42
No, not related	22.95%	28
Total	100%	122

Overall, how much has FSU contributed to the knowledge and skills required at your current position?



Answer	Response Percent	Response Count
Did Not Contribute at All	12.20%	15
Contributed Slightly	16.26%	20
Contributed Moderately	27.64%	34
Contributed Considerably	30.08%	37
Contributed Significantly	13.82%	17
Total	100%	123

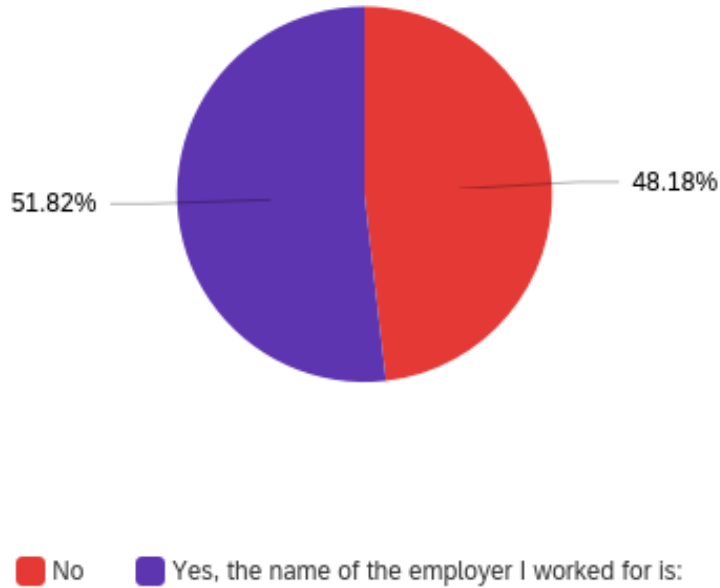
**While enrolled at FSU did you participate in any of the following activities?
(select all that apply)**

Answer	Percent of Cases*	Response Count
Student clubs or organizations	61.25%	49
Community service or volunteer work	26.25%	21
Study abroad	21.25%	17
Other (please specify)	15.00%	12
Athletics (NCAA Division III)	12.50%	10
Residence Assistant (RA)	10.00%	8
Student Involvement and Leadership Development (SILD)	10.00%	8
Intramural sports	8.75%	7
Student Government Association (SGA)	5.00%	4
Affinity groups	5.00%	4
Total	100%	80

*Percent of Cases (Number of times the factor was selected divided by the number of respondents that answered the question)

Other (please specify)
No
Veterans Center
CASA Subject Tutor
None
Orientation leader
Peer mentor, teaching assistant for the [redacted] dept
Student tutor and SDA
New Student and Family Programs- Wet Feet Retreat Leader
Orientation Leader, student admissions representative
Employment - Admission Office, First Year Programs, Development and Alumni Relations

Did you complete an internship an/or practicum while enrolled at FSU?



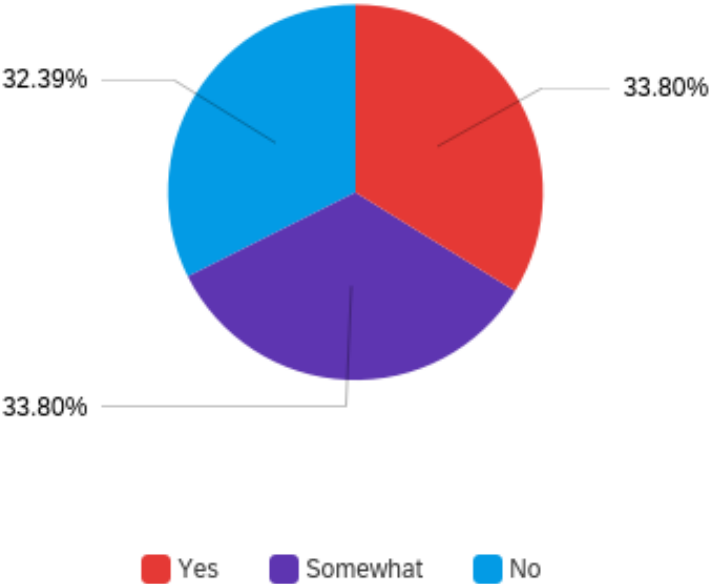
Answer	Response Percent	Response Count
Yes, the name of the employer I worked for is:	51.82%	71
No	48.18%	66
Total	100%	137

Yes, the name of the employer I worked for is:
Amazing Things Arts Center
American Eagle Outfitters
Ashland Police Department
Asset Strategy Advisors
Behavioral Health Partners of MetroWest
BSC
Call2talk
Call2talk
Campus Currents
CASA Community Engagement Intern
Civic Nation
Coca-Cola
Community Kiln
Department of Children and Families

DRF Engineering
Field Studies and Student Teaching
Framingham Juvenile Courthouse
Framingham Public Schools
Framingham Public Schools
Framingham State University
Framingham State University
Framingham/NATICK District Court
Franklin Institute of Technology
FSU Entrepreneur Innovation Center
Harvard Pilgrim Health Care Institute
Hinsdale Police Department
Inside Out program (FSU criminology dept)
Joseph Keefe Tech School
Lawrence Public schools
Marlborough Public Schools, Keefe Tech, and Framingham Public Schools
Mass Trial Court
McAuliffe Center, John Fitzgerald Kennedy National Historic Site, FSU Humanities Department,[Redacted]
MetroWest Daily News
MetroWest Medical Center through CHOICE & Natick Army Base, Military Nutrition Division
Microbac Laboratories
Natick High, Marlborough High School
Natick Police Department
Newton Police Department
Peter Noyes Elementary School
Pillars Yogurt & Rodenhiser Home Services
PSC
Research with Professor
Riverside Community Care
Riverside Community Care and [Redacted]
S&P Global
Sodexo
Stadium Theatre
The New England Center for Children
The Paper Store
TJX Companies Inc.
TJX Companies Inc.
Veterans Services
VPNE Parking Solutions
Waltham Public Schools
Wayland Public Schools, Marlborough Public School, Holliston Public School, Framingham Public School
Wayside Youth and Family Support Network
WCVB Channel 5 Boston; The Congressional Award (Washington DC)

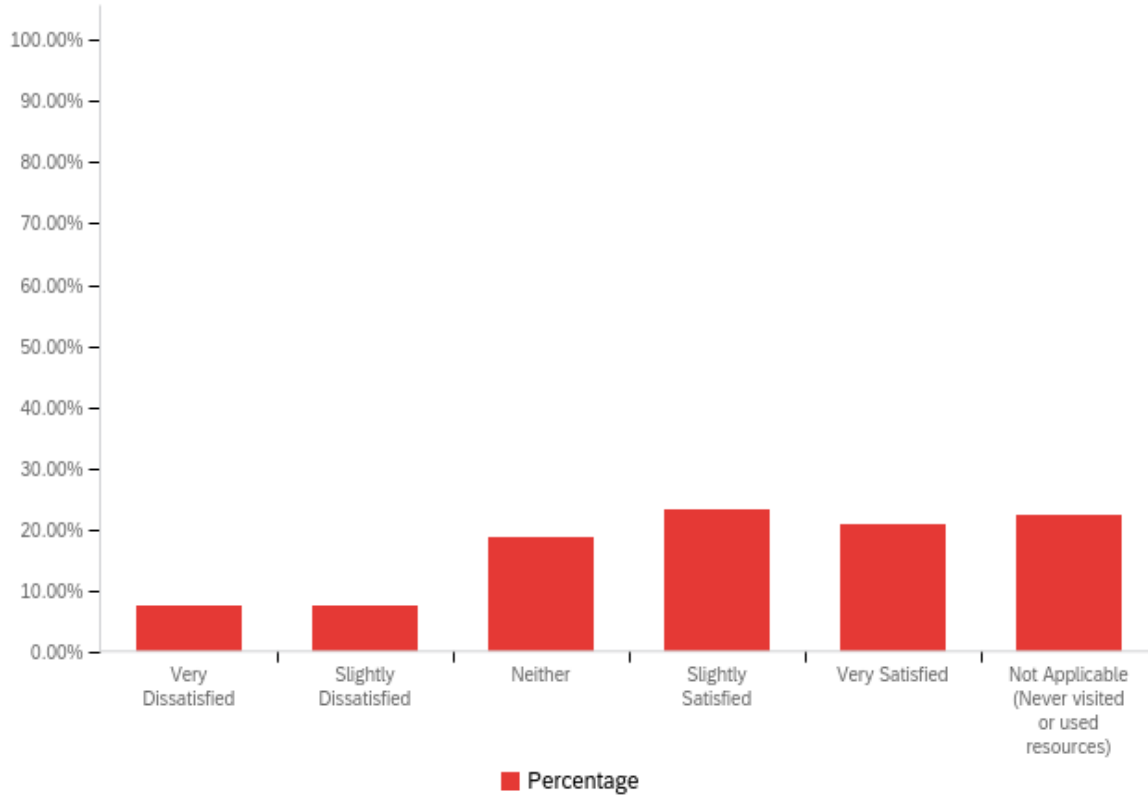
Westborough Police Department
Wiley Publishing
Wayland Public Schools
YMCA
YMCA Framingham

Did this internship help you network to employment after graduation?



Answer	Response Percent	Response Count
Yes	33.80%	24
Somewhat	33.80%	24
No	32.39%	23
Total	100%	71

Overall, how satisfied were you with the career assistance/programs and resources made available to you through the Office of Career Services and Employer Relations at FSU?



Answer	Response Percent	Response Count
Very Dissatisfied	7.46%	10
Slightly Dissatisfied	7.46%	10
Neither	18.66%	25
Slightly Satisfied	23.13%	31
Very Satisfied	20.90%	28
Not Applicable (Never visited or used resources)	22.39%	30
Total	100%	134

Please indicate your major at the time of graduation from FSU.

Answer	Response Percent	Response Count
Management	13.43%	18
Psychology	9.70%	13
Criminology	8.21%	11
Sociology	6.72%	9
Nursing	5.97%	8
English	5.97%	8
Communication Arts	5.97%	8
Food and Nutrition	4.48%	6
History	4.48%	6
Computer Science	3.73%	5
Biology	3.73%	5
Education - Elementary Education	2.99%	4
Chemistry	2.99%	4
Liberal Studies	2.99%	4
Mathematics	2.24%	3
Marketing	2.24%	3
Education - Early Childhood Education	1.49%	2
Political Science	1.49%	2
Business and Information Technology	1.49%	2
Accounting	1.49%	2
Environmental Science and Policy	1.49%	2
Fashion Design and Retailing	1.49%	2
Art - Studio Art	0.75%	1
Food Science	0.75%	1
Earth Science	0.75%	1
Finance	0.75%	1
Liberal Studies-Interdisciplinary	0.75%	1
Environmental Studies and Sustainability	0.75%	1
Global Studies	0.75%	1
Total	100%	134

Please indicate your secondary major (if applicable) at the time of graduation from FSU.

Answer	Response Percent	Response Count
Psychology	33.33%	3
Mathematics	22.22%	2
Sociology	22.22%	2
Biology	11.11%	1
Education - Elementary Education	11.11%	1
Total	100%	9

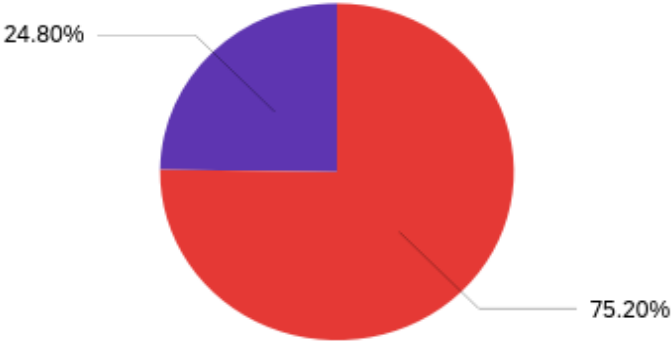
Please indicate your minor (if applicable) at the time of graduation from FSU.

Answer	Response Percent	Response Count
Psychology	15.56%	7
Sociology	15.56%	7
Business Administration	8.89%	4
Anthropology	4.44%	2
Biology	4.44%	2
Criminology	4.44%	2
Education - English Education 8-12	4.44%	2
Education - Mathematics Education 8-12	4.44%	2
Marketing	4.44%	2
Neuroscience	4.44%	2
Accounting	2.22%	1
American Studies	2.22%	1
Apparel Design	2.22%	1
Biochemistry	2.22%	1
Communication Arts	2.22%	1
Economics	2.22%	1
Geographic Information Systems	2.22%	1
History	2.22%	1
Museum Studies	2.22%	1
Sports Management	2.22%	1
Statistics	2.22%	1
Theatre	2.22%	1
Writing	2.22%	1
Art History	0.00%	0
Total	100%	45

Please indicate your secondary minor (if applicable) at the time of graduation from FSU.

Answer	Response Percent	Response Count
Diversity Studies	20.00%	2
Biology	10.00%	1
Criminology	10.00%	1
History	10.00%	1
Irish Studies	10.00%	1
Physics	10.00%	1
Psychology	10.00%	1
Spanish	10.00%	1
Theatre	10.00%	1
Museum Studies	0.00%	0
Total	100%	10

Was the primary major you listed the first you enrolled in at FSU?



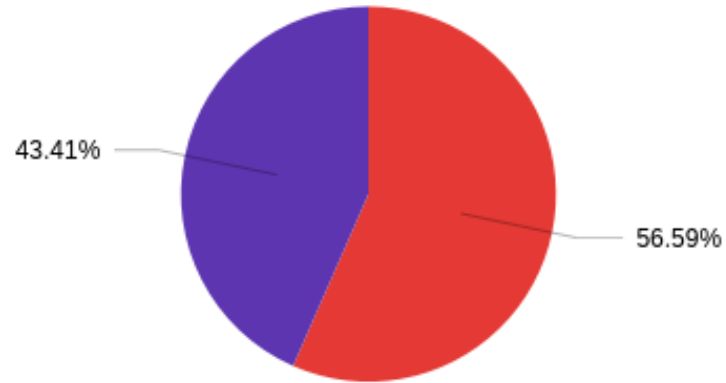
■ Yes
 ■ No- What program did you first enroll in?

Answer	Response Percent	Response Count
Yes	75.20%	94
No- What program did you first enroll in?	24.80%	31
Total	100%	125

No-What program did you first enroll in?

Answer	Response Percent	Response Count
Elementary Education	12.90%	4
Psychology	12.90%	4
Biology	9.68%	3
Early Childhood Education	9.68%	3
History	9.68%	3
Finance	6.45%	2
Food and Nutrition	6.45%	2
Undeclared	6.45%	2
Business	3.23%	1
Chemistry	3.23%	1
Computer Science	3.23%	1
Earth Science	3.23%	1
English	3.23%	1
Fashion Design and Retailing	3.23%	1
Food Science	3.23%	1
Management	3.23%	1
Total	100%	125

What was your classification upon entering FSU?



■ First-Time Student (entered FSU as a freshman)

■ Transfer Student (transferred to FSU from another institution)

Answer	Response Percent	Response Count
First-Time Student (entered FSU as a freshman)	56.59%	73
Transfer Student (transferred to FSU from another institution)	43.41%	56
Total	100%	129

What is your racial background?

Answer	Response Percent	Response Count
White	67.69%	88
Hispanic	18.46%	24
Black/African American	9.23%	12
Two or More Races	2.31%	3
Asian	1.54%	2
Cape Verdean	0.77%	1
American Indian/Alaskan Native	0.00%	0
Native Hawaiian/Other Pacific Islander	0.00%	0
Total	100%	130

Gender:

Answer	Response Percent	Response Count
Female	63.85%	83
Male	36.15%	47
Non-Binary/ Third Gender	0.00%	0
Prefer to Self-Describe	0.00%	0
Prefer Not to Answer	0.00%	0
Total	100%	130

Do you identify as transgender?

Answer	Response Percent	Response Count
Yes	0.00%	0
No	99.21%	126
Prefer not to say	0.79%	1
Total	100%	127