

[Print Form\(s\)](#)[Return](#)

Equity in Athletics 2009

Institution: Framingham State College (165866)

User ID: E91658

Screening Questions

Please answer these questions carefully as your responses will determine which subsequent data entry screens are appropriate for your institution.

1. How will you report Operating Expenses (i.e., Game Day expenses)?

- By Team Per Participant

2. Select the type of varsity sports teams at your institution.

- Men's Teams Only Women's Teams Only
 Both Men's Teams and Women's Teams Men's Teams and Coed Teams
 Women's Teams and Coed Teams Men's Teams and Women's Teams and Coed Teams
 Coed Teams Only

3. Do you have any assistant coaches?

- Yes
- | | |
|-------------------------------------|---------------|
| <input checked="" type="checkbox"/> | Men's Teams |
| <input checked="" type="checkbox"/> | Women's Teams |
| <input type="checkbox"/> | Coed Teams |
- No
-

Institution: Framingham State College (165866)

User ID: E91658

Sports Selection - Men's and Women's Teams

Select the varsity sports teams at your institution.

Sport	Men's	Women's	Sport	Men's	Women's
Archery	<input type="checkbox"/>	<input type="checkbox"/>	Badminton	<input type="checkbox"/>	<input type="checkbox"/>
Baseball	<input checked="" type="checkbox"/>		Basketball	<input checked="" type="checkbox"/>	<input checked="" type="checkbox"/>
Beach Volleyball	<input type="checkbox"/>	<input type="checkbox"/>	Bowling	<input type="checkbox"/>	<input type="checkbox"/>
Cross Country	<input checked="" type="checkbox"/>	<input checked="" type="checkbox"/>	Diving	<input type="checkbox"/>	<input type="checkbox"/>
Equestrian	<input type="checkbox"/>	<input type="checkbox"/>	Fencing	<input type="checkbox"/>	<input type="checkbox"/>
Field Hockey		<input checked="" type="checkbox"/>	Football	<input checked="" type="checkbox"/>	
Golf	<input type="checkbox"/>	<input type="checkbox"/>	Gymnastics	<input type="checkbox"/>	<input type="checkbox"/>
Ice Hockey	<input checked="" type="checkbox"/>	<input type="checkbox"/>	Lacrosse	<input type="checkbox"/>	<input checked="" type="checkbox"/>
Rifle	<input type="checkbox"/>	<input type="checkbox"/>	Rodeo	<input type="checkbox"/>	<input type="checkbox"/>
Rowing	<input type="checkbox"/>	<input type="checkbox"/>	Sailing	<input type="checkbox"/>	<input type="checkbox"/>
Skiing	<input type="checkbox"/>	<input type="checkbox"/>	Soccer	<input checked="" type="checkbox"/>	<input checked="" type="checkbox"/>
Softball		<input checked="" type="checkbox"/>	Squash	<input type="checkbox"/>	<input type="checkbox"/>
Swimming	<input type="checkbox"/>	<input type="checkbox"/>	Swimming and Diving (combined)	<input type="checkbox"/>	<input type="checkbox"/>
Synchronized Swimming		<input type="checkbox"/>	Table Tennis	<input type="checkbox"/>	<input type="checkbox"/>
Team Handball	<input type="checkbox"/>	<input type="checkbox"/>	Tennis	<input type="checkbox"/>	<input type="checkbox"/>
Track and Field (Indoor)	<input type="checkbox"/>	<input type="checkbox"/>	Track and Field (Outdoor)	<input type="checkbox"/>	<input type="checkbox"/>
Track and Field and Cross Country (combined)	<input type="checkbox"/>	<input type="checkbox"/>	Volleyball	<input type="checkbox"/>	<input checked="" type="checkbox"/>
Water Polo	<input type="checkbox"/>	<input type="checkbox"/>	Weight Lifting	<input type="checkbox"/>	<input type="checkbox"/>
Wrestling	<input type="checkbox"/>	<input type="checkbox"/>	Other Sports (Specify sports in the caveat box.)*	<input type="checkbox"/>	<input type="checkbox"/>

CAVEAT

* If you indicated in the caveat box that your other sports are Dancing and/or Cheerleading, please also specify in the caveat box that your institution has a letter from the Office of Civil Rights confirming that the OCR has determined that Dancing and/or Cheerleading are varsity sports at your institution.

If after leaving this screen you return to it to add a sport, be sure to include associated data for that sport on subsequent screens. If you return to this screen to delete a sport, all associated data for that sport will be deleted from subsequent screens as well.

Institution: Framingham State College (165866)

User ID: E91658


Athletics Participation - Men's and Women's Teams

Athletics Participation

Number of participants as of the day of the first scheduled contest

Varsity Teams	Men's Teams	Women's Teams
Baseball	25	
Basketball	17	12
Cross Country	3	5
Field Hockey		21
Football	60	
Ice Hockey	29	
Lacrosse		18
Soccer	27	19
Softball		17
Volleyball		12
Total Participants Men's and Women's Teams	161	104
Unduplicated Count of Participants (If an individual participates on more than one team, count that individual only once on this line.)	159	97

CAVEAT



Institution: Framingham State College (165866)

User ID: E91658

Head Coaches - Men's Teams

Head Coaches - Men's Teams

A full-time head coach is an individual who coaches one team full-time and is a full-time employee of the school.

Varsity Teams	Male Head Coaches				Female Head Coaches				Total Head Coaches
	Full-Time Coaching Duties	Part-Time Coaching Duties	Full-Time University Employee	Part-Time University Employee or Volunteer	Full-Time Coaching Duties	Part-Time Coaching Duties	Full-Time University Employee	Part-Time University or Volunteer	
Baseball	<input type="text"/>	<input type="text" value="1"/>	<input type="text"/>	<input type="text" value="1"/>	<input type="text"/>	<input type="text"/>	<input type="text"/>	<input type="text"/>	
Basketball	<input type="text"/>	<input type="text" value="1"/>	<input type="text"/>	<input type="text" value="1"/>	<input type="text"/>	<input type="text"/>	<input type="text"/>	<input type="text"/>	
Cross Country	<input type="text"/>	<input type="text" value="1"/>	<input type="text"/>	<input type="text" value="1"/>	<input type="text"/>	<input type="text"/>	<input type="text"/>	<input type="text"/>	
Football	<input type="text"/>	<input type="text" value="1"/>	<input type="text" value="1"/>	<input type="text"/>	<input type="text"/>	<input type="text"/>	<input type="text"/>	<input type="text"/>	
Ice Hockey	<input type="text"/>	<input type="text" value="1"/>	<input type="text"/>	<input type="text" value="1"/>	<input type="text"/>	<input type="text"/>	<input type="text"/>	<input type="text"/>	
Soccer	<input type="text"/>	<input type="text" value="1"/>	<input type="text"/>	<input type="text" value="1"/>	<input type="text"/>	<input type="text"/>	<input type="text"/>	<input type="text"/>	
Coaching Position Totals	0	6	1	5	0	0	0	0	

CAVEAT

Institution: Framingham State College (165866)

User ID: E91658

Head Coaches - Women's Teams

Head Coaches - Women's Teams

A full-time head coach is an individual who coaches one team full-time and is a full-time employee of the school.

Varsity Teams	Male Head Coaches				Female Head Coaches				Total Head Coaches
	Full-Time Coaching Duties	Part-Time Coaching Duties	Full-Time University Employee	Part-Time University Employee or Volunteer	Full-Time Coaching Duties	Part-Time Coaching Duties	Full-Time University Employee	Part-Time University Employee or Volunteer	
Basketball	<input type="text"/>	<input type="text"/>	<input type="text"/>	<input type="text"/>	<input type="text"/>	<input type="text" value="1"/>	<input type="text" value="1"/>	<input type="text"/>	
Cross Country	<input type="text"/>	<input type="text" value="1"/>	<input type="text"/>	<input type="text" value="1"/>	<input type="text"/>	<input type="text"/>	<input type="text"/>	<input type="text"/>	
Field Hockey	<input type="text"/>	<input type="text"/>	<input type="text"/>	<input type="text"/>	<input type="text"/>	<input type="text" value="1"/>	<input type="text"/>	<input type="text" value="1"/>	
Lacrosse	<input type="text"/>	<input type="text"/>	<input type="text"/>	<input type="text"/>	<input type="text"/>	<input type="text" value="1"/>	<input type="text"/>	<input type="text" value="1"/>	
Soccer	<input type="text"/>	<input type="text" value="1"/>	<input type="text"/>	<input type="text" value="1"/>	<input type="text"/>	<input type="text"/>	<input type="text"/>	<input type="text"/>	
Softball	<input type="text"/>	<input type="text" value="1"/>	<input type="text"/>	<input type="text" value="1"/>	<input type="text"/>	<input type="text"/>	<input type="text"/>	<input type="text"/>	
Volleyball	<input type="text"/>	<input type="text" value="1"/>	<input type="text"/>	<input type="text" value="1"/>	<input type="text"/>	<input type="text"/>	<input type="text"/>	<input type="text"/>	
Coaching Position Totals	0	4	0	4	0	3	1	2	

CAVEAT

Institution: Framingham State College (165866)

User ID: E91658

Head Coaches' Salaries - Men's and Women's Teams

Head Coaches' Salaries

Enter salaries and bonuses only. Do not include benefits on this screen. Do not include volunteer head coaches in calculating average salary and average FTE.

	Men's Teams	Women's Teams
Average Annual Institutional Salary per Head Coach	8,331	10,060
Number of Head Coaches Included in Average	6	7
Number of Volunteer Head Coaches not Included in the Average	0	0
Average Annual Institutional Salary per Full-time equivalent (FTE)	22,516	27,189
Number of Full-time equivalents (FTEs) Included in Average	2.22	2.59

CAVEAT

Institution: Framingham State College (165866)

User ID: E91658

Assistant Coaches - Men's Teams

Assistant Coaches - Men's Teams

A full-time assistant coach is an individual who coaches one team full-time and is a full-time employee of the school.

Varsity Teams	Male Assistant Coaches				Female Assistant Coaches				Tot Assistant Coaches
	Full-Time Coaching Duties	Part-Time Coaching Duties	Full-Time University Employee	Part-Time University Employee or Volunteer	Full-Time Coaching Duties	Part-Time Coaching Duties	Full-Time University Employee	Part-Time University Employee or Volunteer	
Baseball	<input type="text"/>	<input type="text" value="1"/>	<input type="text"/>	<input type="text" value="1"/>	<input type="text"/>	<input type="text"/>	<input type="text"/>	<input type="text"/>	
Basketball	<input type="text"/>	<input type="text" value="2"/>	<input type="text"/>	<input type="text" value="2"/>	<input type="text"/>	<input type="text"/>	<input type="text"/>	<input type="text"/>	
Cross Country	<input type="text"/>	<input type="text"/>	<input type="text"/>	<input type="text"/>	<input type="text"/>	<input type="text"/>	<input type="text"/>	<input type="text"/>	
Football	<input type="text"/>	<input type="text" value="9"/>	<input type="text"/>	<input type="text" value="9"/>	<input type="text"/>	<input type="text"/>	<input type="text"/>	<input type="text"/>	
Ice Hockey	<input type="text"/>	<input type="text" value="2"/>	<input type="text"/>	<input type="text" value="2"/>	<input type="text"/>	<input type="text"/>	<input type="text"/>	<input type="text"/>	
Soccer	<input type="text"/>	<input type="text" value="2"/>	<input type="text"/>	<input type="text" value="2"/>	<input type="text"/>	<input type="text"/>	<input type="text"/>	<input type="text"/>	
Coaching Position Totals	0	16	0	16	0	0	0	0	1

CAVEAT

Institution: Framingham State College (165866)

User ID: E91658

Assistant Coaches - Women's Teams

Assistant Coaches - Women's Teams

A full-time assistant coach is an individual who coaches one team full-time and is a full-time employee of the school.

Varsity Teams	Male Assistant Coaches				Female Assistant Coaches				Total Assistant Coaches
	Full-Time Coaching Duties	Part-Time Coaching Duties	Full-Time University Employee	Part-Time University Employee or Volunteer	Full-Time Coaching Duties	Part-Time Coaching Duties	Full-Time University Employee	Part-Time University Employee or Volunteer	
Basketball	<input type="text"/>	<input type="text"/>	<input type="text"/>	<input type="text"/>	<input type="text"/>	2	1	<input type="text" value="1"/>	
Cross Country	<input type="text"/>	<input type="text"/>	<input type="text"/>	<input type="text"/>	<input type="text"/>	<input type="text"/>	<input type="text"/>	<input type="text"/>	
Field Hockey	<input type="text"/>	<input type="text"/>	<input type="text"/>	<input type="text"/>	<input type="text"/>	<input type="text"/>	<input type="text"/>	<input type="text"/>	
Lacrosse	<input type="text"/>	<input type="text"/>	<input type="text"/>	<input type="text"/>	<input type="text"/>	1	<input type="text"/>	<input type="text" value="1"/>	
Soccer	<input type="text"/>	<input type="text"/>	<input type="text"/>	<input type="text"/>	<input type="text"/>	1	<input type="text"/>	<input type="text" value="1"/>	
Softball	<input type="text"/>	<input type="text"/>	<input type="text"/>	<input type="text"/>	<input type="text"/>	2	<input type="text"/>	<input type="text" value="2"/>	
Volleyball	<input type="text"/>	<input type="text"/>	<input type="text"/>	<input type="text"/>	<input type="text"/>	1	<input type="text"/>	<input type="text" value="1"/>	
Coaching Position Totals	0	0	0	0	0	7	1	6	

CAVEAT

Institution: Framingham State College (165866)

User ID: E91658

Assistant Coaches' Salaries - Men's and Women's Teams

Assistant Coaches' Salaries

Enter salaries and bonuses only. Do not include benefits on this screen. Do not include volunteer assistant coaches in calculating average salary and average FTE.

	Men's Teams	Women's Teams
Average Annual Institutional Salary per Assistant Coach	<input type="text" value="2,085"/>	<input type="text" value="2,855"/>
Number of Assistant Coaches Included in Average	<input type="text" value="16"/>	<input type="text" value="7"/>
Number of Volunteer Assistant Coaches not Included in the Average	<input type="text" value="0"/>	<input type="text" value="0"/>
Average Annual Institutional Salary per Full-time equivalent (FTE)	11,583	15,861
Number of Full-time equivalents (FTEs) Included in Average	<input type="text" value="2.88"/>	<input type="text" value="1.26"/>

CAVEAT

Institution: Framingham State College (165866)

User ID: E91658

Athletically Related Student Aid - Men's and Women's Teams

Athletically Related Student Aid

Athletically related student aid is any scholarship, grant, or other form of financial assistance, offered by an institution, the terms of which require the recipient to participate in a program of intercollegiate athletics at the institution. Other student aid, of which a student-athlete simply happens to be the recipient, is not athletically related student aid. If you do not have any aid to report, enter a 0.

	Men's Teams	Women's Teams	Total
Total	<input type="text" value="0"/>	<input type="text" value="0"/>	0
Ratio (percent)	0	0	100%

CAVEAT

Institution: Framingham State College (165866)

User ID: E91658

Recruiting Expenses - Men's and Women's Teams

Recruiting Expenses

Recruiting expenses are all expenses an institution incurs attributable to recruiting activities. This includes, but is not limited to, expenses for lodging, meals, telephone use, and transportation (including vehicles used for recruiting purposes) for both recruits and personnel engaged in recruiting, and other expenses for official and unofficial visits, and all other expenses related to recruiting. If you do not have any recruiting expenses to report, enter a 0.

	Men's Teams	Women's Teams	Total
Total	<input type="text" value="1,282"/>	<input type="text" value="2,581"/>	3,863

CAVEAT

Institution: Framingham State College (165866)

User ID: E91658


Operating Expenses (i.e., Game-Day Expenses) - Men's and Women's Teams by Team

Operating Expenses by Team

Operating expenses are all expenses an institution incurs attributable to home, away, and neutral-site intercollegiate athletic contests (commonly known as "game-day expenses"), for (A) Lodging, meals, transportation, uniforms, and equipment for coaches, team members, support staff (including, but not limited to team managers and trainers), and others; and (B) Officials.

Varsity Teams	Participants	Men's Teams		Participants	Women's Teams		Total Operating Expenses
		Operating Expenses per Participant	By Team		Operating Expenses per Participant	By Team	
Basketball	17	1,299	22,085	12	2,109	25,308	47,393
Football	60	1,109	66,562				66,562
Baseball	25	1,995	49,869				49,869
Cross Country	3	752	2,255	5	481	2,405	4,660
Field Hockey				21	1,141	23,969	23,969
Ice Hockey	29	2,031	58,899				58,899
Lacrosse				18	783	14,102	14,102
Soccer	27	1,180	31,869	19	928	17,632	49,501
Softball				17	2,158	36,682	36,682
Volleyball				12	1,337	16,047	16,047
Total Operating Expenses Men's and Women's Teams	161		231,539	104		136,145	367,684

CAVEAT



Institution: Framingham State College (165866)

User ID: E91658


Total Expenses - Men's and Women's Teams

Expenses by Team

Expenses are all expenses attributable to intercollegiate athletic activities. This includes appearance guarantees and options, athletically related student aid, contract services, equipment, fundraising activities, operating expenses, promotional activities, recruiting expenses, salaries and benefits, supplies, travel, and any other expenses attributable to intercollegiate athletic activities.

Varsity Teams	Men's Teams	Women's Teams	Total
Basketball	41,692	59,276	100,968
Football	169,913		169,913
Baseball	61,041		61,041
Cross Country	5,278	5,428	10,706
Field Hockey		42,395	42,395
Ice Hockey	74,734		74,734
Lacrosse		23,229	23,229
Soccer	43,272	35,409	78,681
Softball		49,206	49,206
Volleyball		29,956	29,956
Total Expenses of all Sports, Except Football and Basketball, Combined	184,325	185,623	369,948
Total Expenses Men's and Women's Teams	395,930	244,899	640,829
Not Allocated by Gender/Sport			220,080
Grand Total Expenses			860,909

CAVEAT



Institution: Framingham State College (165866)

User ID: E91658


Total Revenues - Men's and Women's Teams

Revenues by Team

Revenues are all revenues attributable to intercollegiate athletic activities. This includes revenues from appearance guarantees and options, an athletic conference, tournament or bowl games, concessions, contributions from alumni and others, institutional support, program advertising and sales, radio and television, royalties, signage and other sponsorships, sport camps, state or other government support, student activity fees, ticket and luxury box sales, and any other revenues attributable to intercollegiate athletic activities.

Varsity Teams	Men's Teams	Women's Teams	Total
Basketball	44,988	36,990	81,978
Football	98,531		98,531
Baseball	50,082		50,082
Cross Country	5,365	7,779	13,144
Field Hockey		29,525	29,525
Ice Hockey	74,298		74,298
Lacrosse		26,472	26,472
Soccer	28,352	30,415	58,767
Softball		7,668	7,668
Volleyball		37,102	37,102
Total Revenues of all Sports, Except Football and Basketball, Combined	158,097	138,961	297,058
Total Revenues Men's and Women's Teams	301,616	175,951	477,567
Not Allocated by Gender/Sport			383,342
Grand Total for all Teams (includes by team and not allocated by gender/sport)			860,909

CAVEAT



Institution: Framingham State College (165866)

User ID: E91658

Summary - Men's and Women's Teams

Revenues and Expenses Summary

	Men's Teams	Women's Teams	Total	
1	Total of Head Coaches' Salaries	49,986	70,420	120,406
2	Total of Assistant Coaches' Salaries	33,360	19,985	53,345
3	Total Salaries (Lines 1+2)	83,346	90,405	173,751
4	Athletically Related Student Aid	0	0	0
5	Recruiting Expenses	1,282	2,581	3,863
6	Operating Expenses	231,539	136,145	367,684
7	Summary of Subset Expenses (Lines 3+4+5+6)	316,167	229,131	545,298
8	Total Expenses	395,930	244,899	640,829
9	Total Expenses Minus Subset Expenses (Line 8 – Line 7)	79,763	15,768	95,531
10	Not Allocated Expenses			220,080
11	Grand Total Expenses (Lines 8+10)			860,909
12	Total Revenues	301,616	175,951	477,567
13	Not Allocated Revenues			383,342
14	Grand Total Revenues (Lines 12+13)			860,909
15	Total Revenues Minus Expenses (Line 12- Line 8)	-94,314	-68,948	-163,262
16	Grand Total Revenues Minus Grand Total Expenses (Line 14- Line 11)			0

Please review this screen carefully. **The amount of Grand Total Revenues must be equal to or greater than the amount of Grand Total Expenses** before you can lock your survey data. If it is not, you must go back and correct the amounts you entered on the Total Revenues and/or Total Expenses screen(s).

Remember that your **Total Revenues** and **Total Expenses** screens must include amounts you entered on some of the other screens. That is:

- The amount you entered on the Athletically Related Student Aid screen must be included with all of your other revenues (budget, ticket sales, etc.) on the **Total Revenues** screen. For detailed information on what to include in Total Revenues, click on 'Click here for screen instructions' on the Total Revenues screen.
- The amount you entered on the Operating Expenses, Recruiting Expenses, and Athletically Related Student Aid screens must be included with all of your other expenses (salaries and benefits, equipment, etc.) on the **Total Expenses** screen. For detailed information about what to include in Total Expenses, click on 'Click here for screen instructions' on the Total Expenses screen.

To return to the data entry screens to make corrections, click on the link in the menu on the left of this screen.

To proceed to the Supplemental Information screen, click on that link in the menu or click on the 'Next' button on the bottom of this screen.


Institution: Framingham State College (165866)

User ID: E91658

Supplemental Information

Supplemental Information

This screen is optional. You may use it to provide additional information to help the reader better understand the data you have provided in this survey, or to help a prospective student-athlete make an informed choice of an athletic program. If you do not want to enter any supplemental information, please leave this screen blank.



A large, empty text input area with a scroll bar on the right side. The input area is rectangular and contains no text. The scroll bar is located on the right edge of the input area.

[Print Form\(s\)](#)

[Return](#)