

Framingham State University



Academic Advising Survey Report 2022-23

(Appendix H)

Accounting, Economics, and Finance

Total Respondents: 20

Office of Institutional Assessment

Mark Nicholas, Ph.D.

Jena Shepard, B.S., Assistant Director

Hope Singas, B.A., Administrative Assistant

July 2023

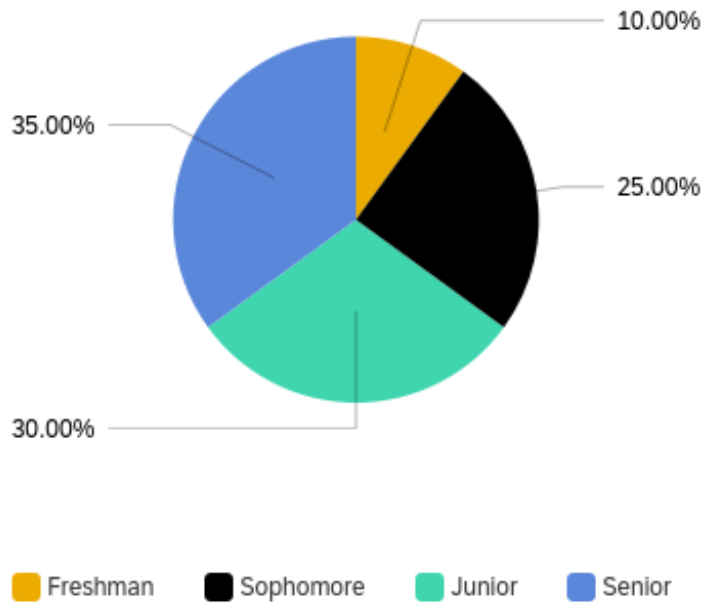
Table of Contents

Class of Respondents	3
Major of Undergraduate Respondents	3
Question 3: How many advising sessions, including telephone and e-mail contacts, have you had with your advisor during this academic year?	4
Question 4: How much time did you spend in those sessions on average?.....	5
Question 5 (a): Have you been able to visit your advisor when you need to?.....	6
Question 5 (b): Have you been able to spend as much time with your advisor as needed?	7
Question 6: Please describe your experience with your present advisor.	8
Question 7: Did your advisor place final responsibility on you for decision making?.....	9
Question 8: How would you rate your overall advising experience with your present advisor?.....	10
Question 9: Rank the three most important purposes for utilizing your advisor.....	11
Question 10: Additional comments or suggestions about academic advising	Error! Bookmark not defined.
Question 23: Please indicate your level of agreement with the items below based on your experience:	12

Survey Response Report

The following is a detailed analysis of the survey response data.

Class of Respondents

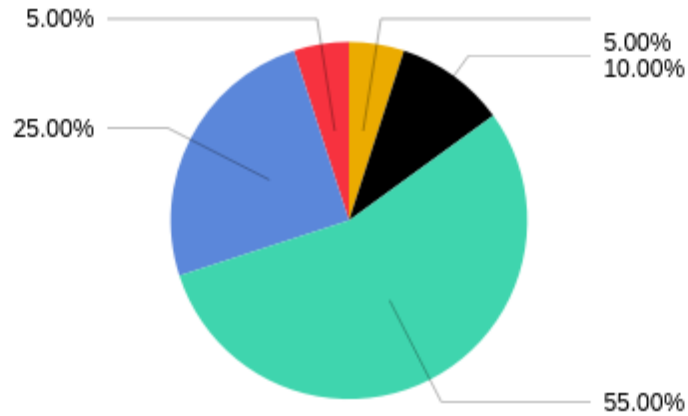


Answer	Response Percent	Response Count
Senior	35.00%	7
Junior	30.00%	6
Freshman	25.00%	5
Sophomore	10.00%	2
Graduate	0.00%	0
Total	100%	20

Major of Undergraduate Respondents

Answer	Response Percent	Response Count
Finance	50.00%	10
Accounting	45.00%	9
Economics	5.00%	1
Total	100%	20

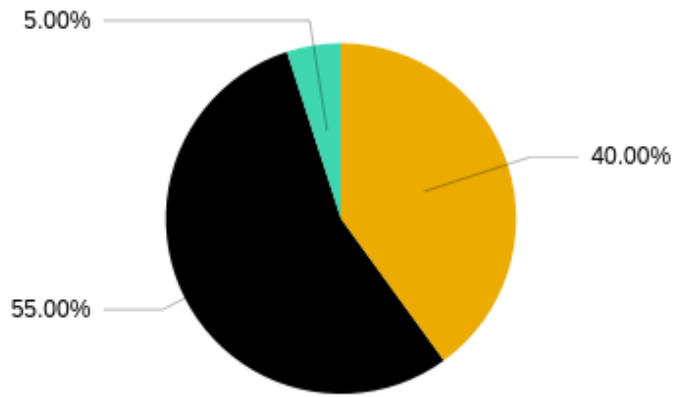
Question 3: How many advising sessions, including telephone and e-mail contacts, have you had with your advisor during this academic year?



■ None
 ■ One
 ■ Two
 ■ Three to Five
 ■ Six to Ten
 ■ More than Ten

Answer	Response Percent	Response Count
None	5.00%	1
One	10.00%	2
Two	55.00%	11
Three to Five	25.00%	5
Six to Ten	5.00%	1
More than Ten	0.00%	0
Total	100%	20

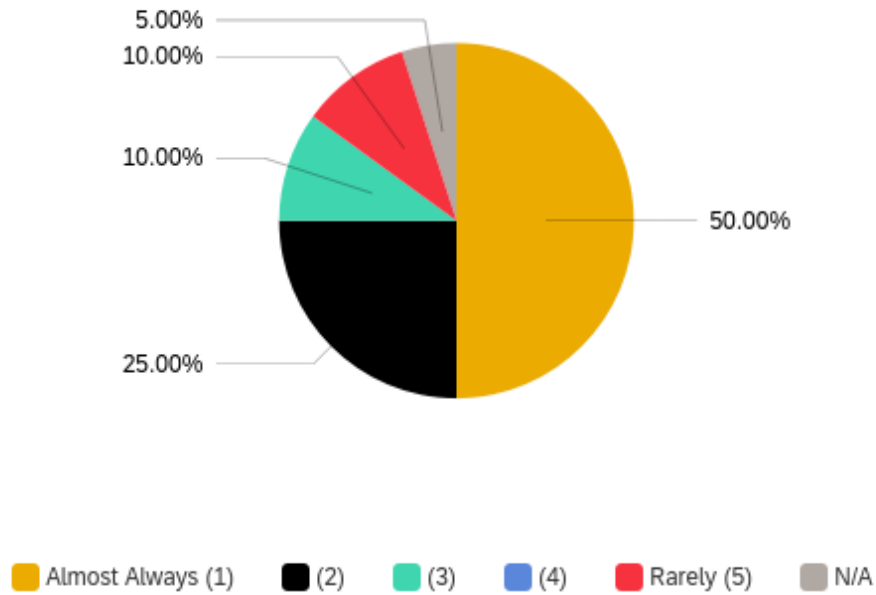
Question 4: How much time did you spend in those sessions on average?



■ Less than 15 minutes
 ■ 15 to 30 minutes
 ■ 31 minutes to 1 hour
 ■ More than 1 hour

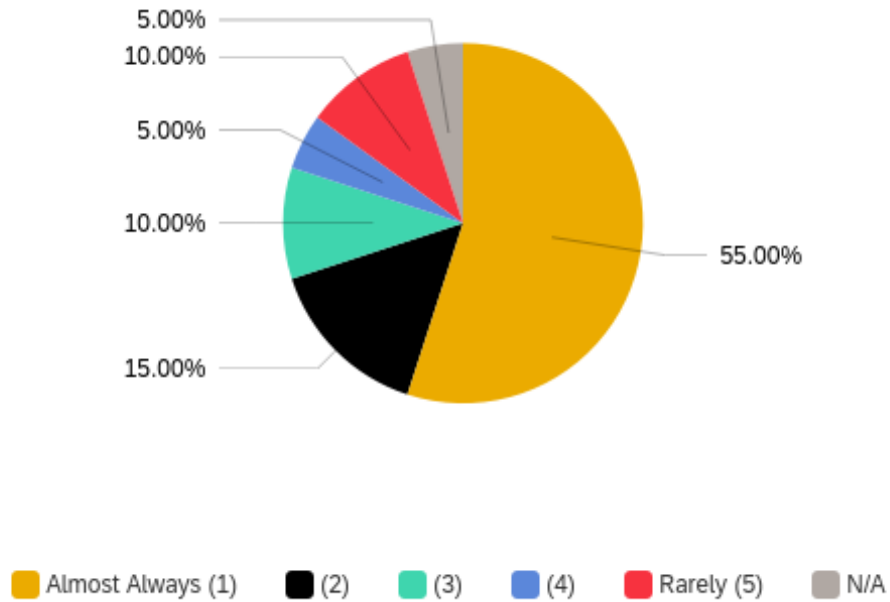
Answer	Response Percent	Response Count
Less than 15 minutes	40.00%	8
15 to 30 minutes	55.00%	11
31 minutes to 1 hour	5.00%	1
More than 1 hour	0.00%	0
Total	100%	20

Question 5 (a): Have you been able to visit your advisor when you need to?



Question	Almost Always (1)	(2)	(3)	(4)	Rarely (5)	N/A	Total
I have been able to visit my advisor when I needed to.	50.00% 10	25.00% 5	10.00% 2	0.00% 0	10.00% 2	5.00% 1	100% 20

Question 5 (b): Have you been able to spend as much time with your advisor as needed?

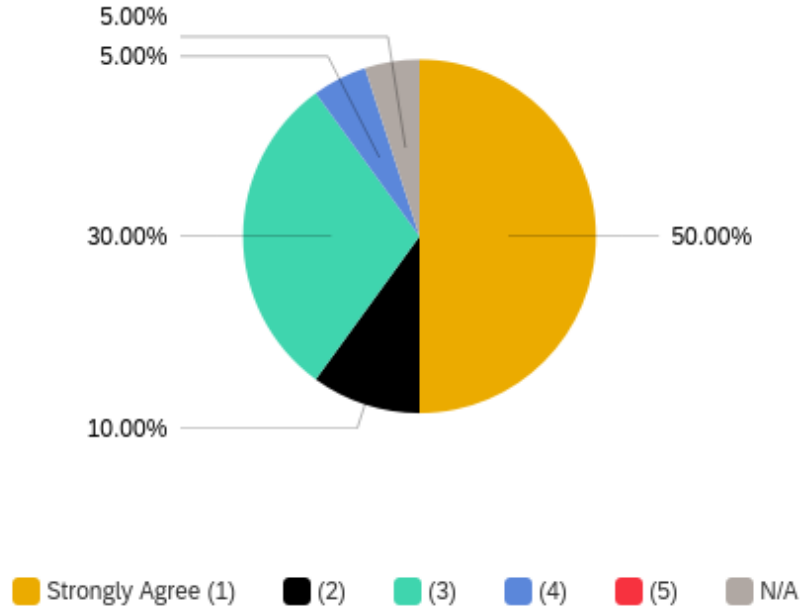


Question	Almost Always (1)	(2)	(3)	(4)	Rarely (5)	N/A	Total
I was able to spend as much time with my advisor as needed.	55.00% 11	15.00% 3	10.00% 2	5.00% 1	10.00% 2	5.00% 1	100% 20

Question 6: Please describe your experience with your present advisor.

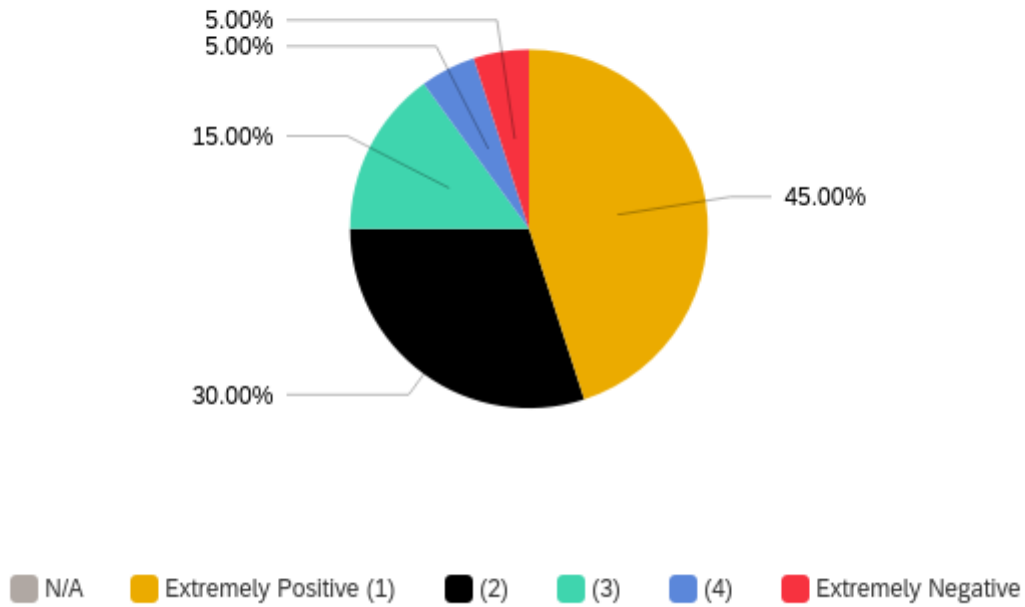
Question	Very Much (1)	(2)	(3)	(4)	Not at All (5)	N/A	Total
Information from my advisor helped me select courses.	60.00% 12	15.00% 3	15.00% 3	5.00% 1	5.00% 1	0.00% 0	100% 20
My advisor's information about programs helped me clarify my college plans.	50.00% 10	20.00% 4	10.00% 2	0.00% 0	15.00% 3	5.00% 1	100% 20
My advisor's information about career opportunities helped me clarify my career goals.	30.00% 6	25.00% 5	15.00% 3	5.00% 1	20.00% 4	5.00% 1	100% 20
Information from my advisor clarified or simplified college requirements or procedures (e.g., degree requirements, drop/add, registration, etc.)	55.00% 11	20.00% 4	10.00% 2	0.00% 0	15.00% 3	0.00% 0	100% 20
I obtained helpful information from my advisor about resources and services on campus (e.g., student services, counseling, financial aid, etc.)	35.00% 7	20.00% 4	15.00% 3	10.00% 2	15.00% 3	5.00% 1	100% 20

Question 7: Did your advisor place final responsibility on you for decision making?



Question	Strongly Agree (1)	(2)	(3)	(4)	Strongly Disagree (5)	N/A	Total
As appropriate, my advisor places final responsibility for making decisions on me.	50.00% 10	10.00% 2	30.00% 6	5.00% 1	0.00% 0	5.00% 1	100% 20

Question 8: How would you rate your overall advising experience with your present advisor?



Question	Extremely Positive (1)	(2)	(3)	(4)	Extremely Negative (5)	N/A	Total
How would you rate your overall advising experience with your present advisor?	45.00% 9	30.00% 6	15.00% 3	5.00% 1	5.00% 1	0.00% 0	100% 20

Question 9: Rank the three most important purposes for utilizing your advisor.

Question	1	2	3	Total
Selecting courses for your schedule (1st)	64.71% 11	29.41% 5	5.88% 1	100% 17
Career Planning (2nd)	50.00% 6	25.00% 3	25.00% 3	100% 12
Information about college requirements and/or procedures (3rd)	16.67% 2	33.33% 4	50.00% 6	100% 12
Discussing a course you are taking	33.33% 2	50.00% 3	16.67% 1	100% 6
Discussing your grades or academic performance	16.67% 1	50.00% 3	33.33% 2	100% 6
Information about college services or resources	20.00% 1	20.00% 1	60.00% 3	100% 5
Information about your skills, abilities, potential, etc.	0.00% 0	33.33% 1	66.67% 2	100% 3
Choosing a major	50.00% 1	50.00% 1	0.00% 0	100% 2
Personal concerns	0.00% 0	100.0% 2	0.00% 0	100% 2
Getting a signature	0.00% 0	50.00% 1	50.00% 1	100% 2
Other	0.00% 0	0.00% 0	0.00% 0	100% 0

Question 23: Please indicate your level of agreement with the items below based on your experience:

Question	Strongly Agree	Agree	Neutral	Disagree	Strongly Disagree	N/A	Total
I have been able to attend a group advising session	15.00% 3	5.00% 1	30.00% 6	15.00% 3	10.00% 2	25.00% 5	100% 20
I have been able to receive sufficient academic help from a group advising session.	20.00% 4	15.00% 3	10.00% 2	20.00% 4	10.00% 2	25.00% 5	100% 20
The department of business has provided advice, support and motivation that will ensure that I successfully complete my degree program	45.00% 9	30.00% 6	5.00% 1	20.00% 4	0.00% 0	0.00% 0	100% 20