



Framingham State University

Academic Advising Survey Report 2022-23

(Appendix H)

English

Total Respondents: 19

Office of Institutional Assessment

Mark Nicholas, Ph.D.

Jena Shepard, B.S., Assistant Director

Hope Singas, B.A., Administrative Assistant

July 2023

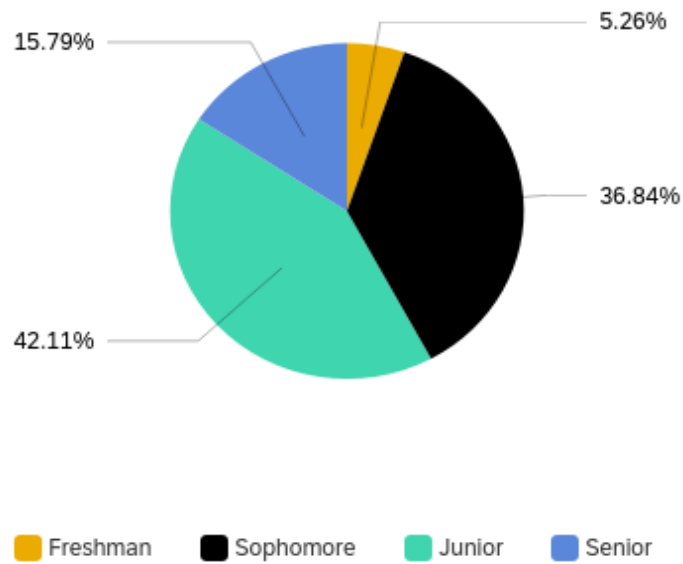
Table of Contents

Class of Respondents	3
Major of Undergraduate Respondents.....	3
Question 3: How many advising sessions, including telephone and e-mail contacts, have you had with your advisor during this academic year?	4
Question 4: How much time did you spend in those sessions on average?	5
Question 5 (a): Have you been able to visit your advisor when you need to?	6
Question 5 (b): Have you been able to spend as much time with your advisor as needed?	7
Question 6: Please describe your experience with your present advisor.	8
Question 7: Did your advisor place final responsibility on you for decision making?.....	9
Question 8: How would you rate your overall advising experience with your present advisor?	10
Question 9: Rank the three most important purposes for utilizing your advisor.	11

Survey Response Report

The following is a detailed analysis of the survey response data.

Class of Respondents

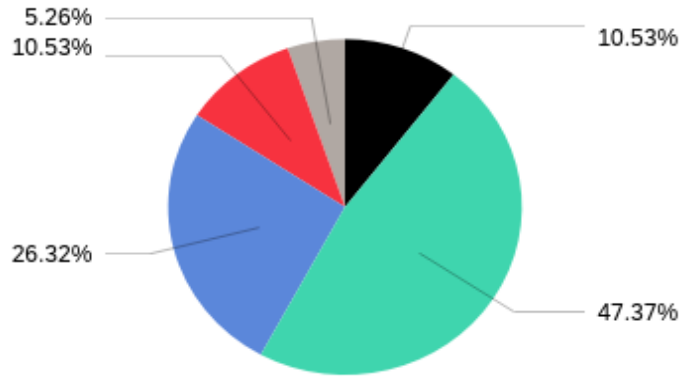


Answer	Response Percent	Response Count
Junior	42.11%	8
Sophomore	36.84%	7
Senior	15.79%	3
Freshman	5.26%	1
Graduate	0.00%	0
Total	100%	19

Major of Undergraduate Respondents

Answer	Response Percent	Response Count
English	100.00%	19
Total	100%	19

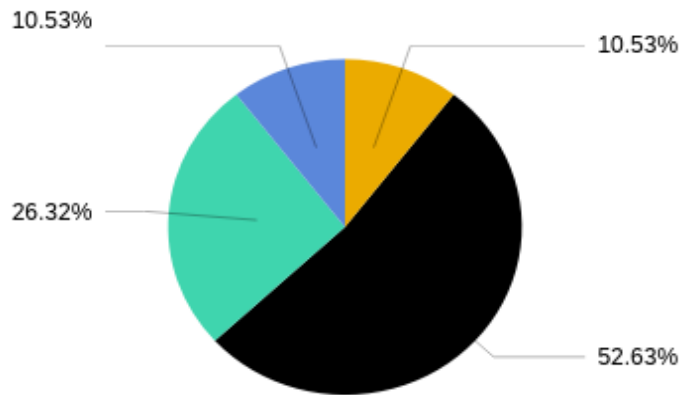
Question 3: How many advising sessions, including telephone and e-mail contacts, have you had with your advisor during this academic year?



■ None
 ■ One
 ■ Two
 ■ Three to Five
 ■ Six to Ten
 ■ More than Ten

Answer	Response Percent	Response Count
None	0.00%	0
One	10.53%	2
Two	47.37%	9
Three to Five	26.32%	5
Six to Ten	10.53%	2
More than Ten	5.26%	1
Total	100%	19

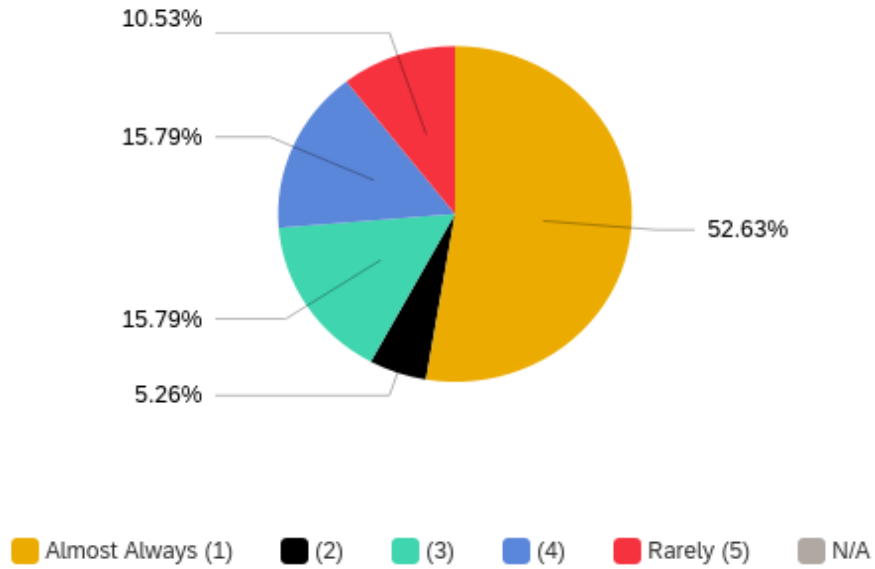
Question 4: How much time did you spend in those sessions on average?



■ Less than 15 minutes
 ■ 15 to 30 minutes
 ■ 31 minutes to 1 hour
 ■ More than 1 hour

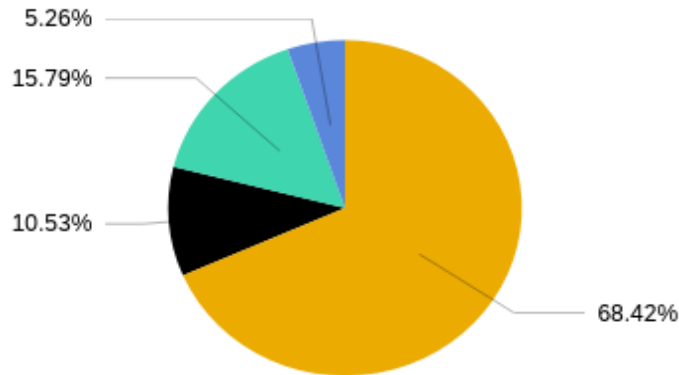
Answer	Response Percent	Response Count
Less than 15 minutes	10.53%	2
15 to 30 minutes	52.63%	10
31 minutes to 1 hour	26.32%	5
More than 1 hour	10.54%	2
Total	100%	19

Question 5 (a): Have you been able to visit your advisor when you need to?



Question	Almost Always (1)	(2)	(3)	(4)	Rarely (5)	N/A	Total
I have been able to visit my advisor when I needed to.	52.63% 10	5.26% 1	15.79% 3	15.79% 3	10.53% 2	0.00% 0	100% 19

Question 5 (b): Have you been able to spend as much time with your advisor as needed?



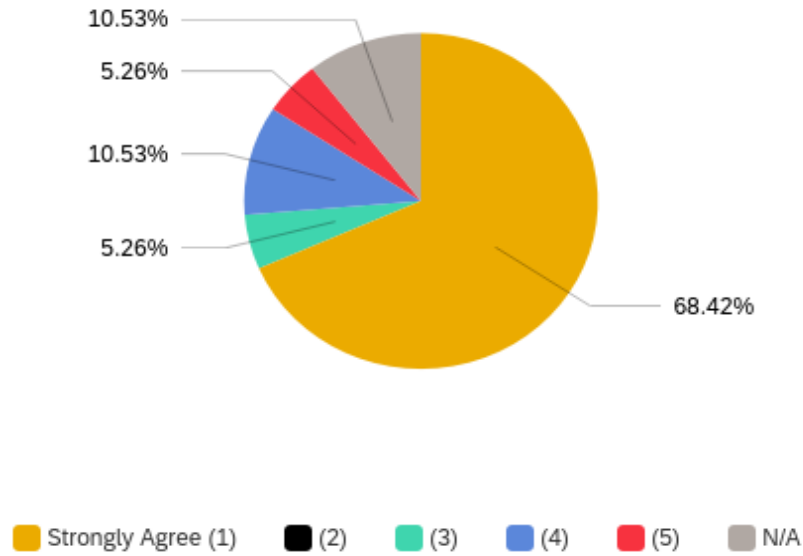
■ Almost Always (1)
 ■ (2)
 ■ (3)
 ■ (4)
 ■ Rarely (5)
 ■ N/A

Question	Almost Always (1)	(2)	(3)	(4)	Rarely (5)	N/A	Total
I was able to spend as much time with my advisor as needed.	68.42% 13	10.53% 2	15.79% 3	5.26% 1	0.00% 0	0.00% 0	100% 19

Question 6: Please describe your experience with your present advisor.

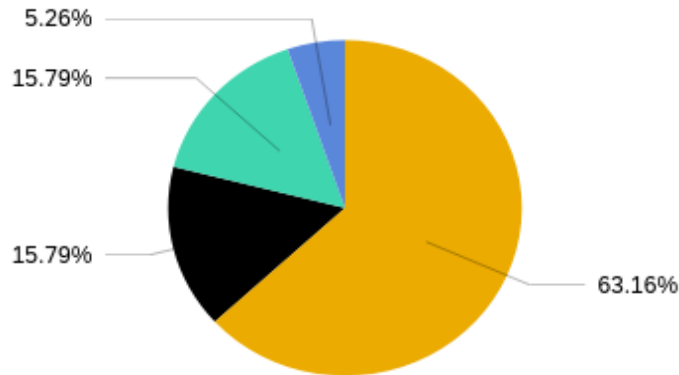
Question	Very Much (1)	(2)	(3)	(4)	Not at All (5)	N/A	Total
Information from my advisor helped me select courses.	73.68% 14	15.79% 3	5.26% 1	0.00% 0	5.26% 1	0.00% 0	100% 19
My advisor's information about programs helped me clarify my college plans.	63.16% 12	21.05% 4	10.53% 2	5.26% 1	0.00% 0	0.00% 0	100% 19
My advisor's information about career opportunities helped me clarify my career goals.	68.42% 13	15.79% 3	0.00% 0	5.26% 1	10.53% 2	0.00% 0	100% 19
Information from my advisor clarified or simplified college requirements or procedures (e.g., degree requirements, drop/add, registration, etc.)	78.95% 15	10.53% 2	0.00% 0	5.26% 1	5.26% 1	0.00% 0	100% 19
I obtained helpful information from my advisor about resources and services on campus (e.g., student services, counseling, financial aid, etc.)	47.37% 9	31.58% 6	5.26% 1	10.53% 2	5.26% 1	0.00% 0	100% 19

Question 7: Did your advisor place final responsibility on you for decision making?



Question	Strongly Agree (1)	(2)	(3)	(4)	Strongly Disagree (5)	N/A	Total
As appropriate, my advisor places final responsibility for making decisions on me.	68.42% 13	0.00% 0	5.26% 1	10.53% 2	5.26% 1	10.53% 2	100% 19

Question 8: How would you rate your overall advising experience with your present advisor?



N/A
 Extremely Positive (1)
 (2)
 (3)
 (4)
 Extremely Negative

Question	Extremely Positive (1)	(2)	(3)	(4)	Extremely Negative (5)	N/A	Total
How would you rate your overall advising experience with your present advisor?	63.16% 12	15.79% 3	15.79% 3	5.26% 1	0.00% 0	0.00% 0	100% 19

Question 9: Rank the three most important purposes for utilizing your advisor.

Question	1	2	3	Total
Career Planning (1st)	28.57% 4	42.86% 6	28.57% 4	100% 14
Selecting courses for your schedule (2nd)	78.57% 11	7.14% 1	14.29% 2	100% 14
Information about college requirements and/or procedures (3rd)	66.67% 4	16.67% 1	66.67% 4	100% 6
Discussing a course you are taking	33.33% 2	66.67% 4	0.00% 0	100% 6
Information about your skills, abilities, potential, etc.	33.3% 2	0.00% 0	66.67% 4	100% 6
Discussing your grades or academic performance	50.00% 2	50.00% 2	0.00% 0	100% 4
Choosing a major	100% 3	0.00% 0	0.00% 0	100% 3
Getting a signature	25.00% 1	75.00% 3	0.00% 0	100% 4
Personal concerns	0.00% 0	66.67% 0	33.33% 2	100% 2
Information about college Services or resources	100% 2	0.00% 0	0.00% 0	100% 2
Other	0.00% 0	0.00% 0	0.00% 0	100% 0