



Framingham State University

Academic Advising Survey Report 2022-23

(Appendix H)

Fashion Design and Retailing

Total Respondents: 13

Office of Institutional Assessment

Mark Nicholas, Ph.D.

Jena Shepard, B.S., Assistant Director

Hope Singas, B.A., Administrative Assistant

July 2023

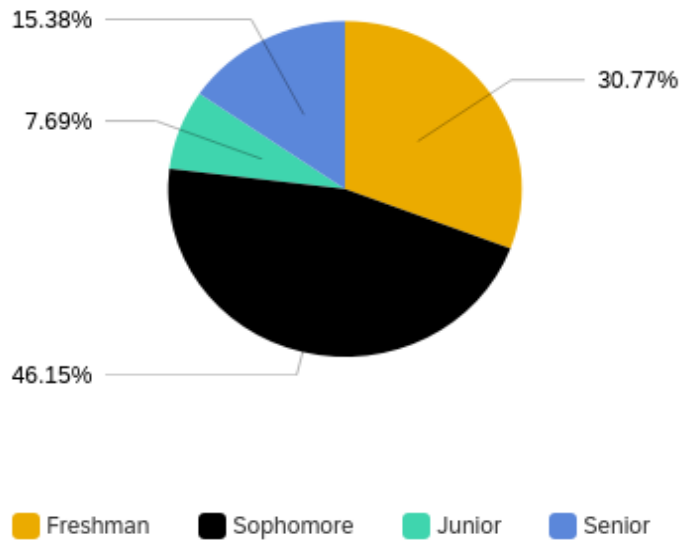
Table of Contents

Class of Respondents	3
Major of Undergraduate Respondents.....	3
Question 3: How many advising sessions, including telephone and e-mail contacts, have you had with your advisor during this academic year?	4
Question 4: How much time did you spend in those sessions on average?	5
Question 5 (a): Have you been able to visit your advisor when you need to?	6
Question 5 (b): Have you been able to spend as much time with your advisor as needed?	7
Question 6: Please describe your experience with your present advisor.	8
Question 7: Did your advisor place final responsibility on you for decision making?.....	9
Question 8: How would you rate your overall advising experience with your present advisor?	10
Question 9: Rank the three most important purposes for utilizing your advisor.	11

Survey Response Report

The following is a detailed analysis of the survey response data.

Class of Respondents

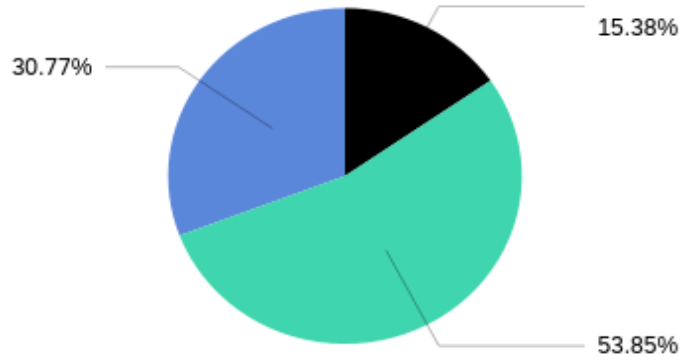


Answer	Response Percent	Response Count
Sophomore	46.15%	6
Freshman	30.77%	4
Senior	15.38%	2
Junior	7.69%	1
Graduate	0.00%	0
Total	100%	13

Major of Undergraduate Respondents

Answer	Response Percent	Response Count
Fashion Design and Retailing	100.00%	13
Total	100%	13

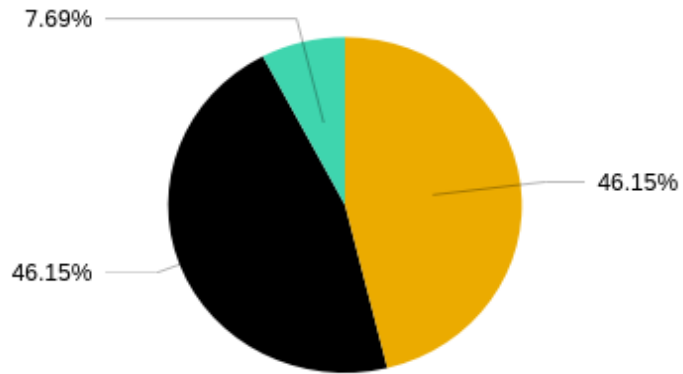
Question 3: How many advising sessions, including telephone and e-mail contacts, have you had with your advisor during this academic year?



■ None
 ■ One
 ■ Two
 ■ Three to Five
 ■ Six to Ten
 ■ More than Ten

Answer	Response Percent	Response Count
None	0.00%	0
One	15.38%	2
Two	53.85%	7
Three to Five	30.77%	4
Six to Ten	0.00%	0
More than Ten	0.00%	0
Total	100%	13

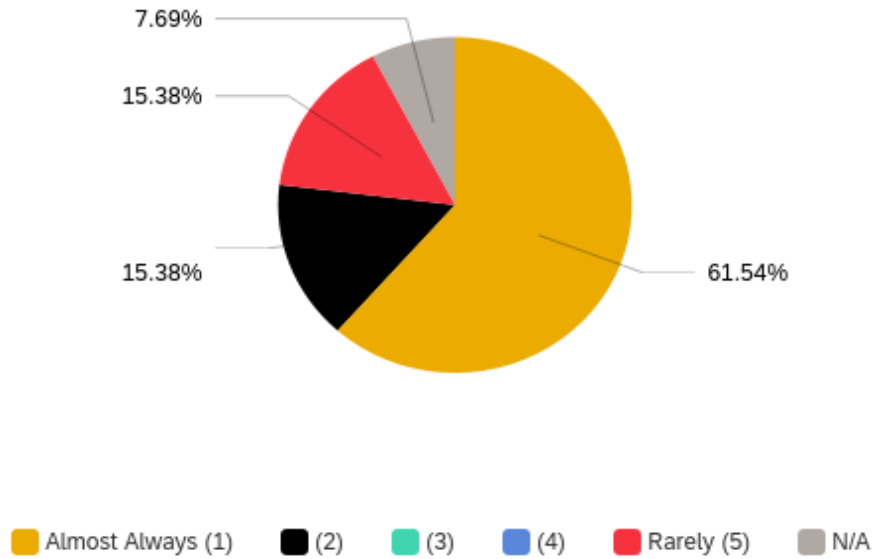
Question 4: How much time did you spend in those sessions on average?



■ Less than 15 minutes
 ■ 15 to 30 minutes
 ■ 31 minutes to 1 hour
 ■ More than 1 hour

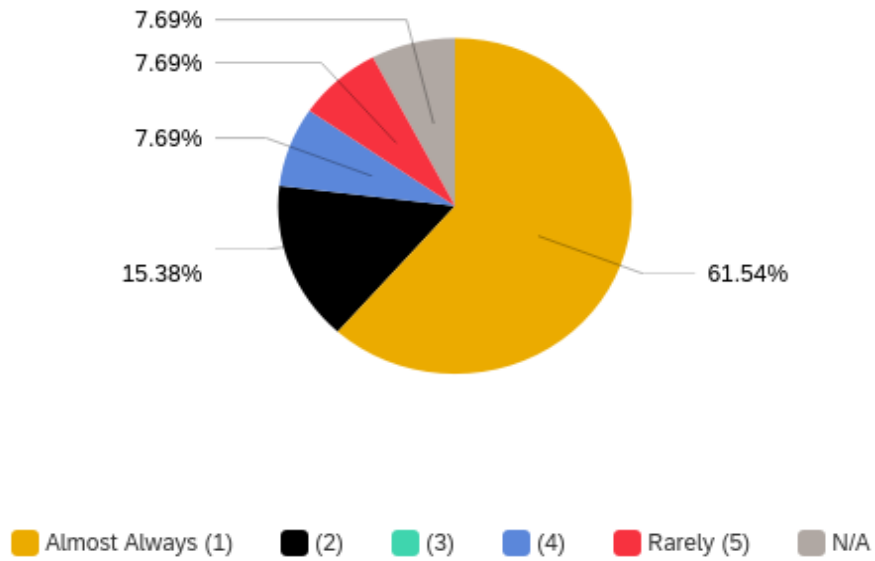
Answer	Response Percent	Response Count
Less than 15 minutes	46.15%	6
15 to 30 minutes	46.15%	6
31 minutes to 1 hour	7.69%	1
More than 1 hour	0.00%	0
Total	100%	13

Question 5 (a): Have you been able to visit your advisor when you need to?



Question	Almost Always (1)	(2)	(3)	(4)	Rarely (5)	N/A	Total
I have been able to visit my advisor when I needed to.	61.54% 8	15.38% 2	0.00% 0	0.00% 0	15.38% 2	7.69% 1	100% 13

Question 5 (b): Have you been able to spend as much time with your advisor as needed?

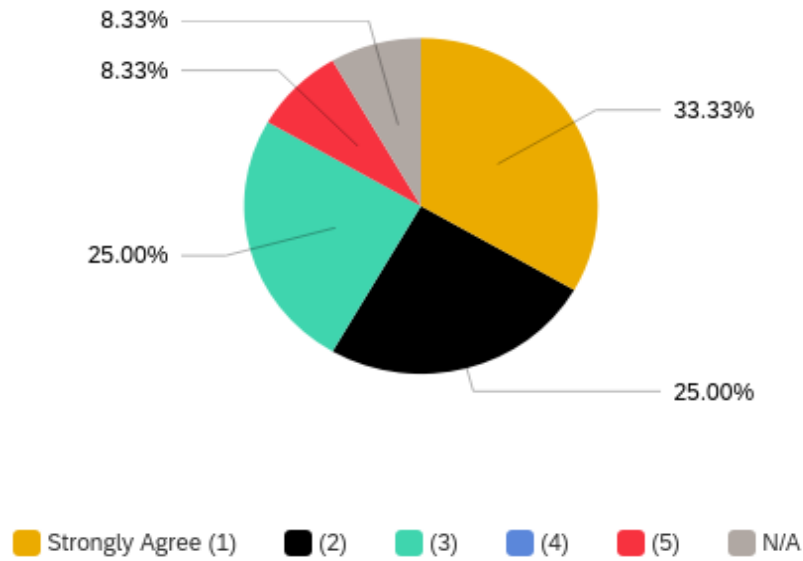


Question	Almost Always (1)	(2)	(3)	(4)	Rarely (5)	N/A	Total
I was able to spend as much time with my advisor as needed.	61.54% 8	15.38% 2	0.00% 0	7.69% 1	7.69% 1	7.69% 1	100% 13

Question 6: Please describe your experience with your present advisor.

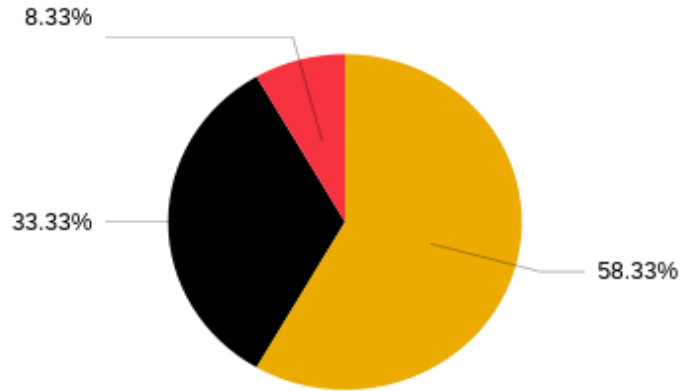
Question	Very Much (1)	(2)	(3)	(4)	Not at All (5)	N/A	Total
Information from my advisor helped me select courses.	50.00% 6	16.67% 2	16.67% 2	16.67% 2	0.00% 0	0.00% 0	100% 12
My advisor's information about programs helped me clarify my college plans.	16.67% 2	50.00% 6	16.67% 2	8.33% 1	0.00% 0	8.33% 0	100% 12
My advisor's information about career opportunities helped me clarify my career goals.	8.33% 1	16.67% 2	50.00% 6	0.00% 0	8.33% 1	16.67% 2	100% 12
Information from my advisor clarified or simplified college requirements or procedures (e.g., degree requirements, drop/add, registration, etc.)	41.67% 5	25.00% 3	16.67% 2	8.33% 1	0.00% 1	8.33% 1	100% 12
I obtained helpful information from my advisor about resources and services on campus (e.g., student services, counseling, financial aid, etc.)	41.67% 5	16.67% 2	0.00% 0	8.33% 1	8.33% 1	25.00% 3	100% 12

Question 7: Did your advisor place final responsibility on you for decision making?



Question	Strongly Agree (1)	(2)	(3)	(4)	Strongly Disagree (5)	N/A	Total
As appropriate, my advisor places final responsibility for making decisions on me.	33.33% 4	25.00% 3	25.00% 2	0.00% 0	8.33% 1	8.33% 1	100% 12

Question 8: How would you rate your overall advising experience with your present advisor?



N/A
 Extremely Positive (1)
 (2)
 (3)
 (4)
 Extremely Negative

Question	Extremely Positive (1)	(2)	(3)	(4)	Extremely Negative (5)	N/A	Total
How would you rate your overall advising experience with your present advisor?	58.33% 7	33.33% 4	0.00% 0	0.00% 0	8.33% 1	0.00% 0	100% 12

Question 9: Rank the three most important purposes for utilizing your advisor.

Question	1	2	3	Total
Selecting courses for your schedule (1st)	55.56% 5	33.33% 3	11.11% 1	100% 9
Career Planning (2nd)	57.14% 4	0.00% 0	42.86% 3	100% 7
Discussing a course you are taking (3rd)	50.00% 3	16.67% 1	33.33% 2	100% 6
Information about college requirements and/or procedures	20.00% 1	80.00% 4	0.00% 0	100% 5
Information about your skills, abilities, potential, etc.	66.67% 2	33.33% 1	0.00% 0	100% 3
Discussing your grades or academic performance	33.33% 1	0.00% 0	66.67% 2	100% 3
Personal concerns	0.00% 0	66.67% 2	33.33% 1	100% 3
Information about college services or resources	0.00% 0	100% 2	0% 0	100% 2
Choosing a major	0.00% 0	0.00% 0	100% 2	100% 2
Getting a signature	50.00% 1	0.00% 0	50.00% 1	100% 2
Other	0.00% 0	0.00% 0	0.00% 0	100% 0