

# Framingham State University



## Academic Advising Survey Report 2022-23

(Appendix H)

**Environment, Society & Sustainability**

**Total Respondents: 15**

**Office of Institutional Assessment**

Mark Nicholas, Ph.D.

Jena Shepard, B.S., Assistant Director

Hope Singas, B.A., Administrative Assistant

July 2023

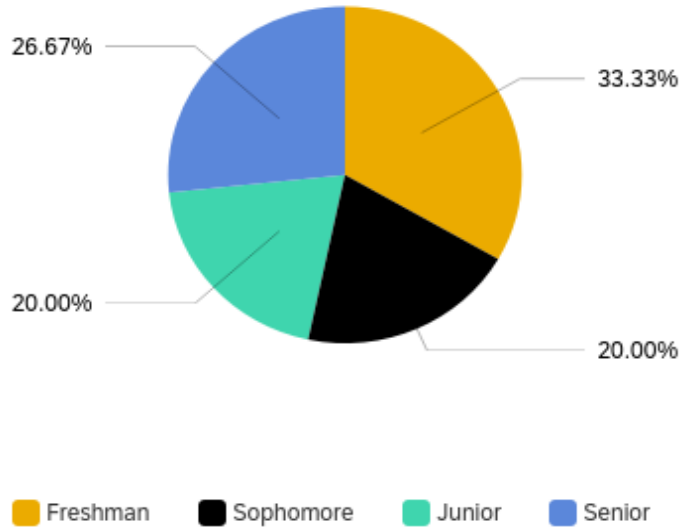
## Table of Contents

Class of Respondents .....	3
Major of Undergraduate Respondents .....	3
Question 3: How many advising sessions, including telephone and e-mail contacts, have you had with your advisor during this academic year? .....	4
Question 4: How much time did you spend in those sessions on average?.....	5
Question 5 (a): Have you been able to visit your advisor when you need to?.....	6
Question 5 (b): Have you been able to spend as much time with your advisor as needed? .....	7
Question 6: Please describe your experience with your present advisor. ....	8
Question 7: Did your advisor place final responsibility on you for decision making?.....	9
Question 8: How would you rate your overall advising experience with your present advisor?.....	10
Question 9: Rank the three most important purposes for utilizing your advisor.....	11

## Survey Response Report

The following is a detailed analysis of the survey response data.

### Class of Respondents

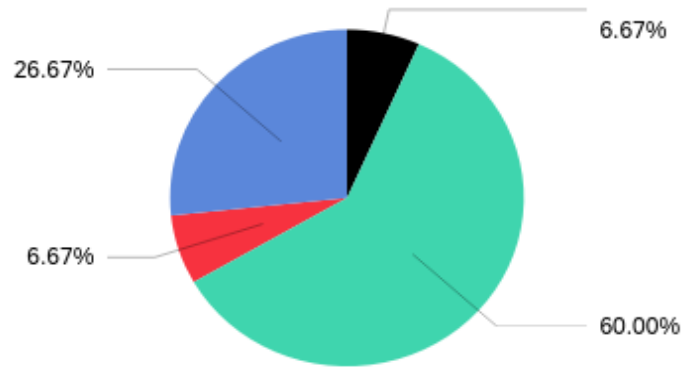


Answer	Response Percent	Response Count
Freshman	33.33%	5
Senior	26.67%	4
Junior	20.00%	3
Sophomore	20.00%	3
<b>Total</b>	<b>100%</b>	<b>15</b>

### Major of Undergraduate Respondents

Answer	Response Percent	Response Count
Environmental Science and Policy	46.67%	7
Environmental Studies and Sustainability	33.33%	5
Pre-Engineering	20.00%	3
<b>Total</b>	<b>100%</b>	<b>15</b>

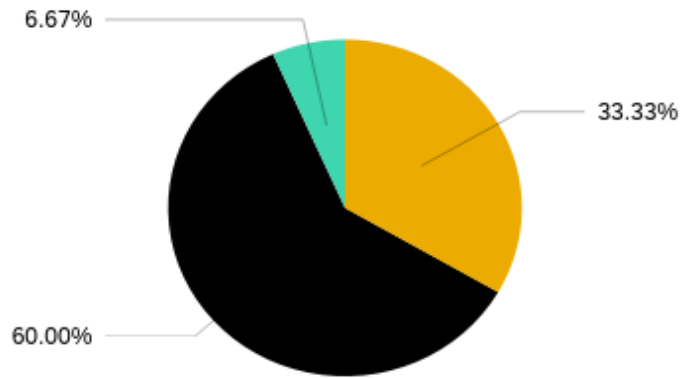
**Question 3: How many advising sessions, including telephone and e-mail contacts, have you had with your advisor during this academic year?**



One
  Two
  Six to Ten
  More than Ten
  Three to Five
  None

Answer	Response Percent	Response Count
None	0.00%	0
One	6.67%	1
Two	60.00%	9
Three to Five	26.67%	4
Six to Ten	6.67%	1
More than Ten	0.00%	0
<b>Total</b>	<b>100%</b>	<b>15</b>

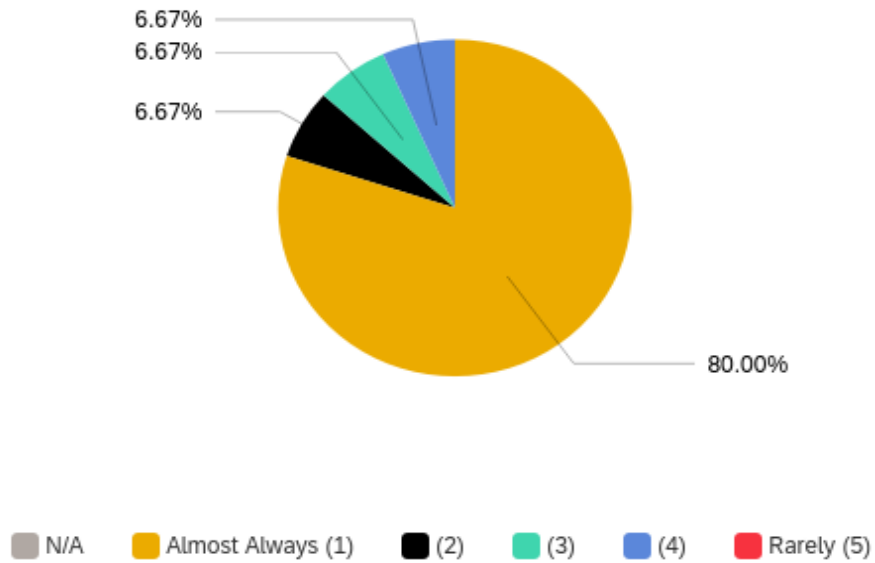
**Question 4: How much time did you spend in those sessions on average?**



■ Less than 15 minutes   
 ■ 15 to 30 minutes   
 ■ 31 minutes to 1 hour   
 ■ More than 1 hour

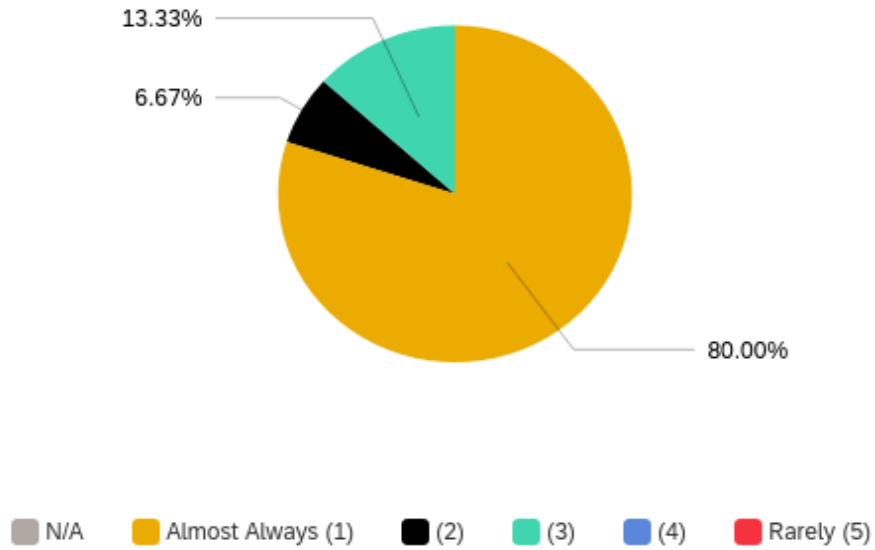
Answer	Response Percent	Response Count
15 to 30 minutes	60.00%	9
Less than 15 minutes	33.33%	5
31 minutes to 1 hour	6.67%	1
More than 1 hour	0.00%	0
<b>Total</b>	<b>100%</b>	<b>15</b>

**Question 5 (a): Have you been able to visit your advisor when you need to?**



Question	Almost Always (1)	(2)	(3)	(4)	Rarely (5)	N/A	Total
I have been able to visit my advisor when I needed to.	80.00% 12	6.67% 1	6.67% 1	6.67% 1	0.00% 0	0.00% 0	100% 15

**Question 5 (b): Have you been able to spend as much time with your advisor as needed?**



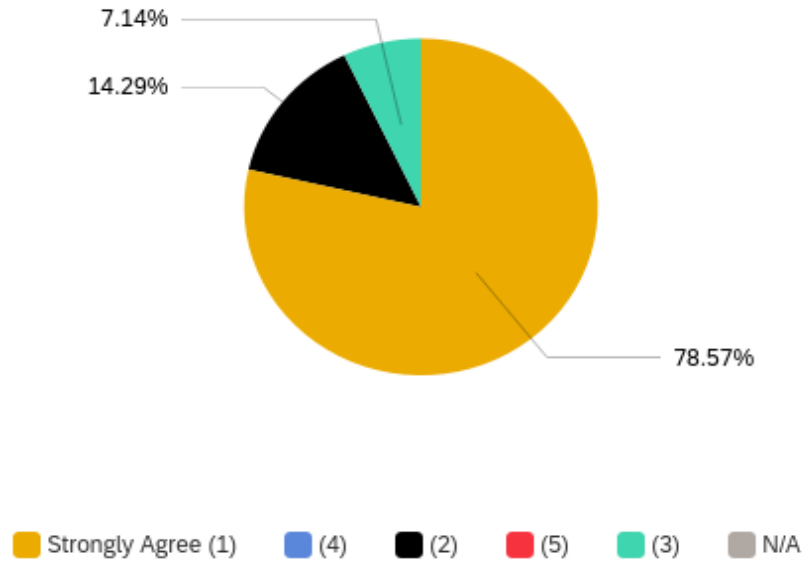
Question	Almost Always (1)	(2)	(3)	(4)	Rarely (5)	N/A	Total
I was able to spend as much time with my advisor as needed.	80.00% 12	6.67% 1	13.33% 2	0.00% 0	0.00% 0	0.00% 0	100% 15

**Question 6: Please describe your experience with your present advisor.**

<b>Question</b>	<b>Very Much (1)</b>	<b>(2)</b>	<b>(3)</b>	<b>(4)</b>	<b>Not at All (5)</b>	<b>N/A</b>	<b>Total</b>
Information from my advisor helped me select courses.	<b>57.14%</b> 8	<b>21.43%</b> 3	<b>0.00%</b> 0	<b>14.29%</b> 2	<b>7.14%</b> 1	<b>0.00%</b> 0	<b>100%</b> 14
My advisor's information about programs helped me clarify my college plans.	<b>42.86%</b> 6	<b>28.57%</b> 4	<b>14.29%</b> 2	<b>0.00%</b> 0	<b>14.29%</b> 2	<b>0.00%</b> 0	<b>100%</b> 14
My advisor's information about career opportunities helped me clarify my career goals.	<b>28.57%</b> 4	<b>21.43%</b> 3	<b>7.14%</b> 1	<b>14.29%</b> 2	<b>7.14%</b> 1	<b>21.43%</b> 3	<b>100%</b> 14
Information from my advisor clarified or simplified college requirements or procedures (e.g., degree requirements, drop/add, registration, etc.)	<b>57.14%</b> 8	<b>14.29%</b> 2	<b>14.29%</b> 2	<b>7.14%</b> 1	<b>7.14%</b> 1	<b>0.00%</b> 0	<b>100%</b> 4
I obtained helpful information from my advisor about resources and services on campus (e.g., student services, counseling, financial aid, etc.)	<b>35.71%</b> 5	<b>14.29%</b> 2	<b>21.43%</b> 3	<b>21.43%</b> 3	<b>0.00%</b> 0	<b>7.14%</b> 1	<b>100%</b> 14

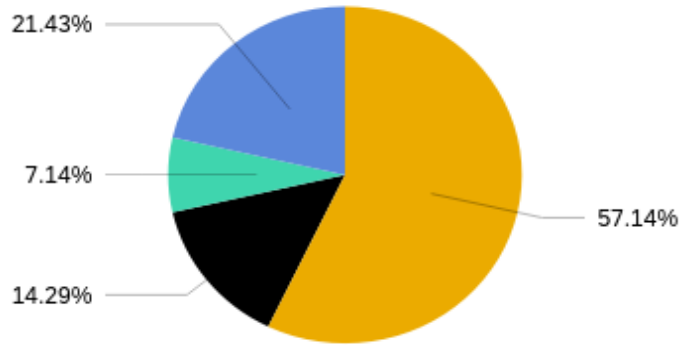


**Question 7: Did your advisor place final responsibility on you for decision making?**



Question	Strongly Agree (1)	(2)	(3)	(4)	Strongly Disagree (5)	N/A	Total
As appropriate, my advisor places final responsibility for making decisions on me.	<b>78.57%</b> 11	<b>14.29%</b> 2	<b>7.14%</b> 1	<b>0.00%</b> 0	<b>0.00%</b> 0	<b>0.00%</b> 0	<b>100%</b> 14

**Question 8: How would you rate your overall advising experience with your present advisor?**



N/A
  Extremely Positive (1)
  (2)
  (3)
  (4)
  Extremely Negative

Question	Extremely Positive (1)	(2)	(3)	(4)	Extremely Negative (5)	N/A	Total
How would you rate your overall advising experience with your present advisor?	57.14% 8	14.29% 2	7.14% 1	21.43% 3	0.00% 0	0.00% 0	100% 14

**Question 9: Rank the three most important purposes for utilizing your advisor.**

Question	1	2	3	Total
Selecting courses for your schedule <b>(1<sup>st</sup>)</b>	<b>42.86%</b> 6	<b>28.57%</b> 4	<b>28.57%</b> 4	<b>100%</b> 14
Information about college requirements and/or procedures <b>(2<sup>nd</sup>)</b>	<b>36.36%</b> 4	<b>54.55%</b> 6	<b>9.09%</b> 1	<b>100%</b> 11
Career Planning <b>(3<sup>rd</sup>)</b>	<b>42.86%</b> 3	<b>14.29%</b> 1	<b>42.86%</b> 3	<b>100%</b> 7
Discussing a course you are taking	<b>50.00%</b> 3	<b>16.67%</b> 1	<b>33.33%</b> 2	<b>100%</b> 6
Information about your skills, abilities, potential, etc.	<b>50.00%</b> 1	<b>50.00%</b> 1	<b>0.00%</b> 0	<b>100%</b> 2
Information about college services or resources	<b>50.00%</b> 1	<b>0.00%</b> 0	<b>50.00%</b> 1	<b>100%</b> 2
Personal Concerns	<b>50.00%</b> 1	<b>50.00%</b> 1	<b>0.00%</b> 0	<b>100%</b> 2
Choosing a major	<b>50.00%</b> 1	<b>50.00%</b> 1	<b>0.00%</b> 0	<b>100%</b> 2
Discussing your grades or academic performance	<b>0.00%</b> 0	<b>100.00%</b> 1	<b>0.00%</b> 0	<b>100%</b> 1
Getting a signature	<b>100.00%</b> 1	<b>0.00%</b> 0	<b>0.00%</b> 0	<b>100%</b> 1
Other	<b>0.00%</b> 0	<b>0.00%</b> 0	<b>0.00%</b> 0	<b>100%</b> 0