

Framingham State University

Academic Advising Survey Report 2019-20

(Appendix H)

Target Population: 3,174

Total Respondents: 341

Response Rate: 10.74%

Office of Institutional Assessment

Mark Nicholas, Ph.D.

Brittany Brown, M.Ed., Staff Assistant

Jena Shepard, B.S., Administrative Assistant

June 2020

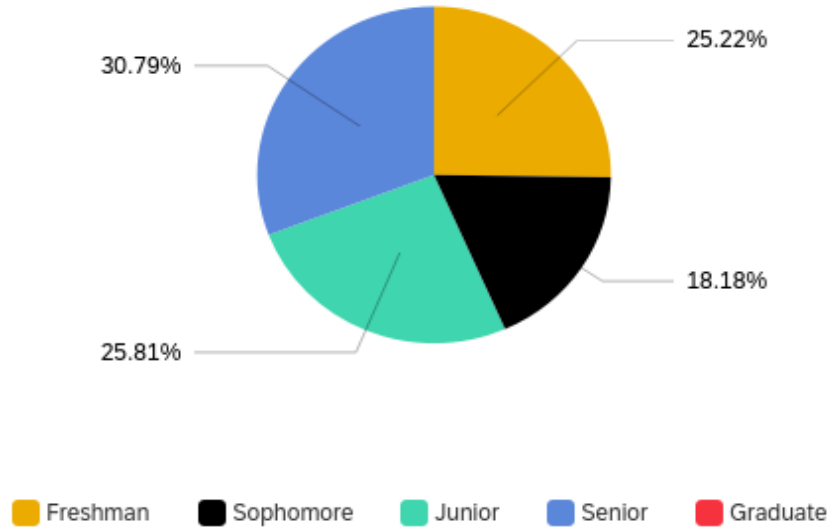
Table of Contents

Class of Respondents	3
Major of Undergraduate Respondents	4
Question 3: How many advising sessions, including telephone and e-mail contacts, have you had with your advisor during this academic year?	5
Question 4: How much time did you spend in those sessions on average?.....	6
Question 5 (a): Have you been able to visit your advisor when you need to?.....	7
Question 5 (b): Have you been able to spend as much time with your advisor as needed?	8
Question 6: Please describe your experience with your present advisor.	9
Question 7: Did your advisor place final responsibility on you for decision making?	10
Question 8: How would you rate your overall advising experience with your present advisor?.....	11
Question 9: Rank the three most important purposes for utilizing your advisor.....	12

Survey Response Report

The following is a detailed analysis of the survey response data.

Class of Respondents

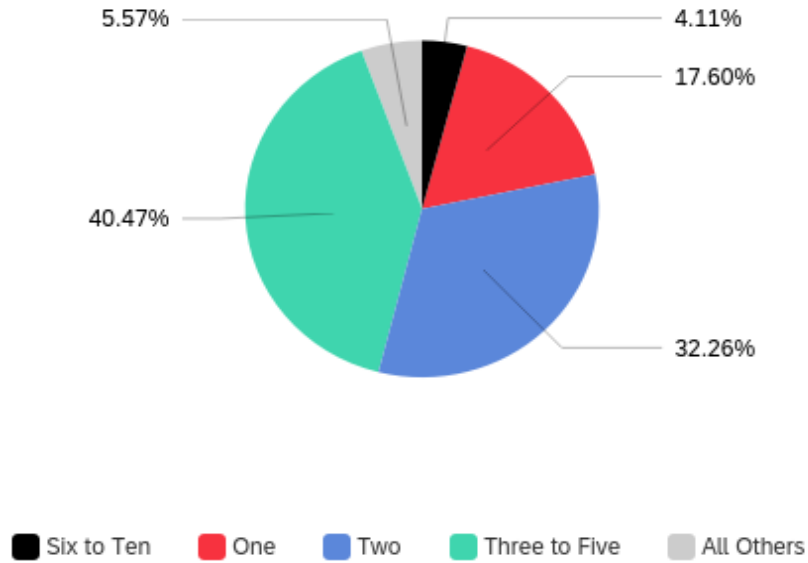


Answer	Response Percent	Response Count
Senior	30.79%	105
Junior	25.81%	88
Freshman	25.22%	86
Sophomore	18.18%	62
Total	100%	341

Major of Undergraduate Respondents

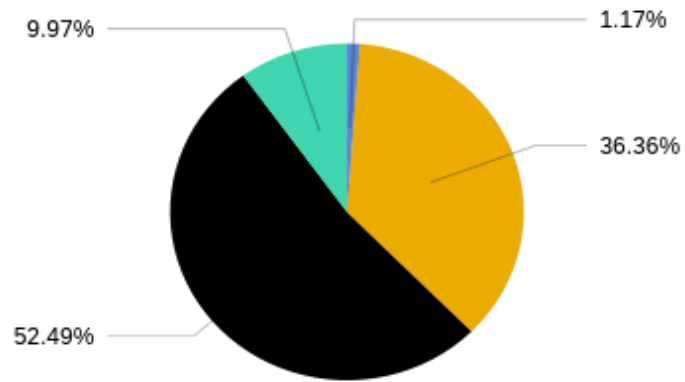
Answer	Response Percent	Response Count
Psychology	11.73%	40
Biology	9.97%	34
Education - Elementary Education	5.57%	19
English	5.57%	19
Fashion Design and Retailing	4.99%	17
American Sign Language	4.11%	14
Education - Early Childhood Education	4.11%	14
Business and Information Technology	3.81%	13
Computer Science	3.81%	13
Communication Arts	3.52%	12
Criminology	3.52%	12
Marketing	3.52%	12
History	3.23%	11
Accounting	2.93%	10
Political Science	2.93%	10
Food and Nutrition	2.64%	9
Management	2.64%	9
Art - Studio Art	2.35%	8
Mathematics	2.35%	8
Sociology	2.35%	8
Liberal Studies	1.76%	6
Undeclared	1.76%	6
Chemistry	1.47%	5
Finance	1.17%	4
Food Science	1.17%	4
Child and Family Studies	0.88%	3
Geography	0.88%	3
Health and Wellness	0.88%	3
Hospitality and Tourism Management	0.59%	2
Nursing	0.59%	2
Spanish	0.59%	2
Art - Art History	0.29%	1
Biochemistry	0.29%	1
Earth Science	0.29%	1
Economics	0.29%	1
Environmental Science and Policy	0.29%	1
Environmental Studies and Sustainability	0.29%	1
International Business	0.29%	1
Pre-Engineering	0.29%	1
World Languages	0.29%	1
Total	100%	341

Question 3: How many advising sessions, including telephone and e-mail contacts, have you had with your advisor during this academic year?



Answer	Response Percent	Response Count
Three to Five	40.47%	138
Two	32.26%	110
One	17.60%	60
Six to Ten	4.11%	14
More than Ten	3.81%	13
None	1.76%	6
Total	100%	341

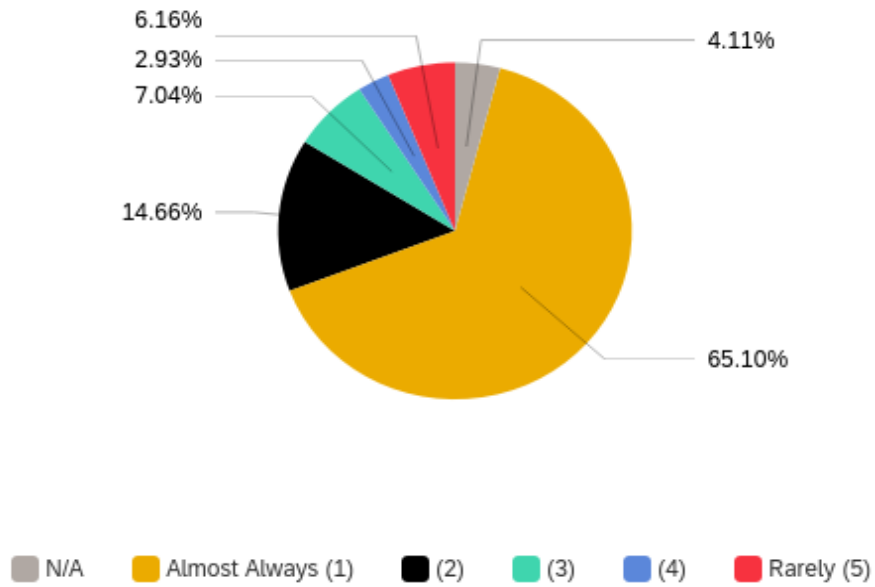
Question 4: How much time did you spend in those sessions on average?



■ More than 1 hour
 ■ Less than 15 minutes
 ■ 15 to 30 minutes
 ■ 31 minutes to 1 hour

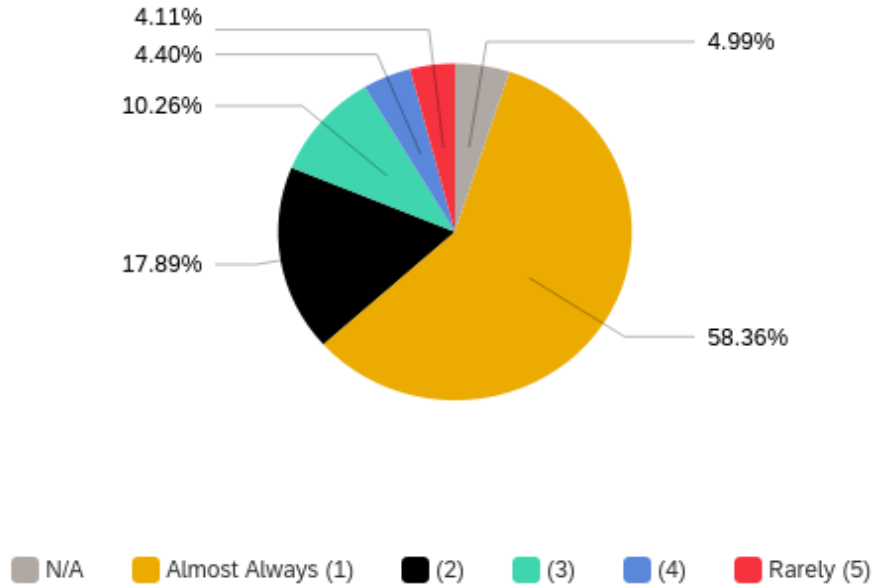
Answer	Response Percent	Response Count
15 to 30 minutes	52.49%	179
Less than 15 minutes	36.36%	124
31 minutes to 1 hour	9.97%	34
More than 1 hour	1.17%	4
Total	100%	341

Question 5 (a): Have you been able to visit your advisor when you need to?



Question	Almost Always (1)	(2)	(3)	(4)	Rarely (5)	N/A	Total
I have been able to visit my advisor when I needed to.	65.10% 222	14.66% 50	7.04% 24	2.93% 10	6.16% 21	4.11% 14	100% 341

Question 5 (b): Have you been able to spend as much time with your advisor as needed?

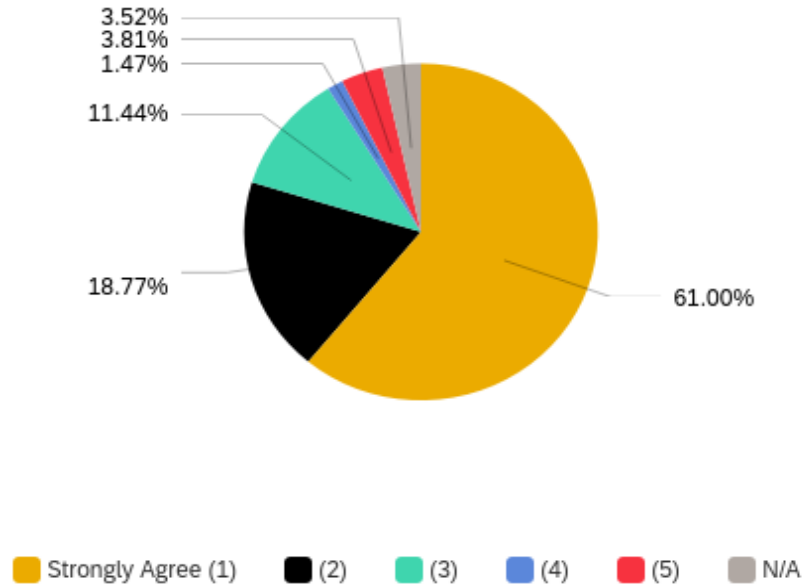


Question	Almost Always (1)	(2)	(3)	(4)	Rarely (5)	N/A	Total
I was able to spend as much time with my advisor as needed.	58.36% 199	17.89% 61	10.26% 35	4.40% 15	4.11% 14	4.99% 17	100% 341

Question 6: Please describe your experience with your present advisor.

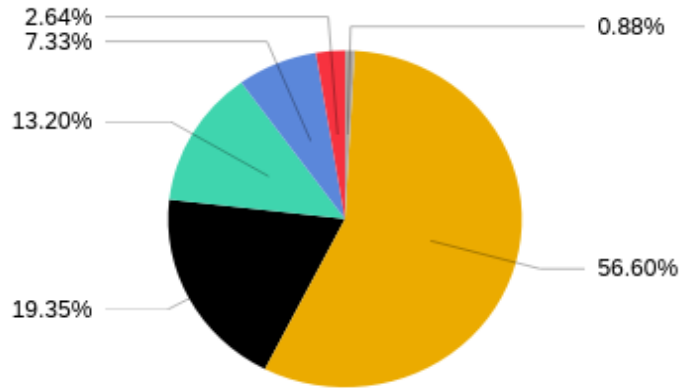
Question	Very Much (1)	(2)	(3)	(4)	Not at All (5)	N/A	Total
Information from my advisor helped me select courses.	50.44% 172	19.06% 65	14.96% 51	4.99% 17	7.62% 26	2.93% 10	100% 341
My advisor's information about programs helped me clarify my college plans.	40.76% 139	23.75% 81	14.08% 48	6.16% 21	9.38% 32	5.87% 20	100% 341
My advisor's information about career opportunities helped me clarify my career goals.	31.67% 108	19.94% 68	18.48% 63	7.92% 27	11.44% 39	10.56% 36	100% 341
Information from my advisor clarified or simplified college requirements or procedures (e.g., degree requirements, drop/add, registration, etc.)	48.39% 165	21.70% 74	12.32% 42	7.62% 26	7.04% 24	2.93% 10	100% 341
I obtained helpful information from my advisor about resources and services on campus (e.g., student services, counseling, financial aid, etc.)	38.12% 130	20.53% 70	13.49% 46	10.26% 35	9.97% 34	7.62% 26	100% 341

Question 7: Did your advisor place final responsibility on you for decision making?



Question	Strongly Agree (1)	(2)	(3)	(4)	Strongly Disagree (5)	N/A	Total
As appropriate, my advisor places final responsibility for making decisions on me.	61.00% 200	18.77% 64	11.44% 39	1.47% 5	3.81% 13	3.52% 12	100% 341

Question 8: How would you rate your overall advising experience with your present advisor?



N/A
 Extremely Positive (1)
 (2)
 (3)
 (4)
 Extremely Negative (5)

Question	Extremely Positive (1)	(2)	(3)	(4)	Extremely Negative (5)	N/A	Total
How would you rate your overall advising experience with your present advisor?	56.60% 193	19.35% 66	13.20% 45	7.33% 25	2.64% 9	0.88% 3	100% 341

Question 9: Rank the three most important purposes for utilizing your advisor.

Answer	Response Percent	Percent of Cases*	Response Count
Selecting courses for your schedule (1st)	25.12%	75.37%	257
Information about college requirements and/or procedures (2nd)	18.77%	56.30%	192
Career Planning (3rd)	17.79%	53.37%	182
Discussing a course you are taking	9.48%	28.45%	97
Discussing your grades or academic performance	8.60%	25.81%	88
Information about your skills, abilities, potential, etc.	8.02%	24.05%	82
Personal concerns	3.32%	9.97%	34
Information about college services or resources	3.23%	9.68%	33
Getting a signature	2.64%	7.92%	27
Choosing a major	1.96%	5.87%	20
Other	1.08%	3.23%	11
Total	100%		1023

*Percent of Cases (Number of times the factor was selected divided by the sample size)

Other
Figuring out course credits and study abroad issues.
internships
I feel these are all very important
Choosing a minor
Registering for courses that I will be most successful in to graduate with the highest GPA possible for my major. Also to find classes I will enjoy and do well in.
Getting my pin to register
Getting my registration pin
any other thing to be honest I need an advisor who is going to be on my tail mine was not able to do that for me which made me fall behind
Information specific to my concentration was not able to be given because my advisor was not a [redacted], meaning they weren't able to help me in my concentration or to set me up for post grad internships.
Get my code to choose classes