



Discover. Achieve. Succeed

FRAMINGHAM STATE UNIVERSITY

Office of Institutional Research

**2013-2014 Alumni Survey Report
Total Respondents: 105**

Ann Caso, Associate Director of Institutional Research
Brittany Brown, Staff Assistant

Table of Contents

Executive Summary.....	3
Level of agreement concerning whether FSU lived up to your expectations in the following areas:.....	4
Which activities did you regard as important aspects of your undergraduate experience?	5
Did you complete an internship an/or practicum while enrolled at FSU?	7
Did this internship help you network to employment after graduation?	10
Have you enrolled in a degree program since graduating from FSU?.....	11
Which type of program are you enrolled in?.....	12
College or university you are attending and degree you are completing:	13
Are you currently working for pay right now?.....	16
What type of organization is your primary employment?	18
What is the name of the firm or organization and the title of your position?.....	19
Location:.....	25
What is your appropriate annual salary range?	26
Have you attained a leadership position at your current job?.....	27
Is your current position related to your undergraduate field(s) of study?.....	28
Overall, how much has FSU contributed to the knowledge and skills required at your current position?.....	29
Indicate the degree to which FSU contributed to your knowledge/skills/abilities in... ..	30
Majors(s) at the time of graduation from FSU.....	31
Secondary major (if applicable) at the time of graduation from FSU.....	32
Minor (if applicable) at the time of graduation from FSU.	33
Was the primary major you listed the first you enrolled in at FSU?.....	34
No- What program did you first enroll in?.....	35
What was your classification upon entering FSU?.....	36
What is your racial background (choose one or more):	37
Gender:	38



Executive Summary

Was your program of study what you first enrolled in at FSU?	80.72% said "Yes"
What was your classification upon entering FSU?	59.09% said "First-Time Student"
Level of agreement concerning whether FSU lived up to your expectations?	A majority of respondents indicated agreement or strong agreement that FSU had lived up to its expectations (Please see page 5).
Which activities would you regard as the most important aspects of your undergraduate experience?	25.37% said "Clubs/Organizations/Student Government" 16.42% said "On-Campus Jobs"
Did you complete an internship/practicum while enrolled at FSU?	59.79% said "Yes"
Did the internship help you network employment after graduation?	75.87% of respondents who completed an internship/practicum said "Somewhat" or "Yes"
Have you enrolled in a degree program since graduating from FSU?	42.27% said "Yes"
Which type of program are you enrolled in?	87.80% of respondents enrolled in a degree program are earning a "Master's Degree"
What is the name of the institution you are attending?	7.69% are attending Framingham State University 7.69% are attending Simmons College
Are you currently working for pay right now?	92.73% said they are employed 83.51% said they were employed "full-time"
What type of organization is your primary employment?	31.76% said "Private for-profit" 18.82% said "Elementary or secondary education (public or private)"
Location of employment?	91.36% said "Massachusetts"
What is your approximate annual salary?	41.66% said "\$40,000-\$59,999" 20.24% said "\$60,000-79,999"
Have you obtained a position of leadership?	33.72% said "Yes"
Is your current position related to your field of study?	76.74% said their job is related to their major
How much did FSU contribute to the knowledge and skills required at that position?	80.23% said FSU contributed either significantly or moderately

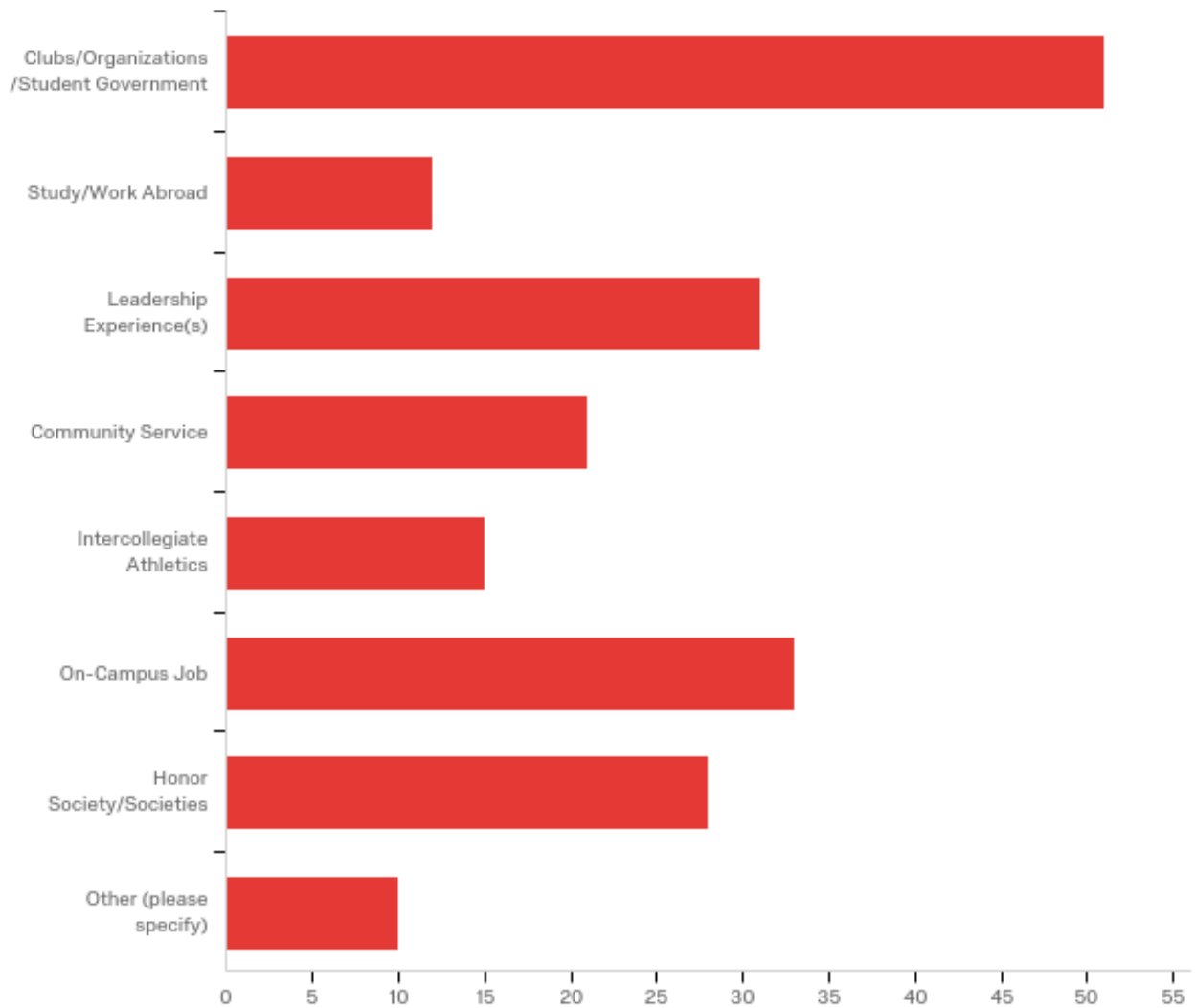


Level of agreement concerning whether FSU lived up to your expectations in the following areas:

Question	Strongly Disagree	Disagree	Neutral	Agree	Strongly Agree	Total
The academic reputation of FSU	0.00% 0	3.09% 3	6.19% 6	47.42% 46	43.30% 42	97
FSU's graduates obtain good jobs	1.04% 1	4.17% 4	30.21% 29	47.92% 46	16.67% 16	96
The small class size	0.00% 0	0.00% 0	8.25% 8	48.45% 47	43.30% 42	97
The academic rigor of your program	0.00% 0	2.11% 2	7.37% 7	60.00% 57	30.53% 29	95
The personal attention you received	3.09% 3	3.09% 3	5.15% 5	40.21% 39	48.45% 47	97
The faculty/staff cared about your success	2.06% 2	2.06% 2	8.25% 8	35.05% 34	52.58% 51	97



Which activities did you regard as important aspects of your undergraduate experience?



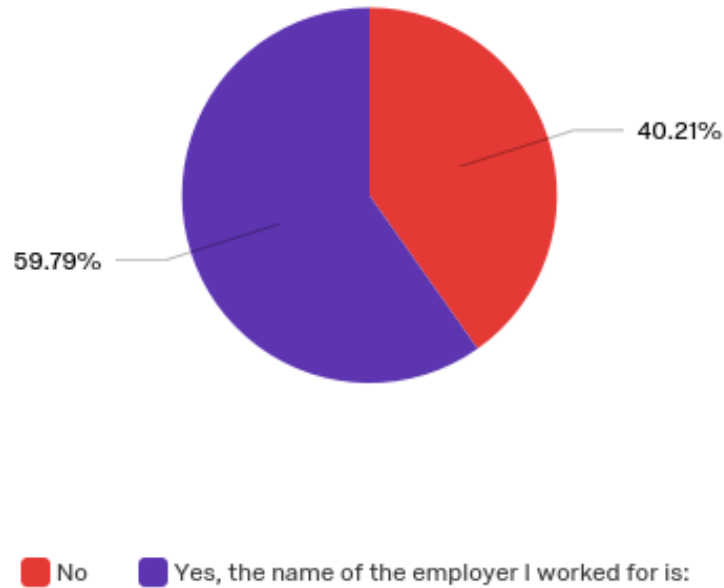
Answer	Percent	Count
Clubs/Organizations/Student Government	25.37%	51
Study/Work Abroad	5.97%	12
Leadership Experience(s)	15.42%	31
Community Service	10.45%	21
Intercollegiate Athletics	7.46%	15
On-Campus Job	16.42%	33
Honor Society/Societies	13.93%	28
Other (please specify)	4.98%	10
Total	100%	

Other (please specify)

Research Methods 1 and 2 required a group/team approach. Learned and applied great leadership qualities during these classes
Volunteer trip abroad
Dedicated personnel
Note taker. TA
Working closely with professors
MetroWest Economic Research Center Internship
Internship
Trip with professor to China
Internship program



Did you complete an internship an/or practicum while enrolled at FSU?



Answer	Percent	Count
No	40.21%	39
Yes, the name of the employer I worked for is:	59.79%	58
Total	100%	97

Yes, the name of the employer I worked for is:

Simon Property Group
RCS Learning Center
MASS 211
Framingham High School Foodservice
Massachusetts Emergency Management Agency (MEMA)
All State

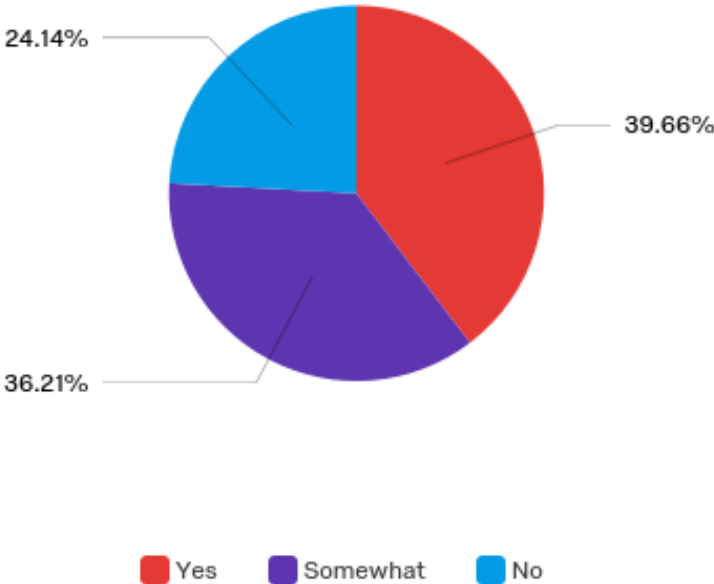
The Paper Store
Several; Coordinated Program in Dietetics
MEDA
Massachusetts Association of Conservation Commissions
Walker School
Framingham police department/Lynn police department
UMass Medical School in Shrewsbury
The Samaritans
1) Office of Campus Events at FSU 2) Day of Wedding Coordinators
United Way
Student teaching
The Paper Store
Wayside Youth & Family Services
Kevin FitzGerald, Office of Campus Events
MERC
MassBay Community College
Cannes Film Festival - American Pavilion
Pottery Barn Kids
Multiple schools
Partners HealthCare at Home
CASA
Germantown YMCA
TVCCA (in CT)
Wayland Public Schools
Worcester public schools
TJX and DestinationWeddings.com
(1) WGBH and (2) PJA Advertising & Marketing
Residence Life Office
Blackstone Valley Tech



Ashland Public Schools
Cains foods
The Paper Store
Call2talk; The Council on Contemporary Families
Coordinated Program in Dietetics - Various Internships
Massachusetts Association of Conservation Commissions
FSU
MetroWest Economic Research Center & Framingham State Business Office intern
iHeartMedia Boston
Grafton Public Schools
WIC
Washington Center Program, Framingham History Center
Public school systems
Metrowest Economic Research Center
Massachusetts Trial Court
Department of children and families
Brockton Area Multi Services (BAMSI)



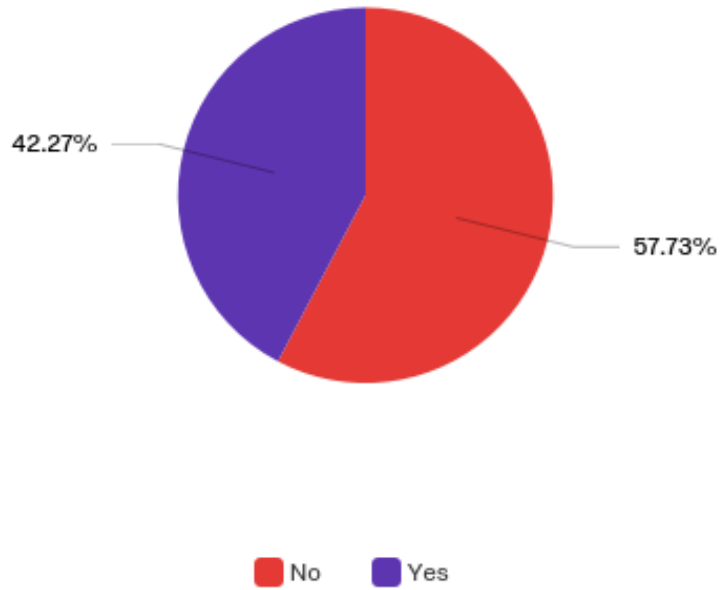
Did this internship help you network to employment after graduation?



Answer	Percent	Count
Yes	39.66%	23
Somewhat	36.21%	21
No	24.14%	14
Total	100%	58



Have you enrolled in a degree program since graduating from FSU?



Answer	Percent	Count
No	57.73%	56
Yes	42.27%	41
Total	100%	97



Which type of program are you enrolled in?

Answer	Percent	Count
Certificate	2.44%	1
Second Bachelor's Degree	4.88%	2
Master's Degree	87.80%	36
Doctoral Degree (Ph.D., Ed.D., etc)	2.44%	1
Professional (Law and Medicine)	2.44%	1
Other (please specify)	0.00%	0
Total	100%	41



College or university you are attending and degree you are completing:

Name of Institution:	Percent	Count
American International College	2.56%	1
Early Childhood Education	2.56%	1
Antioch University New England	5.13%	2
MS Sustainable Development, Climate Change, and Env. Education	2.56%	1
M.S. Environmental Studies - sustainable Development and Climate Change	2.56%	1
Bay Path University	2.56%	1
Applied Behavior Analysis	2.56%	1
Boston University	5.13%	2
Masters of Social Work	2.56%	1
Master of Business Administration	2.56%	1
Bridgewater State University	5.13%	2
Special Education	2.56%	1
Masters Social Work	2.56%	1
Clark University	5.13%	2
Master’s in Public Administration	2.56%	1
Masters of Science in Professional Communication	2.56%	1
College for Financial Planning	2.56%	1
Financial Planning	2.56%	1
Endicott College	2.56%	1
Special Education	2.56%	1
Framingham State University	7.69%	3
Master’s in Education -Elementary Education	2.56%	1
Master’s in Education - Nutrition Education	2.56%	1
Masters of Human Resources	2.56%	1
Grand Canyon University	2.56%	1



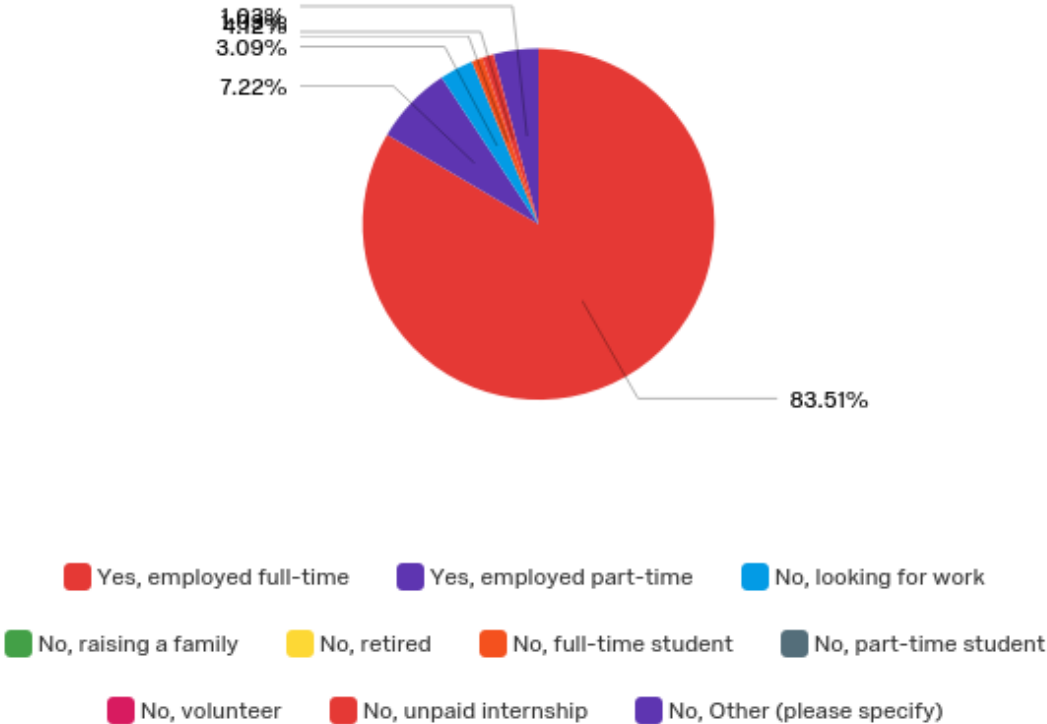
MED Elementary Education	2.56%	1
Johns Hopkins University	2.56%	1
Museum Studies	2.56%	1
Lesley University	2.56%	1
Special Education	2.56%	1
MCPHS University	5.13%	2
Nursing	2.56%	1
MPAS. Masters in Physician Assistant Studies	2.56%	1
Northeastern University	2.56%	1
Masters in Legal Studies	2.56%	1
Regis College	2.56%	1
Nursing	2.56%	1
Ross University School of Medicine	2.56%	1
Medical Doctor	2.56%	1
Salem State University	5.13%	2
MSW	2.56%	1
M.Ed-Secondary Education	2.56%	1
Simmons College	7.69%	3
Masters of science in library & information science	2.56%	1
Behavior Analysis	2.56%	1
Master of Library and Information Science	2.56%	1
Southern New Hampshire University	2.56%	1
Master of Communications: New Age Media Marketing	2.56%	1
Springfield College	5.13%	2
Masters in social work	2.56%	1
M.ED. of Psychology in Student Personnel Administration in Higher Education	2.56%	1
Suffolk University	2.56%	1
M.S. Crime & Justice	2.56%	1
UMASS Amherst	5.13%	2



Master of Public Health	2.56%	1
Ph.D. in Research in Educational Measurement and Psychometrics	2.56%	1
UMASS Lowell	2.56%	1
BCBA Autism Certificate	2.56%	1
University of Connecticut	2.56%	1
Master's in Education and Sport Management	2.56%	1
Westfield State University	2.56%	1
Master's in Public Administration	2.56%	1
Worcester State University	5.13%	2
Middle School Math Masters	2.56%	1
Special Education: Moderate Disabilities	2.56%	1
Total	100%	39



Are you currently working for pay right now?



Answer	Percent	Count
Yes, employed full-time	83.51%	81
Yes, employed part-time	7.22%	7
No, looking for work	3.09%	3
No, raising a family	0.00%	0
No, retired	0.00%	0
No, full-time student	1.03%	1
No, part-time student	0.00%	0
No, volunteer	0.00%	0
No, unpaid internship	1.03%	1
No, Other (please specify)	4.12%	4
Total	100%	97



No, Other (please specify)

Working for myself as entrepreneur
Part time with benefits and per diem (calculates to full time)
Yes, I'm an independent contractor. Looking for full time in the future.
Per diem work, full time student



What type of organization is your primary employment?

Answer	Percent	Count
Elementary or secondary education (public or private)	18.82%	16
Higher Education (public or private)	8.24%	7
International organization in the US	5.88%	5
International organization outside of the US	0.00%	0
Private for-profit corporation/company/group practice	31.76%	27
Private non-profit organization (except education and international organizations)	10.59%	9
State and local government, institution or agency (except education)	9.41%	8
Federal government (except military)	1.18%	1
Self-employed in own business or professional non-group practice	1.18%	1
U.S. Military	0.00%	0
Other (please specify)	12.94%	11
Total	100%	85

Other (please specify)

Nanny
Public Corporation
Bank
Homecare agency
Extension Nutrition Education Program
Nonprofit community hospital
Retailer
A nonprofit hospital that holds a federal grant in which I work for
Retail
Non-profit healthcare
Automotive dealership



What is the name of the firm or organization and the title of your position?

Organization	Percent	Count
Milford Regional Medical Center	2.53%	2
Registered Nurse	1.27%	1
Registered Nurse	1.27%	1
Alpha analytical lab	1.27%	1
Analytical chemist	1.27%	1
West Bridgewater school system	1.27%	1
Aide	1.27%	1
Simon Property Group	1.27%	1
Marketing Assistant	1.27%	1
Community Healthlink	1.27%	1
School Based Children	1.27%	1
WB Mason	1.27%	1
Sales Representative	1.27%	1
UPS	1.27%	1
Administrative Assistant	1.27%	1
Nanny	1.27%	1
Nanny	1.27%	1
Sage Payroll Services	1.27%	1
Quality Control Specialist	1.27%	1
Diocese of Worcester	1.27%	1
First grade teacher	1.27%	1
State of RI	1.27%	1
HR Technician	1.27%	1
MEDITECH	2.53%	2
Applications Specialist	1.27%	1



Sales and Marketing Consultant	1.27%	1
Vertex Pharmaceuticals	1.27%	1
Senior Medical Writing Associate	1.27%	1
Everbridge	1.27%	1
Implementation Specialist	1.27%	1
MMC	1.27%	1
Benefits Counselor	1.27%	1
Main Street bank	1.27%	1
Deposit operations support	1.27%	1
Massachusetts Association of Conservation Commissions	2.53%	2
Special Project's Coordinator	1.27%	1
Special Project's Coordinator	1.27%	1
Worcester public schools	1.27%	1
Teacher	1.27%	1
Century Homecare LLC	1.27%	1
Assistant Administrator	1.27%	1
Advocates	1.27%	1
Care Coordinator	1.27%	1
DCF	1.27%	1
Social Worker	1.27%	1
UMass Extension Nutrition Education Program	1.27%	1
SNAP-Ed Nutrition Educator	1.27%	1
MetroWest Medical Center	1.27%	1
Registered Nurse	1.27%	1
Northeastern University	1.27%	1
Program Assistant	1.27%	1
Berman's Wine and Spirits	1.27%	1
Beer Manager/Specialist/Buyer	1.27%	1
University of Connecticut	1.27%	1



Football Graduate Assistant	1.27%	1
Pentucket Regional School District	1.27%	1
Paraprofessional	1.27%	1
Amazon	1.27%	1
Process expert	1.27%	1
Atrius Health	1.27%	1
Medical Secretary	1.27%	1
MullenLowe, U.S.	1.27%	1
Business Affairs Assistant	1.27%	1
New England Money Handling Systems	1.27%	1
Trainer	1.27%	1
Talbots	1.27%	1
Keyholder	1.27%	1
Center for Educational Assessment at UMass Amherst	1.27%	1
Senior Research Assistant	1.27%	1
LogMeIn	1.27%	1
Account Executive	1.27%	1
DestinationXL Group	1.27%	1
Associate Buyer	1.27%	1
Bridgewater-Raynham Regional School District	1.27%	1
4th grade teacher	1.27%	1
Ef Education First	1.27%	1
Tour Consultant	1.27%	1
City of Quincy	1.27%	1
Director of Constituent Services	1.27%	1
Saint Vincent Hospital	1.27%	1
ICU Registered Nurse	1.27%	1
RCS Learning Center	1.27%	1
Receptionist	1.27%	1



Day Kimball Healthcare	1.27%	1
Nutritionist	1.27%	1
Nashoba Regional School District	2.53%	2
8th Grade Math Teacher	1.27%	1
Administrative Assistant	1.27%	1
Grafton Public Schools	1.27%	1
Teacher	1.27%	1
Simplify Compliance - Business & Legal Resources	1.27%	1
Events Content Specialist	1.27%	1
United Natural Foods inc	1.27%	1
Systems Administrator	1.27%	1
Boston Medical Center	1.27%	1
Study Coordinator	1.27%	1
WPI	1.27%	1
Complex Coordinator	1.27%	1
Blackstone Valley Tech High School	1.27%	1
High school teacher	1.27%	1
N/A a Boston hospital	1.27%	1
Compensation Associate	1.27%	1
Commonwealth of Massachusetts	1.27%	1
EDP Systems Analyst II	1.27%	1
Brad Kelly, Realtor?	1.27%	1
Realtor	1.27%	1
Town of Lynnfield	1.27%	1
History Teacher	1.27%	1
The Paper Store	1.27%	1
Senior Marketing Coordinator	1.27%	1
1Worldstrides	1.27%	1
International Program Specialist	1.27%	1



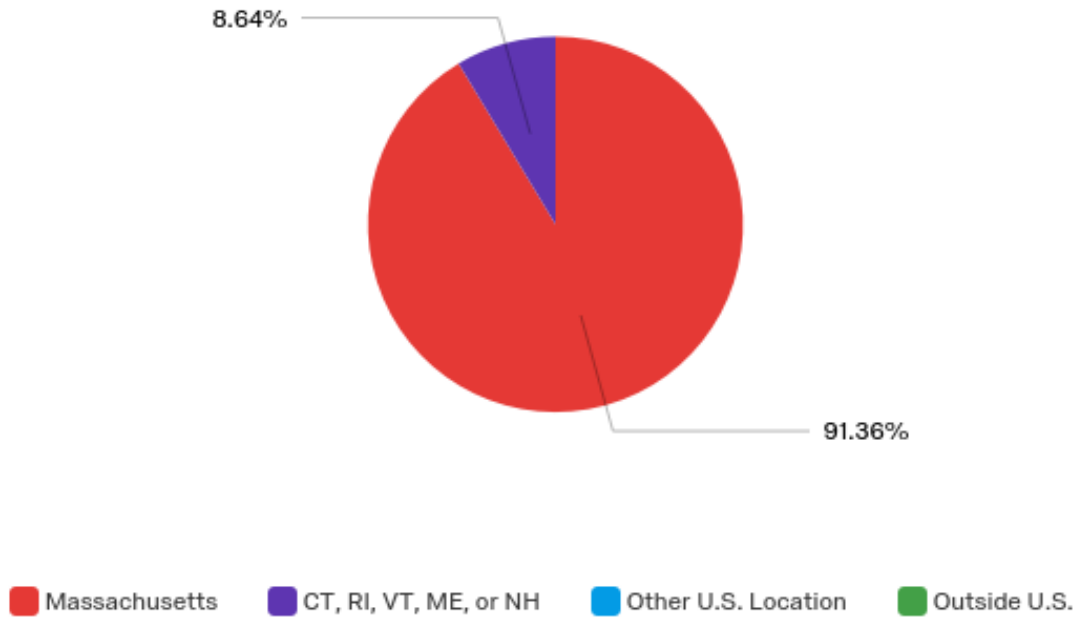
Screening for Mental Health, Inc.	1.27%	1
Development Coordinator	1.27%	1
Sodexo	1.27%	1
Registered Dietitian	1.27%	1
Voyager Therapeutics, Inc.	1.27%	1
Contracts Manager	1.27%	1
J.Crew	1.27%	1
Visual Merchandising Manager	1.27%	1
East Bridgewater Public Schools	1.27%	1
Teaching Assistant	1.27%	1
Newton South High School	1.27%	1
Administrative Assistant- Department of Athletics & Wellness	1.27%	1
Vineyard Vines LLC	1.27%	1
Merchandising Assitant	1.27%	1
Herb Chambers Porsche of Burlington	1.27%	1
Client Care Specialist	1.27%	1
Dennis Yarmouth Regional School District	1.27%	1
Educational Support Paraprofessional	1.27%	1
Shrewsbury Public Library	1.27%	1
Reference Librarian	1.27%	1
Framingham History Center	1.27%	1
Museum Assistant/Education Coordinator	1.27%	1
Uxbridge	1.27%	1
Substitute teacher	1.27%	1
Framingham State University	1.27%	1
Preschool Teacher/Staff Assistant	1.27%	1
JP Morgan Chase	1.27%	1
Investment Compliance Analyst	1.27%	1
AspenCross Wealth Management	1.27%	1



Financial Planner and Investment Manager	1.27%	1
William James College	1.27%	1
Head Librarian	1.27%	1
U.S. Citizenship & Immigration Services	1.27%	1
Immigration Officer	1.27%	1
Department of Children and Families	1.27%	1
Response Worker	1.27%	1
FamilyID Inc	1.27%	1
Product support specialist	1.27%	1
City of Portsmouth	1.27%	1
HR Admin Clerk	1.27%	1
Harvard University T.H. Chan School of Public Health	1.27%	1
Case Manager/Registered Dietitian	1.27%	1
Total	100%	79



Location:



Answer	Percent	Count
Massachusetts	91.36%	74
CT, RI, VT, ME, or NH	8.64%	7
Other U.S. Location	0.00%	0
Outside U.S.	0.00%	0
Total	100%	81

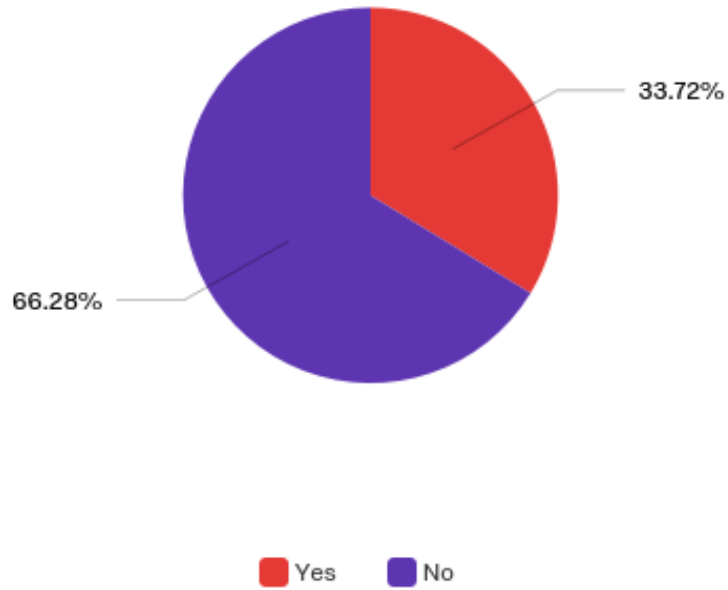


What is your appropriate annual salary range?

Answer	Percent	Count
Below \$ 30,000	17.86%	15
\$30,000 - \$39,999	13.10%	11
\$40,000 - \$49,999	29.76%	25
\$50,000 - \$59,999	11.90%	10
\$60,000 - \$69,999	13.10%	11
\$70,000 - \$79,999	7.14%	6
\$80,000 - \$89,999	2.38%	2
\$90,000- \$99,999	2.38%	2
100,000+	2.38%	2
Total	100%	84

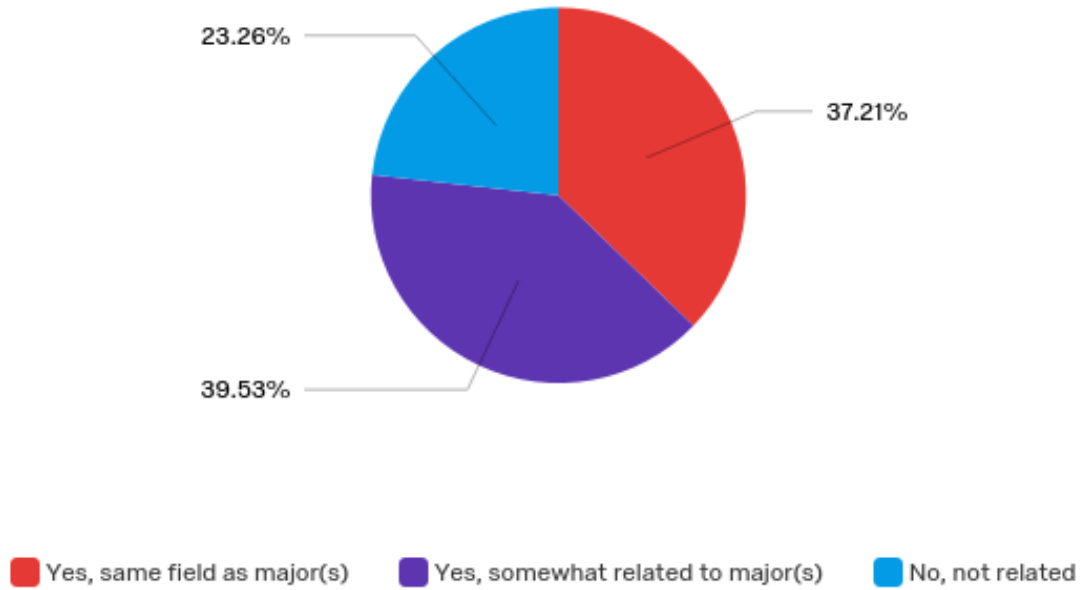


Have you attained a leadership position at your current job?



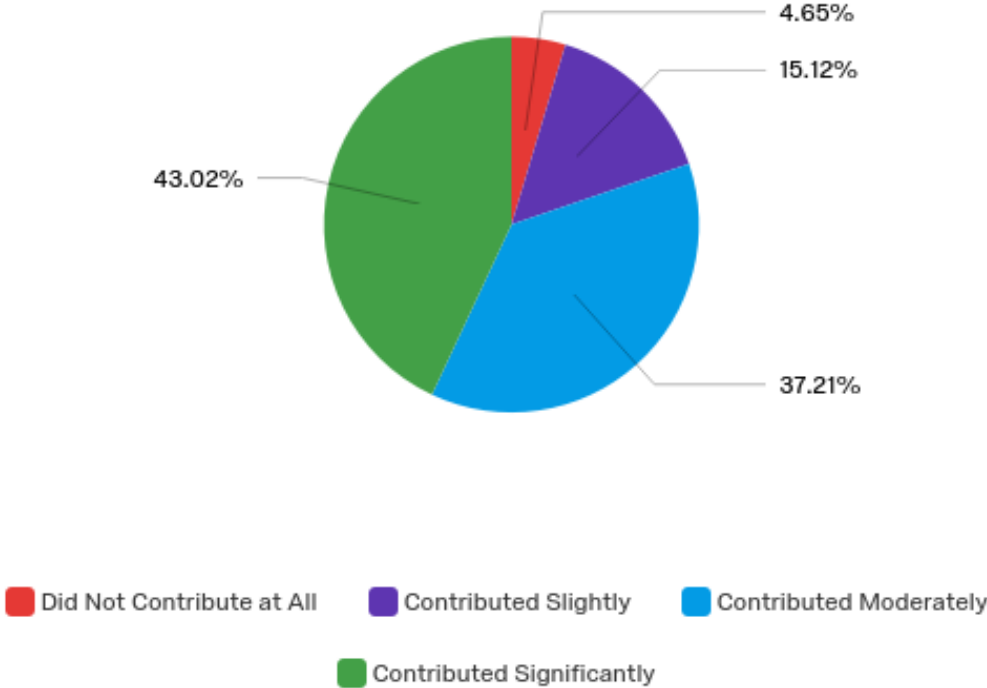
Answer	Percent	Count
Yes	33.72%	29
No	66.28%	57
Total	100%	86

Is your current position related to your undergraduate field(s) of study?



Answer	Percent	Count
Yes, same field as major(s)	37.21%	32
Yes, somewhat related to major(s)	39.53%	34
No, not related	23.26%	20
Total	100%	86

Overall, how much has FSU contributed to the knowledge and skills required at your current position?



Answer	Percent	Count
Did Not Contribute at All	4.65%	4
Contributed Slightly	15.12%	13
Contributed Moderately	37.21%	32
Contributed Significantly	43.02%	37
Total	100%	86



**Indicate the degree to which FSU contributed to your knowledge/skills/abilities
in...**

Question	Did Not Contribute at All	Slightly Contributed	Somewhat Contributed	Generally Contributed	Total
Apply concepts from your major in problem solving or work projects	5.56% 5	5.56% 5	30.00% 27	58.89% 53	90
Apply methods from your major (experimentation, analysis, programming, etc) in problem solving or work projects	8.14% 7	10.47% 9	34.88% 30	46.51% 40	86
Use information technology correctly and productively as part of professional work	7.32% 6	10.98% 9	31.71% 26	50.00% 41	82
Make clear formal presentations that fit audience interests	2.47% 2	11.11% 9	23.46% 19	62.96% 51	81
Write clearly and concisely	2.30% 2	9.20% 8	20.69% 18	67.82% 59	87
Critical thinking in addressing issues	2.22% 2	8.89% 8	17.78% 16	71.11% 64	90
Use quantitative data and reasoning to support decision making	7.23% 6	9.64% 8	31.33% 26	51.81% 43	83
Solve complex problems in logical, methodical manner	3.45% 3	10.34% 9	32.18% 28	54.02% 47	87
Develop creative, innovative ideas in work projects	3.53% 3	5.88% 5	21.18% 18	69.41% 59	85
Function effectively as a member of a team	3.45% 3	9.20% 8	22.99% 20	64.37% 56	87
Function effectively in ethnically/culturally diverse environments	4.60% 4	11.49% 10	26.44% 23	57.47% 50	87
Engage life-long learning through formal programs or independent learning	2.33% 2	13.95% 12	22.09% 19	61.63% 53	86
Find/Utilize a variety of informational resources needed for a project	0.00% 0	11.90% 10	30.95% 26	57.14% 48	84
Meet professional / ethical responsibilities	4.60% 4	4.60% 4	20.69% 18	70.11% 61	87
Proactively plan for your career	6.82% 6	14.77% 13	26.14% 23	52.27% 46	88
Actively participate as a local and national citizen	2.38% 2	13.10% 11	41.67% 35	42.86% 36	84



Majors(s) at the time of graduation from FSU.

Answer	Percent	Count
Psychology	14.61%	13
History	11.24%	10
Business Administration	10.11%	9
Food and Nutrition	8.99%	8
Communication Arts	7.87%	7
Sociology	7.87%	7
Nursing	5.62%	5
Biology	4.49%	4
Elementary Education	4.49%	4
Fashion Design and Retailing	4.49%	4
Geography	4.49%	4
Early Childhood Education	3.37%	3
Liberal Studies	3.37%	3
Criminology	2.25%	2
Art History	1.12%	1
Computer Science	1.12%	1
Economics	1.12%	1
English	1.12%	1
Environmental Science and Policy	1.12%	1
Mathematics	1.12%	1
Total	100%	89



Secondary major (if applicable) at the time of graduation from FSU.

Answer	Percent	Count
Environmental Science	36.36%	4
Geography	18.18%	2
Psychology	18.18%	2
Business Administration	9.09%	1
Fashion Design and Retailing	9.09%	1
Mathematics	9.09%	1
Total	100%	11

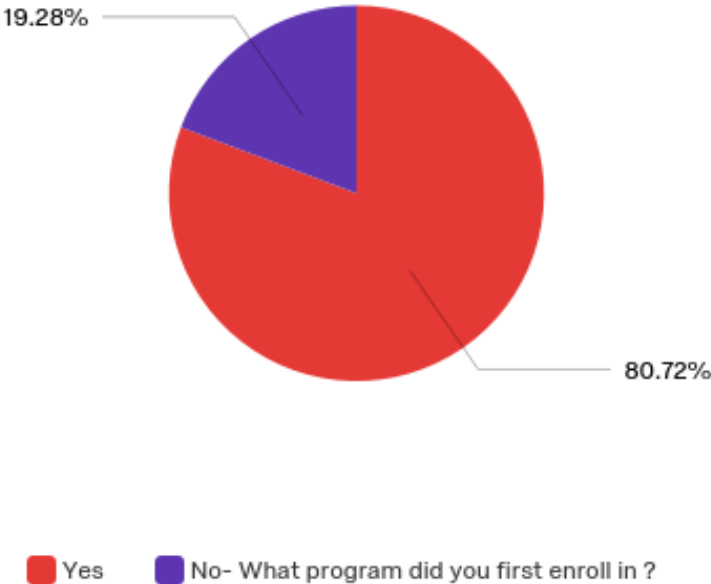


Minor (if applicable) at the time of graduation from FSU.

Answer	Percent	Count
Psychology Minor	28.57%	10
Sociology Minor	20.00%	7
Business Administration Minor	8.57%	3
History Education 8-12 Minor	8.57%	3
Art Studio Minor	5.71%	2
Museum Studies Minor	5.71%	2
Criminology Minor	2.86%	1
Economics Minor	2.86%	1
English Minor	2.86%	1
Mathematics Education 8-12 Minor	2.86%	1
Neuroscience Minor	2.86%	1
Philosophy Minor	2.86%	1
Political Science Minor	2.86%	1
Spanish Minor	2.86%	1
Total	100%	35



Was the primary major you listed the first you enrolled in at FSU?

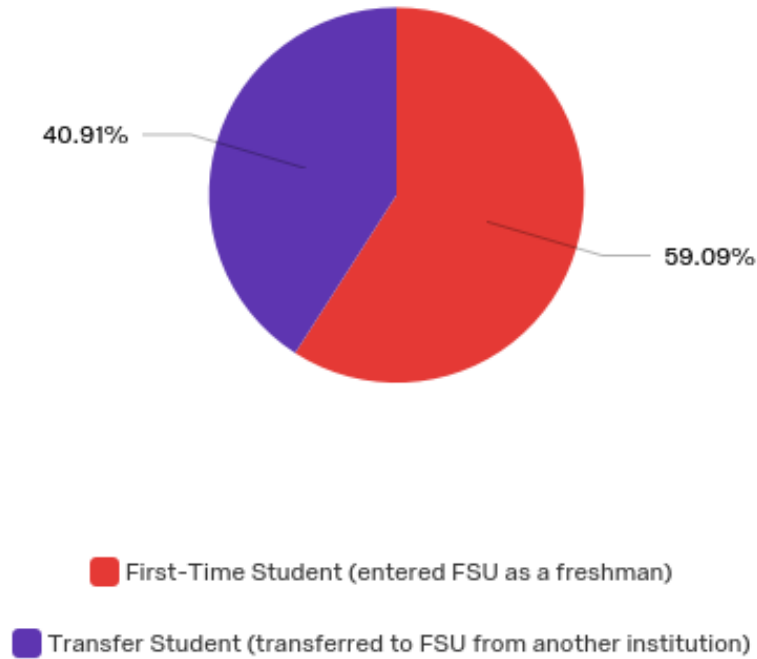


No- What program did you first enroll in?

Undecided
Undecided
Fashion Design
Early Childhood Education
Elementary Education
Elementary Education
Studio Art
Business Administration
Elementary Education
Early Childhood Education
Elementary Education
Business Administration
Education
Health and consumer sciences
Education



What was your classification upon entering FSU?



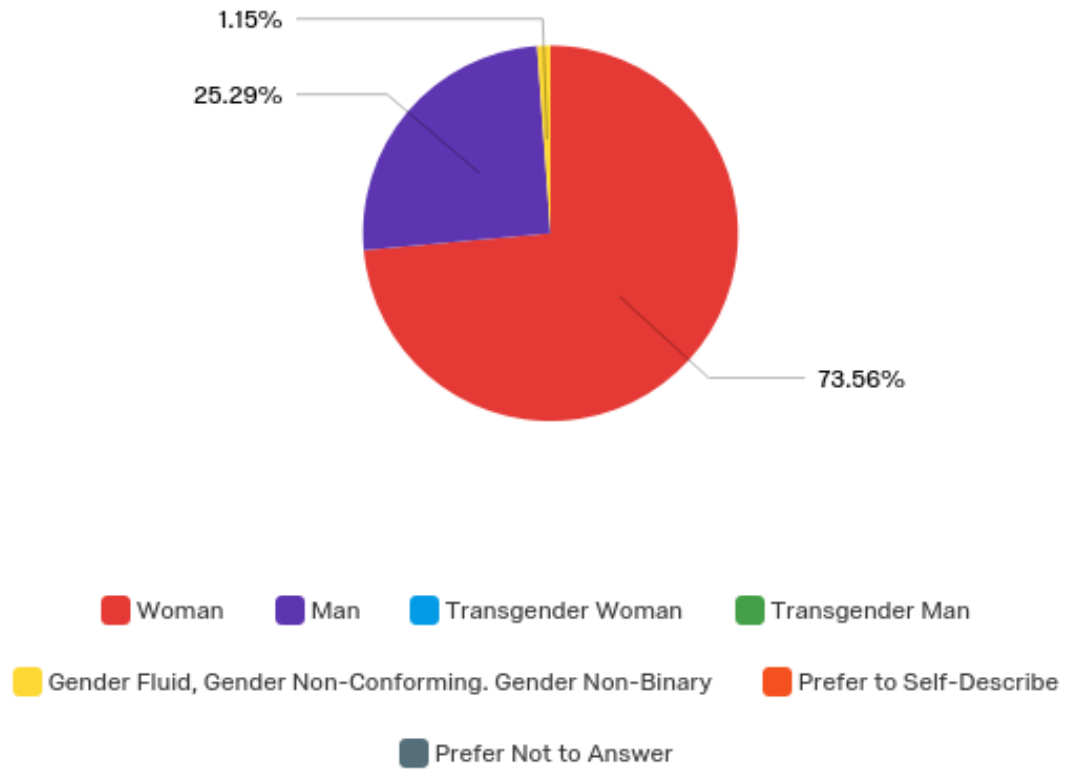
Answer	Percent	Count
First-Time Student (entered FSU as a freshman)	59.09%	52
Transfer Student (transferred to FSU from another institution)	40.91%	36
Total	100%	88

What is your racial background (choose one or more):

Answer	Percent	Count
American Indian/Alaskan Native	0.00%	0
Asian	3.49%	3
Black/African American	5.81%	5
Cape Verdean	0.00%	0
Hispanic	5.81%	5
Native Hawaiian/Other Pacific Islander	0.00%	0
Multi Race	1.16%	1
White	83.72%	72
Total	100%	



Gender:



Answer	Percent	Count
Woman	73.56%	64
Man	25.29%	22
Transgender Woman	0.00%	0
Transgender Man	0.00%	0
Gender Fluid, Gender Non-Conforming, Gender Non-Binary	1.15%	1
Prefer to Self-Describe	0.00%	0
Prefer Not to Answer	0.00%	0
Total	100%	87

