



Framingham State University

Office of Institutional Research

2015-2016 Undergraduate Alumni Survey

Total Respondents: 109

September 2019

Table of Contents

Executive Summary.....	3
Indicate your level of agreement concerning whether FSU lived up to your expectations in the following areas:.....	4
Check all of the activities below which your regarded as important aspects of your undergraduate experience:.....	5
Did you complete an internship and/or practicum while enrolled at FSU?	6
Did this internship help you network to employment after graduation?	8
Have you enrolled in a degree program since graduating from FSU?.....	9
Which type of program are you enrolled in?.....	9
What is the name of the college or university you are attending and the degree you are completing?.....	9
Are you currently working for pay right now?.....	11
What type of organization is your primary employment? Choose the one best answer.....	11
What is the name of the firm or organization and the title of your position?	12
Location:.....	16
What is your appropriate annual salary range?	16
Have you attained a leadership position at your current job?	17
Is your current position related to your undergraduate field(s) of study?.....	18
Overall, how much has FSU contributed to the knowledge and skills required at your current position?	19
Indicate the degree to which FSU contributed to your knowledge/skills/abilities in... ..	20
Please indicate your major at the time of graduation from FSU.	21
Please indicate your secondary major (if applicable) at the time of graduation from FSU.....	21
Please indicate your minor (if applicable) at the time of graduation from FSU.	22
Was the primary major you listed the first you enrolled in at FSU?.....	23
If no, what program did you first enroll in?	23
What was your classification upon entering FSU? Please check one:	24
What is your racial background?	25
Gender:	25

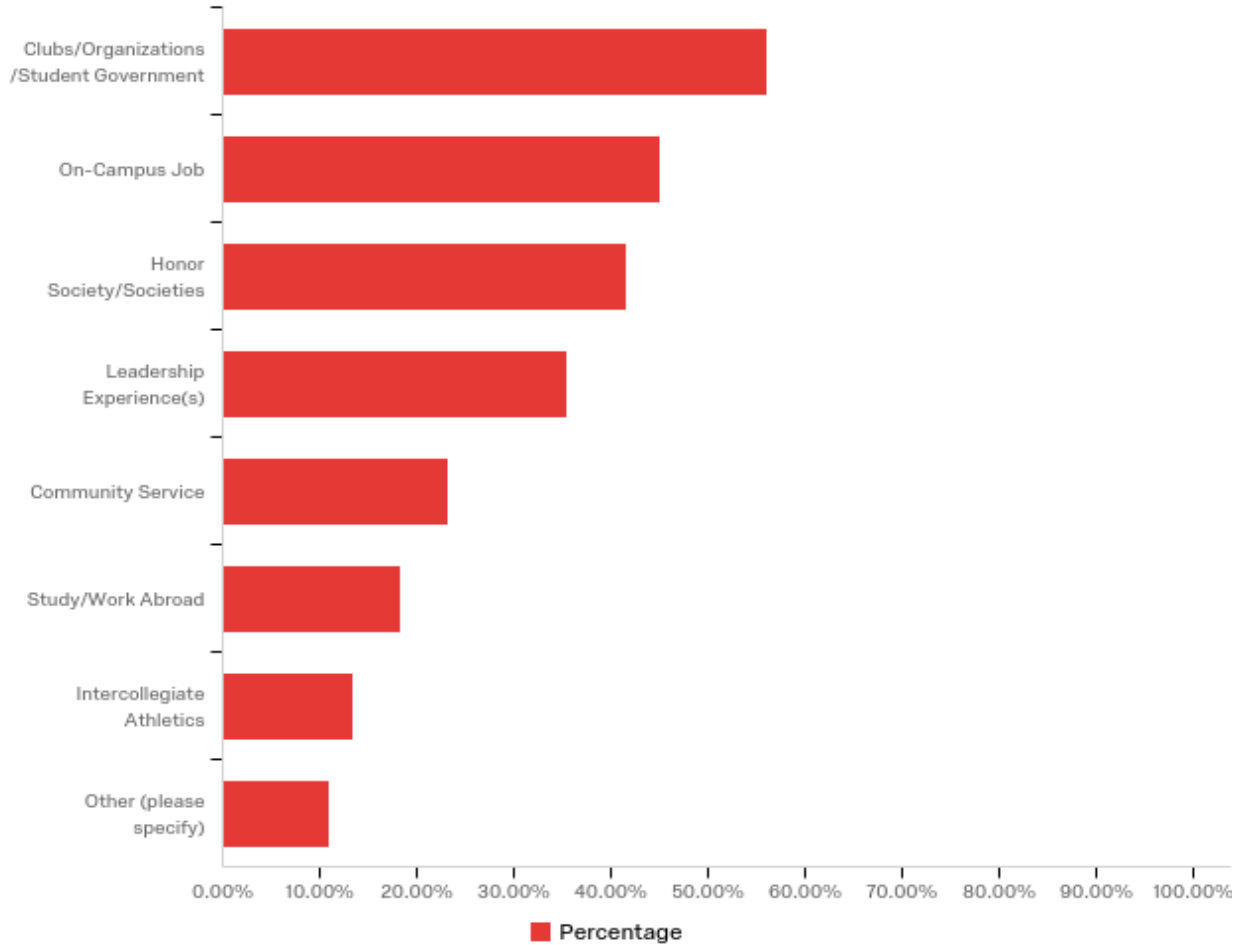
Executive Summary

Was your program of study what you first enrolled in at FSU?	70.93% said "Yes"
What was your classification upon entering FSU?	60.67% said "First-Time Student"
Level of agreement concerning whether FSU lived up to your expectations?	A majority of respondents indicated agreement or strong agreement that FSU had lived up to its expectations (See page 3).
Which activities would you regard as the most important aspects of your undergraduate experience?	56.10% said "Clubs/Organizations/Student Government" 45.12% said "On-Campus Jobs"
Did you complete an internship/practicum while enrolled at FSU?	59.22% said "Yes"
Did the internship help you network employment after graduation?	65.58% of respondents who completed an internship/practicum said "Somewhat" or "Yes"
Have you enrolled in a degree program since graduating from FSU?	28.43% said "Yes"
Which type of program are you enrolled in?	82.76% of respondents enrolled in a degree program are earning a "Master's Degree"
What is the name of the institution you are attending?	11.11% are attending Framingham State University 11.11% are attending Boston University
Are you currently working for pay right now?	85.29% said they are employed 78.43% said they were employed "full-time"
What type of organization is your primary employment?	41.18% said "Private for-profit" 14.12% said "Elementary or secondary education (public or private)"
Location of employment?	82.14% said "Massachusetts"
What is your approximate annual salary?	36.47% said "\$40,000-\$59,999" 16.48% said "\$60,000-79,999"
Have you obtained a position of leadership?	32.56% said "Yes"
Is your current position related to your field of study?	79.07% said their job is related to their major
How much did FSU contribute to the knowledge and skills required at that position?	68.60% said FSU contributed either significantly or moderately

Indicate your level of agreement concerning whether FSU lived up to your expectations in the following areas:

Question	Strongly Disagree	Disagree	Neutral	Agree	Strongly Agree	Total
The academic reputation of FSU	0.00% 0	0.96% 1	16.35% 17	63.46% 66	19.23% 20	100% 104
FSU's graduates obtain good jobs	1.94% 2	9.71% 10	29.13% 30	48.54% 50	10.68% 11	100% 103
The small class size	0.00% 0	0.98% 1	11.76% 12	44.12% 45	43.14% 44	100% 102
The academic rigor of your program	0.00% 0	4.90% 5	14.71% 15	52.94% 54	27.45% 28	100% 102
The personal attention you received	0.98% 1	9.80% 10	10.78% 11	47.06% 48	31.37% 32	100% 102
The faculty/staff cared about your success	0.00% 0	11.65% 12	12.62% 13	37.86% 39	37.86% 39	100% 103

Check all of the activities below which you regarded as important aspects of your undergraduate experience:

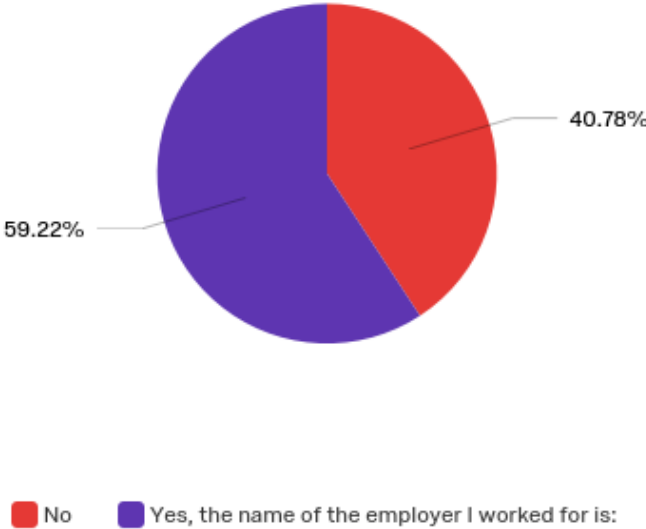


Answer	Percent of Cases*	Response Count
Clubs/Organizations/Student Government	56.10%	46
On-Campus Job	45.12%	37
Honor Society/Societies	41.46%	34
Leadership Experience(s)	35.37%	29
Community Service	23.17%	19
Study/Work Abroad	18.29%	15
Intercollegiate Athletics	13.41%	11
Other (please specify)	10.98%	9
Total		82

Other (please specify) - Text
Campus life
Academic support
I did not do any activities or work at FSU because I worked full time while attending school to pay my tuition
The Professors!
Internships
None
Off campus job
Sports

*Percent of Cases (Number of times the factor was selected divided by the number of respondents that answered the question)

Did you complete an internship and/or practicum while enrolled at FSU?

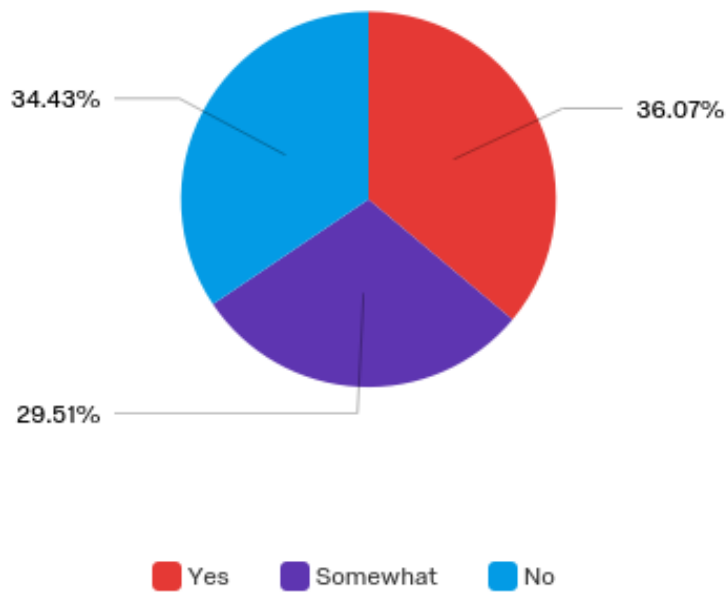


Answer	Response Percent	Response Count
No	40.78%	42
Yes, the name of the employer I worked for is:	59.22%	61
Total	100%	103

Yes, the name of the employer I worked for is:
99 restaurants
Acton Boxborough Regional School District
Acton-Boxborough Public Schools
Acton-Boxborough Regional School District
Arlington Public Schools
Art because breast cancer foundation
Call2Talk
Christa McAuliffe Center
Clay put Hill School
Concord Foods
Criterion Child Enrichment
Criterion child Framingham
DCF
Department of Homeland Security
Dunkin' Brands & EMC (now Dell EMC)
Earth Friends
ECAF, Early Childhood Education Framingham
Federal Deposit Insurance Agency
First Year Programs
Framingham Town Hall
Framingham/Natick District Court
Innovation Center
JD Communications
Jewish family services
Kansas University
LCI Paper Company
Maggie Inc.
Massachusetts Audubon Society
McAuliffe Center; Admissions Office
MERC
Metropolitan Police Service of DC
MetroWest Economic Research Center
Natick Police Department
Natick Public Schools; Framingham Public Schools; Big Brothers Big Sisters of MetroWest
NGIN
Northboro Public Schools
St. Vincent's Hospital Oncology center
Student teaching for Southboro Public Schools
The Entrepreneur Innovation Center
The Key Program
The Price Center
The Price Center
The school gym, desk attendant
TJX companies
UMass Memorial Medical Center

United States Marshals Service
Wayland Public Schools
Wayland Public Schools
Wayside Youth and family
Woburn Public Schools

Did this internship help you network to employment after graduation?



Answer	Response Percent	Response Count
Yes	36.07%	22
Somewhat	29.51%	18
No	34.43%	21
Total	100%	61

Have you enrolled in a degree program since graduating from FSU?

Answer	Response Percent	Response Count
No	71.57%	73
Yes	28.43%	29
Total	100%	102

Which type of program are you enrolled in?

Answer	Response Percent	Response Count
Master's Degree	82.76%	24
Second Bachelor's Degree	6.90%	2
Certificate	3.45%	1
Doctoral Degree (Ph.D., Ed.D., etc)	3.45%	1
Professional (Law and Medicine)	3.45%	1
Other (please specify)	0.00%	0
Total	100%	29

What is the name of the college or university you are attending and the degree you are completing?

Answer	Response Percent	Response Count
American University	3.70%	1
Masters of Public Anthropology	3.70%	1
Bay Path University	7.41%	2
Applied Behavior Analysis	3.70%	1
Master's Higher Education Administration	3.70%	1
Boston University	11.11%	3
Master of City Planning	3.70%	1
Masters of Arts in Psychology	3.70%	1
Ph.D. in Chemistry	3.70%	1
Bunker Hill Community College	3.70%	1
Cardiac Sonography	3.70%	1
Endicott College	3.70%	1
Moderate Disabilities PreK-8	3.70%	1
Fitchburg State University	3.70%	1

Special Education- Severe Disabilities	3.70%	1
Framingham State University	11.11%	3
Counseling	3.70%	1
M.Ed. Moderate Special Needs	3.70%	1
M.Ed. TESL	3.70%	1
Lasell College	7.41%	2
Marketing	3.70%	1
Masters Sports Management	3.70%	1
Lesley University	7.41%	2
Counseling Psychology	3.70%	1
Math Education	3.70%	1
Merrimack College	7.41%	2
M.Ed. in Higher Education	3.70%	1
Master of Education	3.70%	1
Northeastern University	3.70%	1
Masters in Special Education	3.70%	1
Regis College	3.70%	1
BSN	3.70%	1
Rivier University	3.70%	1
Masters of Science - Psychiatric Nurse Practitioner	3.70%	1
Salem State University	3.70%	1
Masters of Education - Higher Education Student Affairs	3.70%	1
Salem State University	3.70%	1
Higher Education in Student Affairs	3.70%	1
Simmons College	3.70%	1
Masters of Science	3.70%	1
UMass Dartmouth	3.70%	1
Management Information Systems	3.70%	1
UMass Lowell	3.70%	1
Public Health	3.70%	1
Valparaiso University Law School	3.70%	1
Juris Doctor	3.70%	1
Total	100%	27

Are you currently working for pay right now?

Answer	Response Percent	Response Count
Yes, employed full-time	78.43%	80
Yes, employed part-time	6.86%	7
No, looking for work	5.88%	6
No, full-time student	2.94%	3
No, Other (please specify)	2.94%	3
No, volunteer	1.96%	2
No, raising a family	0.98%	1
No, retired	0.00%	0
No, part-time student	0.00%	0
No, unpaid internship	0.00%	0
Total	100%	102

Other (please specify)
Founder of Local Nonprofit [redacted]
Retired RN
I did work of Bank of America but realized it wasn't for me so left and now working flex hours at Macy's while job searching.

What type of organization is your primary employment? Choose the one best answer.

Answer	Response Percent	Response Count
Private for-profit corporation/company/group practice	41.18%	35
Elementary or secondary education (public or private)	14.12%	12
Private non-profit organization (except education and international organizations)	12.94%	11
State and local government, institution or agency (except education)	8.24%	7
Higher Education (public or private)	4.71%	4
International organization in the US	4.71%	4
Federal government (except military)	4.71%	4
Other (please specify)	4.71%	4
Self-employed in own business or professional non-group practice	2.35%	2
U.S. Military	2.35%	2
International organization outside of the US	0.00%	0
Total	100%	85

Other (please specify)
Insurance
Early childcare
Federal District Court
Retail

What is the name of the firm or organization and the title of your position?

Answer	Response Percent	Response Count
110 Grill	1.22%	1
Marketing Manager	1.22%	1
Advances Learning Center	1.22%	1
Behavior Interventionist	1.22%	1
Adventist Health Care Systems	1.22%	1
Team Leader	1.22%	1
Apex Systems	1.22%	1
Recruiter	1.22%	1
Ascentria Care Alliance	1.22%	1
Gift Processor	1.22%	1
Assumption College	1.22%	1
Assistant Director	1.22%	1
Barrett Planning Group, LLC.	1.22%	1
Community Planner	1.22%	1
Black Diamond Networks	1.22%	1
Account Executive	1.22%	1
Brightside for Families and Children	1.22%	1
Clinician	1.22%	1
Broder Productions	1.22%	1
Production Coordinator	1.22%	1
Bulbs.com	1.22%	1
Senior Graphic Designer	1.22%	1
Cobblestone Financial Services	1.22%	1
Case Manager	1.22%	1
Columbia Gas	1.22%	1
Restoration Clerk	1.22%	1
Constant Contact/ Endurance International Group	1.22%	1
VOC Associate Program Manager	1.22%	1
Couch Guy Sports	1.22%	1
Writer	1.22%	1
Dana-Farber Cancer Institute	1.22%	1
Clinical Assistant	1.22%	1

Dell EMC	1.22%	1
Advisor, Storage Solutions Marketing	1.22%	1
Direct Auto Mall	1.22%	1
Marketing Director	1.22%	1
DTA	1.22%	1
SNAP Social Worker	1.22%	1
East Windsor Public Schools	1.22%	1
Paraprofessional	1.22%	1
Elan Artists	1.22%	1
Freelance Assistant Costume Designer	1.22%	1
Federal Deposit Insurance Corporation	1.22%	1
Bank Examiner	1.22%	1
Five Star Senior Living	2.44%	2
Benefits Coordinator	1.22%	1
Payroll Coordinator	1.22%	1
Framingham Housing Authority	1.22%	1
Finance Manager	1.22%	1
Franklin Town and Schools	1.22%	1
Network Administrator	1.22%	1
FSU bookstore	1.22%	1
Key Holder	1.22%	1
Gaithersburg City Police Department	1.22%	1
Police Officer Candidate	1.22%	1
General Assembly	1.22%	1
Senior Software Engineer	1.22%	1
Glossa Engineering	1.22%	1
Instrument Operator / Draftsman	1.22%	1
Gorton's Inc	1.22%	1
Research and Development Food Scientist	1.22%	1
Granite Telecommunications	1.22%	1
ADS Provisioning	1.22%	1
Hampshire Regional High School	1.22%	1
Paraeducator	1.22%	1
Harbor Health Services	1.22%	1
WIC Nutritionist	1.22%	1
Horizons for Homeless Children	1.22%	1
Program and Volunteer Manager	1.22%	1
Hudson Public Schools	1.22%	1
Reading Paraeducator	1.22%	1
Local 103 Electrical Union	1.22%	1
Apprentice Electrician	1.22%	1

LUK	1.22%	1
MIS Support	1.22%	1
Lynn Community Health Center	2.44%	2
WIC Nutritionist	2.44%	2
Marlborough Public Schools	1.22%	1
Fifth Grade Teacher	1.22%	1
Mass Movement	1.22%	1
Accountant	1.22%	1
Massachusetts Audubon Society	1.22%	1
Teacher-Naturalist	1.22%	1
Merrimack College	1.22%	1
First Year Experience Specialist & Academic Success Coach	1.22%	1
MetroWest Medical Center	1.22%	1
Registered Nurse	1.22%	1
Milford Regional Medical Center	2.44%	2
Labor and Delivery RN	1.22%	1
Registered Nurse	1.22%	1
MIT Lincoln Laboratory	1.22%	1
Assistant Team Lead	1.22%	1
Natick Solider Systems Center	1.22%	1
Physical Scientist	1.22%	1
New Covenant School	1.22%	1
Third Grade Teacher	1.22%	1
New England Center for Children	1.22%	1
Teacher/case manager	1.22%	1
New Perspective	1.22%	1
Inbound Marketing Consultant	1.22%	1
Newton Public Schools	1.22%	1
Grade 5 Teacher	1.22%	1
Northeasten	1.22%	1
Program Coordinator	1.22%	1
Organization not Listed	6.10%	5
Business Analyst	1.22%	1
Business Manager	1.22%	1
Grade 5 Teacher	1.22%	1
Infant teacher	1.22%	1
Tutor	1.22%	1
Potter Road School	1.22%	1
Special Education Assistant Teacher	1.22%	1
Quicktest/Heakin	1.22%	1
Regional Manager	1.22%	1

Regis College	1.22%	1
Academic Coach	1.22%	1
RI Department of Health	1.22%	1
Principal Training Development Specialist	1.22%	1
Sodexo	1.22%	1
Clinical Dietitian	1.22%	1
Southborough Public Schools	1.22%	1
Education Support Professional	1.22%	1
St Patrick's Manor	1.22%	1
Registered Dietitian	1.22%	1
Staples	2.44%	2
Marketing Project Manager	1.22%	1
Senior Category Merchant	1.22%	1
State Farm	1.22%	1
Claims Associate	1.22%	1
Sterling group / Jared Jewelers	1.22%	1
Jeweler	1.22%	1
Telamon Insurance	1.22%	1
Client Care Team Support Specialist	1.22%	1
Tesaro	1.22%	1
Operations Specialist	1.22%	1
The Greenfield Recorder	1.22%	1
Reporter	1.22%	1
TJX companies	2.44%	2
Admin	1.22%	1
Product Development Specialist	1.22%	1
U.S Navy	1.22%	1
Electronics Technician 3rd class Petty Officer	1.22%	1
United States District Court for the Northern District of Indiana, Hammond Division	1.22%	1
Law Clerk	1.22%	1
United States Government	1.22%	1
Software Engineer	1.22%	1
Watchusett Regional School District	1.22%	1
Paraprofessional	1.22%	1
WIC Food and Nutrition Program	1.22%	1
Nutritionist	1.22%	1
Wood plc	1.22%	1
Water treatment specialist	1.22%	1
Worcester Public Schools	1.22%	1
Substitute Teacher	1.22%	1
Total	100%	82

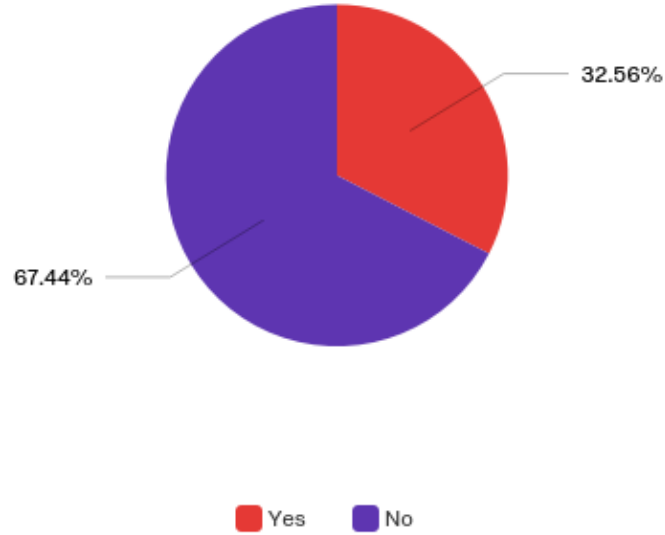
Location:

Answer	Response Percent	Response Count
Massachusetts	82.14%	69
CT, RI, VT, ME, or NH	4.76%	4
Other U.S. Location	11.90%	10
Outside U.S.	1.19%	1
Total	100%	84

What is your appropriate annual salary range?

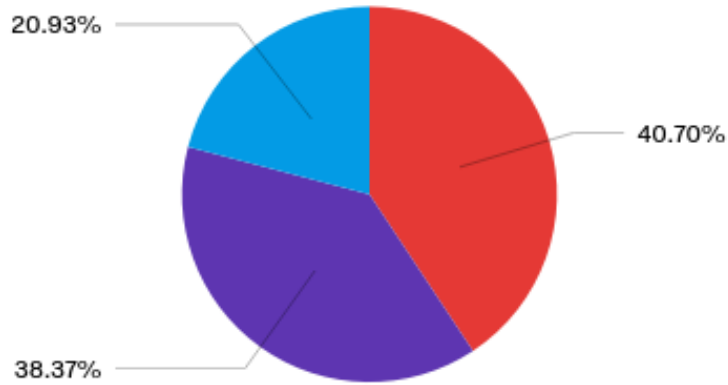
Answer	Response Percent	Response Count
Below \$ 30,000	15.29%	13
\$30,000 - \$39,999	21.18%	18
\$40,000 - \$49,999	17.65%	15
\$50,000 - \$59,999	18.82%	16
\$60,000 - \$69,999	8.24%	7
\$70,000 - \$79,999	8.24%	7
\$80,000 - \$89,999	7.06%	6
\$90,000- \$99,999	0.00%	0
100,000+	3.53%	3
Total	100%	85

Have you attained a leadership position at your current job?



Answer	Response Percent	Response Count
Yes	32.56%	28
No	67.44%	58
Total	100%	86

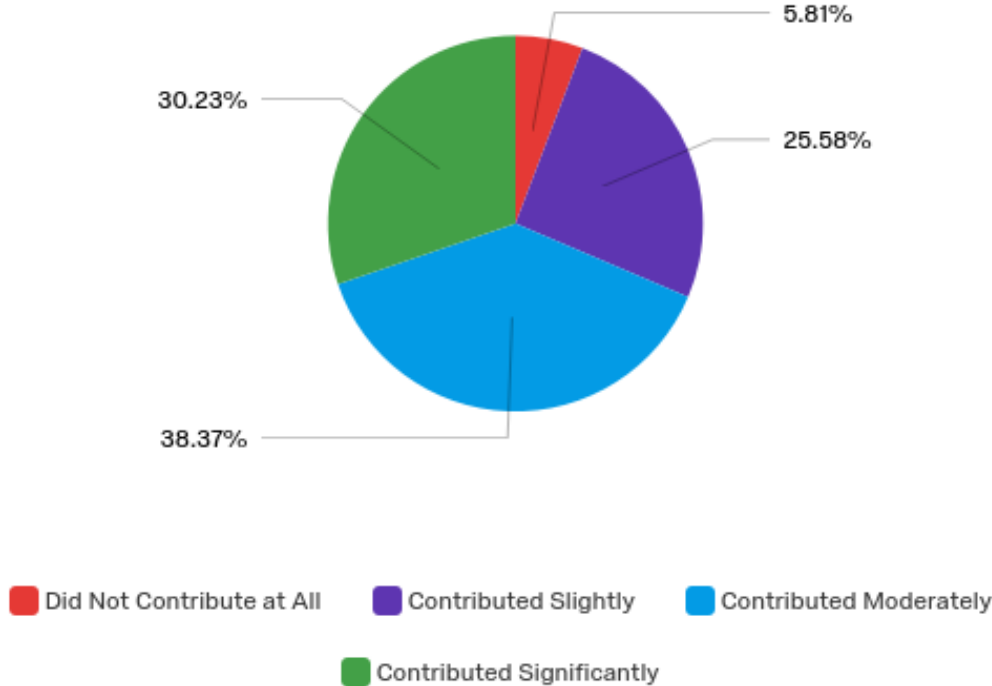
Is your current position related to your undergraduate field(s) of study?



■ Yes, same field as major(s)
 ■ Yes, somewhat related to major(s)
 ■ No, not related

Answer	Response Percent	Response Count
Yes, same field as major(s)	40.70%	35
Yes, somewhat related to major(s)	38.37%	33
No, not related	20.93%	18
Total	100%	86

Overall, how much has FSU contributed to the knowledge and skills required at your current position?



Answer	Response Percent	Response Count
Did Not Contribute at All	5.81%	5
Contributed Slightly	25.58%	22
Contributed Moderately	38.37%	33
Contributed Significantly	30.23%	26
Total	100%	86

**Indicate the degree to which FSU contributed to your knowledge/skills/abilities
in...**

Question	Did Not Contribute at All	Slightly Contributed	Somewhat Contributed	Generally Contributed	Total
Apply concepts from your major in problem solving or work projects	6.25% 6	18.75% 18	34.38% 33	40.63% 39	100% 96
Apply methods from your major (experimentation, analysis, programming, etc) in problem solving or work projects	13.98% 13	16.13% 15	36.56% 34	33.33% 31	100% 93
Use information technology correctly and productively as part of professional work	10.99% 10	17.58% 16	40.66% 37	30.77% 28	100% 91
Make clear formal presentations that fit audience interests	11.90% 10	13.10% 11	27.38% 23	47.62% 40	100% 84
Write clearly and concisely	4.30% 4	9.68% 9	26.88% 25	59.14% 55	100% 93
Critical thinking in addressing issues	6.52% 6	9.78% 9	30.43% 28	53.26% 49	100% 92
Use quantitative data and reasoning to support decision making	10.00% 8	16.25% 13	46.25% 37	27.50% 22	100% 80
Solve complex problems in logical, methodical manner	5.75% 5	17.24% 15	40.23% 35	36.78% 32	100% 87
Develop creative, innovative ideas in work projects	6.82% 6	11.36% 10	37.50% 33	44.32% 39	100% 88
Function effectively as a member of a team	7.53% 7	8.60% 8	31.18% 29	52.69% 49	100% 93
Function effectively in ethnically/culturally diverse environments	10.99% 10	9.89% 9	30.77% 28	48.35% 44	100% 91
Engage life-long learning through formal programs or independent learning	10.34% 9	13.79% 12	31.03% 27	44.83% 39	100% 87
Find/Utilize a variety of informational resources needed for a project	13.33% 12	12.22% 11	35.56% 32	38.89% 35	100% 90
Meet professional / ethical responsibilities	9.89% 9	9.89% 9	24.18% 22	56.04% 51	100% 91
Proactively plan for your career	19.78% 18	17.58% 16	23.08% 21	39.56% 36	100% 91
Actively participate as a local and national citizen	19.10% 17	22.47% 20	22.47% 20	35.96% 32	100% 89

Please indicate your major at the time of graduation from FSU.

Answer	Response Percent	Response Count
Psychology	12.63%	12
Sociology	9.47%	9
Food and Nutrition	9.47%	9
Communication Arts	9.47%	9
Business Administration	7.37%	7
Elementary Education	7.37%	7
English	6.32%	6
Criminology	6.32%	6
Nursing	5.26%	5
Fashion Design and Retailing	3.16%	3
Geography	3.16%	3
Liberal Studies	3.16%	3
Business & Information Technology	3.16%	3
Environmental Science & Policy	2.11%	2
Marketing	2.11%	2
History	2.11%	2
Early Childhood Education	1.05%	1
Computer Science	1.05%	1
Chemistry	1.05%	1
Food Science	1.05%	1
Biology	1.05%	1
Mathematics	1.05%	1
Accounting	1.05%	1
Total	100%	95

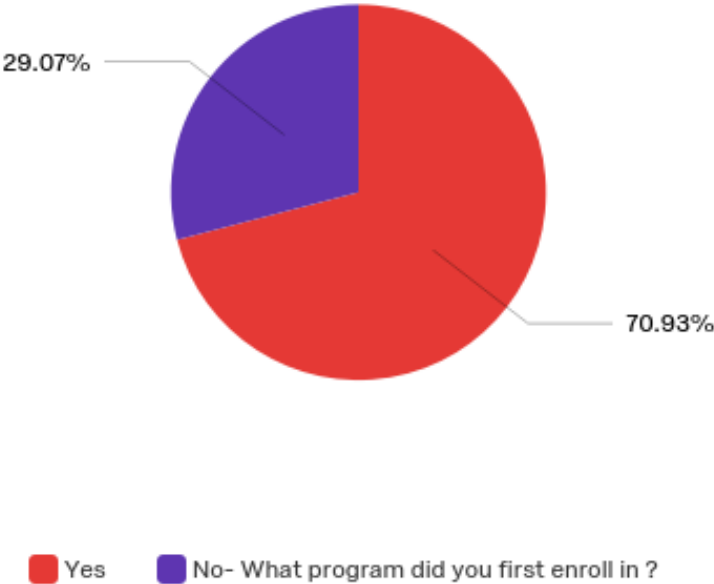
Please indicate your secondary major (if applicable) at the time of graduation from FSU.

Answer	Response Percent	Response Count
Psychology	42.86%	3
English	28.57%	2
Criminology	14.29%	1
History	14.29%	1
Total	100%	7

Please indicate your minor (if applicable) at the time of graduation from FSU.

Answer	Response Percent	Response Count
Psychology Minor	17.02%	8
Business Administration Minor	14.89%	7
Sociology Minor	12.77%	6
Biology Minor	8.51%	4
Economics Minor	8.51%	4
English Minor	6.38%	3
History Minor	4.26%	2
Spanish Minor	4.26%	2
Studio Art Minor	4.26%	2
Art History Minor	2.13%	1
Communication Arts Minor	2.13%	1
Diversity Studies Minor	2.13%	1
Food Science Minor	2.13%	1
Geography Minor	2.13%	1
Information Technology Minor	2.13%	1
Mathematics Minor	2.13%	1
Political Science Minor	2.13%	1
Writing Minor	2.13%	1
Total	100%	47

Was the primary major you listed the first you enrolled in at FSU?

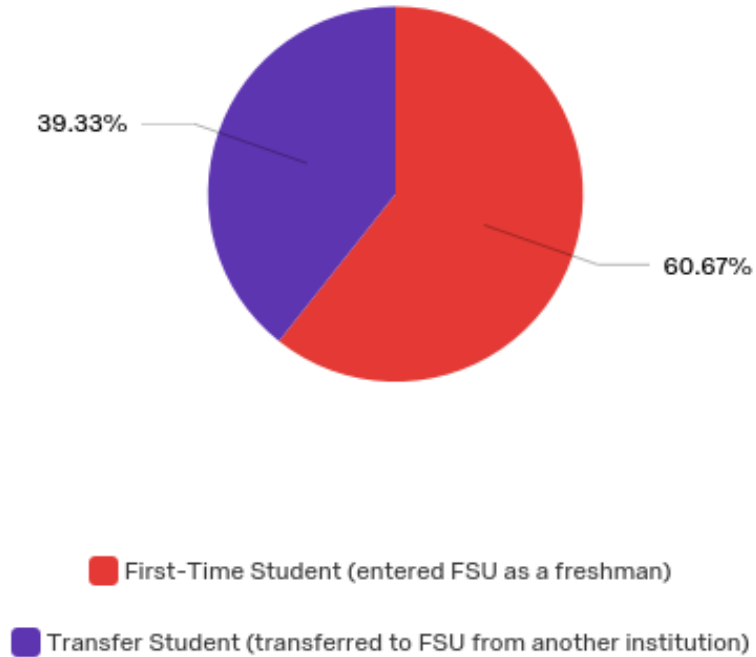


Answer	Response Percent	Response Count
Yes	70.93%	61
No- What program did you first enroll in?	29.07%	25
Total	100%	86

If no, what program did you first enroll in?

Answer	Response Percent	Response Count
Business Administration	18.18%	4
Undeclared	18.18%	4
Education	13.64%	3
English	13.64%	3
Psychology	13.64%	3
Fashion Design and Retailing	9.09%	2
Criminology	4.55%	1
Food and Nutrition	4.55%	1
History	4.55%	1
Total	100%	86

What was your classification upon entering FSU? Please check one:



Answer	Response Percent	Response Count
First-Time Student (entered FSU as a freshman)	60.67%	54
Transfer Student (transferred to FSU from another institution)	39.33%	35
Total	100%	89

What is your racial background?

Answer	Response Percent	Response Count
White	85.39%	76
Asian	6.74%	6
Black/African American	3.37%	3
Hispanic	3.37%	3
Two or more races	1.12%	1
American Indian/Alaskan Native	0.00%	0
Cape Verdean	0.00%	0
Native Hawaiian/Other Pacific Islander	0.00%	0
Total	100%	89

Gender:

Answer	Response Percent	Response Count
Woman	68.89%	62
Man	30.00%	27
Transgender Woman	0.00%	0
Transgender Man	0.00%	0
Gender Fluid, Gender Non-Conforming. Gender Non-Binary	0.00%	0
Prefer to Self-Describe	0.00%	0
Prefer Not to Answer	1.11%	1
Total	100%	90