



Framingham State University

Office of Institutional Research

2017-2018 Post-Graduation Placement Survey

Total Respondents: 186

September 2019

Table of Contents

Executive Summary.....	3
Have you enrolled in a certificate, graduate or professional degree program since graduating from Framingham State University?.....	4
Which type of program are you enrolled in?.....	5
What is the name of the college or university you are attending and the degree you are completing?.....	6
Are you currently working for pay right now?.....	8
What type of organization is your primary employment?	9
What is the name of the firm or organization and the title of your position?	10
Location.....	17
What is your approximate annual salary range?	18
How long have you been employed by your current employer?	19
Is your current position related to your field(s) of study?.....	20
Overall, how much has FSU contributed to the knowledge and skills required at your current position?.....	21
While enrolled at FSU would you have considered yourself an "actively involved" student outside of the classroom?	22
Did you complete an internship and/or practicum while enrolled at FSU?	23
Did this internship help you network to employment after graduation?	26
Overall, how satisfied were you with the career assistance/programs and resources made available to you through the Office of Career Services and Employer Relations at FSU?	27
Please indicate your major at the time of graduation from FSU.	28
Please indicate your secondary major (if applicable) at the time of graduation from FSU.....	29
Please indicate your minor (if applicable) at the time of graduation from FSU.	29
Please indicate your secondary minor (if applicable) at the time of graduation from FSU.	30
Was the primary major you listed the first you enrolled in at FSU?.....	31
What was your classification upon entering FSU?.....	33
What is your racial background?	34
Gender:	34
Do you identify as transgender?.....	34

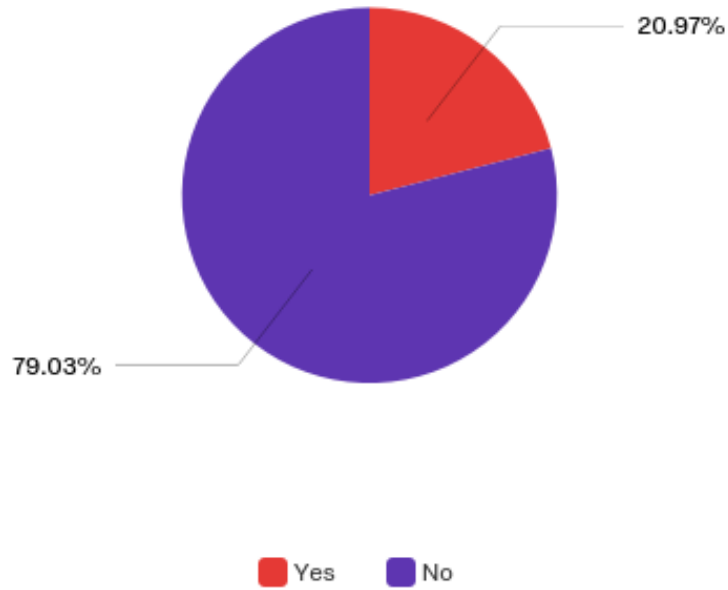


Executive Summary

General Information	
Was your program of study what you first enrolled in at FSU?	75.00% said "Yes"
What was your classification upon entering FSU?	56.60% said "First-Time Student"
While enrolled at FSU, would you have considered yourself "actively involved" outside the classroom?	68.86% said "Somewhat" or "Yes"
Education	
Have you enrolled in a degree program since graduating from FSU?	20.97% said "Yes"
Which type of program are you enrolled in?	69.23% of respondents enrolled in a degree program are earning a "Master's Degree"
What is the name of the institution you are attending?	25.71% of students enrolled in a degree program said "Framingham State University"
Employment	
Did you complete an internship or practicum while enrolled at FSU?	60.00% said "Yes"
Did the internship help you network to employment after graduation?	70.70% of respondents who completed an internship/practicum said "Somewhat" or "Yes"
Are you currently working for pay right now?	90.66% of respondents are employed 79.12% of respondents are employed full-time
What type of organization is your primary employment?	41.25% said "Private for-profit" 13.75% said "Private non-profit" 13.13% said "Elementary or secondary education (public or private)"
Location of employment?	93.46% said "Massachusetts"
What is your approximate annual salary?	26.66% said under \$30,000 44.00% said between \$30,000-\$49,000
How long have you been employed by your current employer	54.97% said "Four to twelve months" 32.45% said " Over a year"
Is your current position related to your field of study?	71.81% said "Yes, same field as major(s)" or "Yes, somewhat related to major(s)"



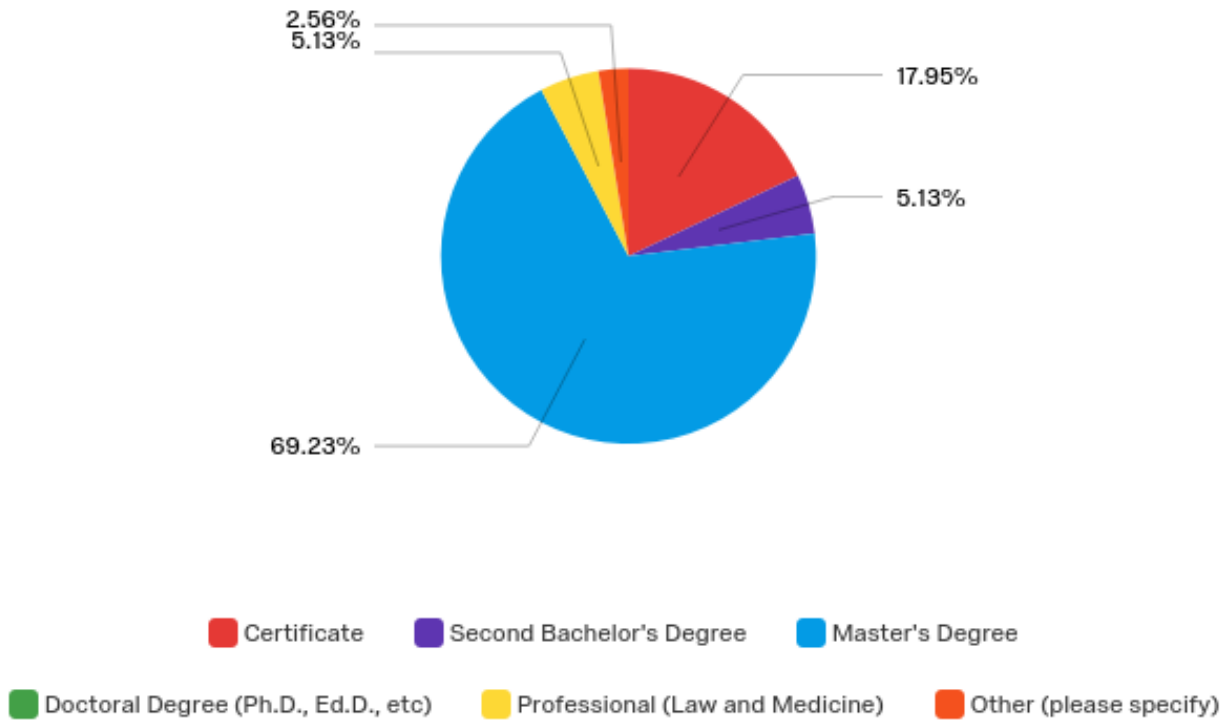
Have you enrolled in a certificate, graduate or professional degree program since graduating from Framingham State University?



Answer	Response Percent	Response Count
Yes	20.97%	39
No	79.03%	147
Total	100%	186



Which type of program are you enrolled in?



Answer	Response Percent	Response Count
Master's Degree	69.23%	27
Certificate	17.95%	7
Second Bachelor's Degree	5.13%	2
Professional (Law and Medicine)	5.13%	2
Other (please specify)	2.56%	1
Doctoral Degree (Ph.D., Ed.D., etc)	0.00%	0
Total	100%	39

Other (please specify)
Bachelor's Degree

What is the name of the college or university you are attending and the degree you are completing?

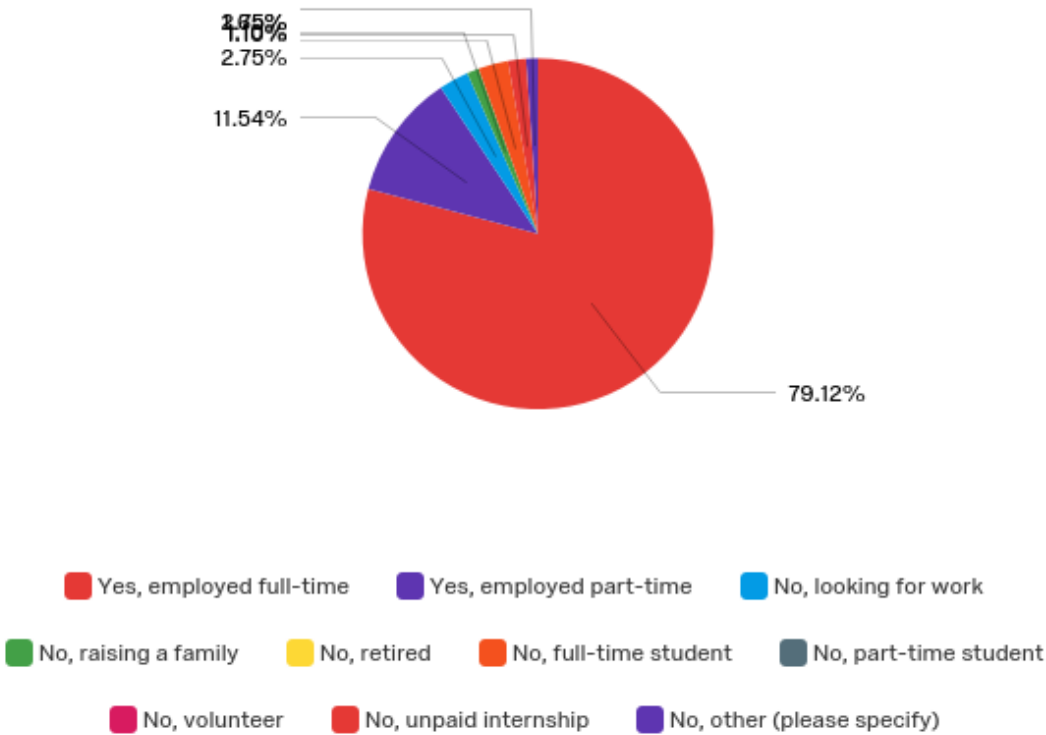
Name of Institution	Response Percent	Response Count
Auburn University	2.86%	1
MBA	2.86%	1
Bay Path University	2.86%	1
Applied Behavior Analysis	2.86%	1
Boston College	2.86%	1
MSW	2.86%	1
Boston University	5.71%	2
Masters of Arts in Teaching	2.86%	1
Master's in Social Work	2.86%	1
Certified Financial Planner	2.86%	1
CFP	2.86%	1
Clark University	2.86%	1
Master's in Teaching	2.86%	1
Framingham State University	25.71%	9
Biology: pre-health/ B.S.	2.86%	1
Certified Financial Planning	2.86%	1
Educational Technology	2.86%	1
Master of Arts in English	2.86%	1
Master of Education, secondary	2.86%	1
Nursing concentration in Leadership and Management	2.86%	1
Nutrition and Wellness	2.86%	1
Public Administration	2.86%	1
Secondary Education	2.86%	1
Lasell College	5.71%	2
Communications, concentration in Public Relations	2.86%	1
HR Management	2.86%	1
Massbay Community College	2.86%	1
EMT Program	2.86%	1
Merrimack College	5.71%	2
Master of Education in Moderate Disabilities	2.86%	1
Master of Higher Education	2.86%	1
North Caroline Central University	2.86%	1
Master's in Social Work	2.86%	1
Northeastern University	2.86%	1
Special Education	2.86%	1
Regis College	2.86%	1
Master's in Nursing, Psychiatric Mental Health Nurse Practitioner	2.86%	1
Roger Williams University School of Law	2.86%	1
Juris Doctor	2.86%	1



School of Fashion	2.86%	1
Bachelors of Science in Fashion Merchandising	2.86%	1
Simmons University	2.86%	1
Nutrition and Health Promotion	2.86%	1
Southern New Hampshire University	2.86%	1
MBA	2.86%	1
Suffolk University Law School	2.86%	1
Juris Doctor	2.86%	1
University of Massachusetts – Lowell	2.86%	1
Certificate in Design	2.86%	1
Uppsala University	2.86%	1
International Humanitarian Action	2.86%	1
Westfield State University	5.71%	2
Masters of Education, moderate needs prek-8	2.86%	1
Masters in Counseling	2.86%	1
William James College	2.86%	1
Masters in Organizational Psychology, concentration in talent management	2.86%	1
Institution not listed	2.86%	1
Illustration		1
Total	100%	35



Are you currently working for pay right now?



Answer	Response Percent	Response Count
Yes, employed full-time	79.12%	144
Yes, employed part-time	11.54%	21
No, looking for work	2.75%	5
No, raising a family	1.10%	2
No, retired	0.00%	0
No, full-time student	2.75%	5
No, part-time student	0.00%	0
No, volunteer	0.00%	0
No, unpaid internship	1.65%	3
No, other (please specify)	1.10%	2
Total	100%	182

No, other (please specify)
self-employed
Started my own business



What type of organization is your primary employment?

Answer	Response Percent	Response Count
Private for-profit corporation/company/group practice	41.25%	66
Private non-profit organization (except education and international organizations)	13.75%	22
Other (please specify)	13.75%	22
Elementary or secondary education (public or private)	13.13%	21
International organization in the US	6.25%	10
State and local government, institution or agency (except education)	5.63%	9
Higher Education (public or private)	3.75%	6
Self-employed in own business or professional non-group practice	1.88%	3
Federal government (except military)	0.63%	1
International organization outside of the US	0.00%	0
U.S. Military	0.00%	0
Total	100%	160

Other (please specify)
Retail
Call center
Autism Behavioral Center- working with clients ages 3 and up with ASD.
Retail manager
IT
National Benefits Organization
Hospital
CVS Pharmacy
Retail
Retailer
Early childhood education
Retail
Retail
Restaurant
Investment Company
Retailer
nanny



What is the name of the firm or organization and the title of your position?

Answer	Response Percent	Response Count
AdDaptive Intelligence	0.68%	1
Account Manager	0.68%	1
Alkermes	0.68%	1
Patient Assistance Services	0.68%	1
ALKU	0.68%	1
Regional Training Center Manager	0.68%	1
Alnylam Pharmaceuticals	0.68%	1
QC Analyst	0.68%	1
Apple	1.37%	2
Product Zone Specialist	0.68%	1
Specialist	0.68%	1
Arc of the Triangle	0.68%	1
Help Support Professional	0.68%	1
At Home	0.68%	1
Customer Service Specialist	0.68%	1
Atrius Health	0.68%	1
Population Management Coordinator	0.68%	1
Autism Behavioral Center	0.68%	1
Behavior Technician	0.68%	1
Avivia Care	0.68%	1
HR Coordinator	0.68%	1
Bake'n Joy Foods	0.68%	1
Research and Development Technician	0.68%	1
Beacon Communities LLC	0.68%	1
Talent Management Strategist	0.68%	1
Beth Israel Lahey Health	0.68%	1
Certifies Pharmacy Technician	0.68%	1
Big Sisters Association of Boston	0.68%	1
Coordinator of Site-Based Mentoring	0.68%	1
BJ's Wholesale Club	0.68%	1
Market Analyst	0.68%	1
Blue Mango	0.68%	1
Assistant Manager	0.68%	1
Boston Children's Hospital	0.68%	1
Sr Admin Associate	0.68%	1
Boston College High School	0.68%	1
Director	0.68%	1
Boston Financial Management	0.68%	1
Administrative Coordinator	0.68%	1
Boston Medical Center	0.68%	1
Staff Nurse	0.68%	1



BWL Partners	0.68%	1
Operations Manager	0.68%	1
C Space	0.68%	1
Software Engineer	0.68%	1
Care.com	0.68%	1
Graphic Designer	0.68%	1
Chelsea PD	0.68%	1
Patrol Officer	0.68%	1
Children's Friends and Family	0.68%	1
Therapeutic Training and Support	0.68%	1
City of Boston	0.68%	1
Fire Lieutenant	0.68%	1
City of Newton	0.68%	1
Compliance Coordinator	0.68%	1
College Advising Corps – Boston University	0.68%	1
College Advisors	0.68%	1
Commonwealth Financial Network	0.68%	1
Transfer of Assets Analyst	0.68%	1
Coverys	0.68%	1
Underwriter	0.68%	1
Crossroads	0.68%	1
Outreach Associate	0.68%	1
CVS	1.37%	2
Front Store Associate	0.68%	1
Shift Supervisor	0.68%	1
David's Tea	0.68%	1
Store Manager	0.68%	1
DCF	0.68%	1
Social Worker	0.68%	1
Dedham Public Schools	0.68%	1
Paraprofessional	0.68%	1
Definitive Healthcare	0.68%	1
Research Analyst	0.68%	1
DSW	0.68%	1
Sales Associate	0.68%	1
Enterprise rent-a-car	0.68%	1
Management Assistant	0.68%	1
Extreme Reach	0.68%	1
Finance Associate, Cash Applications	0.68%	1
Fallon Ambulance Service	0.68%	1
Emergency Medical Technician	0.68%	1
Fisher College	0.68%	1
Resident Director and Student Activities Coordinator	0.68%	1
Foxborough High School	0.68%	1
English Teacher	0.68%	1
Framingham State University	1.37%	2



Accountant	0.68%	1
Clerk IV	0.68%	1
Francesca's	0.68%	1
Stylist	0.68%	1
G F Sprague and Company Inc.	0.68%	1
Production Manager	0.68%	1
Granite Telecommunications	0.68%	1
IT Monitor	0.68%	1
Greenfield Public Schools	0.68%	1
Instructional Assistant	0.68%	1
Health Imperatives	0.68%	1
Nutritionist	0.68%	1
Henry Whittemore Library	0.68%	1
Library Assistance II	0.68%	1
Holyoke Public Schools	0.68%	1
Office Manager	0.68%	1
Hopedale Junior Senior High School	0.68%	1
Bridge Program Academic Coordinator / ABA Tech	0.68%	1
Indian Head Elementary	0.68%	1
Instructional Aide	0.68%	1
Infinex Investments	0.68%	1
Financial Advisor	0.68%	1
International Centre for Missing and Exploited Children	0.68%	1
Graphic Design and Marketing Coordinator	0.68%	1
Jack Abby	0.68%	1
Server	0.68%	1
Jenny Craig	0.68%	1
Nutrition Consultant	0.68%	1
Kipp	0.68%	1
Teacher	0.68%	1
Lahey Hospital	0.68%	1
Nursing Assistant	0.68%	1
Lawrence General Hospital	0.68%	1
Spanish Medical Interpreter	0.68%	1
Leonardo DRS PTI	0.68%	1
Environmental, Health, and Safety Co-op	0.68%	1
Liaison International	0.68%	1
Marketing Coordinator	0.68%	1
Liberty Mutual	0.68%	1
Case Manager	0.68%	1
Licata Risk Advisors	0.68%	1
Administrative Assistant	0.68%	1
Lifetime Fitness	0.68%	1
Supervising Lifeguard	0.68%	1
Lowes Home Improvement	0.68%	1



Overnight Stocker	0.68%	1
M. Gemi	0.68%	1
Client Experience Analyst	0.68%	1
Macy's	0.68%	1
Pricing Lead	0.68%	1
Marlborough Public Schools	0.68%	1
High School Math Teacher	0.68%	1
Marriott International	0.68%	1
Supervisor	0.68%	1
Mashpee Schools	0.68%	1
Substitute Teacher	0.68%	1
Mass. Commonwealth	0.68%	1
Case Specialist	0.68%	1
Massachusetts General Hospital	1.37%	2
Staff	0.68%	1
Scheduling Specialist	0.68%	1
Massachusetts Trial Court	0.68%	1
Case Specialist	0.68%	1
McLean Hospital	0.68%	1
Clinical Coordinator	0.68%	1
MedStar Ambulance	0.68%	1
EMT	0.68%	1
Medway Public Schools	0.68%	1
Substitute Teacher	0.68%	1
Meeting Place at Riverside Community Care	0.68%	1
Child Access Supervisor	0.68%	1
Menchie's	0.68%	1
Shift Leader	0.68%	1
Metrowest Christian Academy	0.68%	1
Teacher	0.68%	1
Metrowest Medical Center	0.68%	1
RN	0.68%	1
Metrowest YMCA	0.68%	1
Site Director	0.68%	1
Middleborough Public Schools	0.68%	1
In-School Suspension Personal (ESP) Educational Support Staff	0.68%	1
Milford Regional Medical Center	0.68%	1
Certified Nursing Assistant	0.68%	1
Mindtrek	0.68%	1
Service Tech	0.68%	1
MIT	0.68%	1
Technician	0.68%	1
My-Take LLC	0.68%	1
Consumer Insights Analyst	0.68%	1
N/A	0.68%	1



Nanny	0.68%	1
Natick Public Schools	0.68%	1
Fourth-grade Teacher	0.68%	1
NGCC	0.68%	1
Teacher	0.68%	1
ORISE CCDC Soiler Center	0.68%	1
Food Analyst	0.68%	1
Paper Store	1.37%	2
Assistant Buyer	0.68%	1
Operations Manager	0.68%	1
Partners	0.68%	1
Registered Nurse	0.68%	1
Pentucket Regional School District	0.68%	1
Fifth-grade Para educator	0.68%	1
Perficient Digital	0.68%	1
Marketing Assistant	0.68%	1
Performance Physical Therapy	0.68%	1
Communications Specialist	0.68%	1
Pharmalogics	0.68%	1
Executive Recruiter	0.68%	1
Potpourri Group	0.68%	1
Catalog Production Assistance	0.68%	1
Protein House	0.68%	1
Lead Chef	0.68%	1
Quincy Community Action Programs, Inc.	0.68%	1
Nutrition Coordinator	0.68%	1
Retail Business Services, Private Brands	0.68%	1
Label Content Coordinator	0.68%	1
Risman Insurance	0.68%	1
Insurance Consultant	0.68%	1
Riverside Community Care	0.68%	1
Receptionist	0.68%	1
Sayan Marketing	0.68%	1
Owner	0.68%	1
Scribe America	0.68%	1
Medical Scribe	0.68%	1
Senko Advanced Components, Inc.	1.37%	2
Staff Accountant	1.37%	2
Sky High Studios	0.68%	1
Instructor	0.68%	1
Spark Academy Middle School	0.68%	1
Humanities Teacher	0.68%	1
Springwell	0.68%	1
Case Manager	0.68%	1
Staples	2.05%	3
Pricing Analyst	0.68%	1



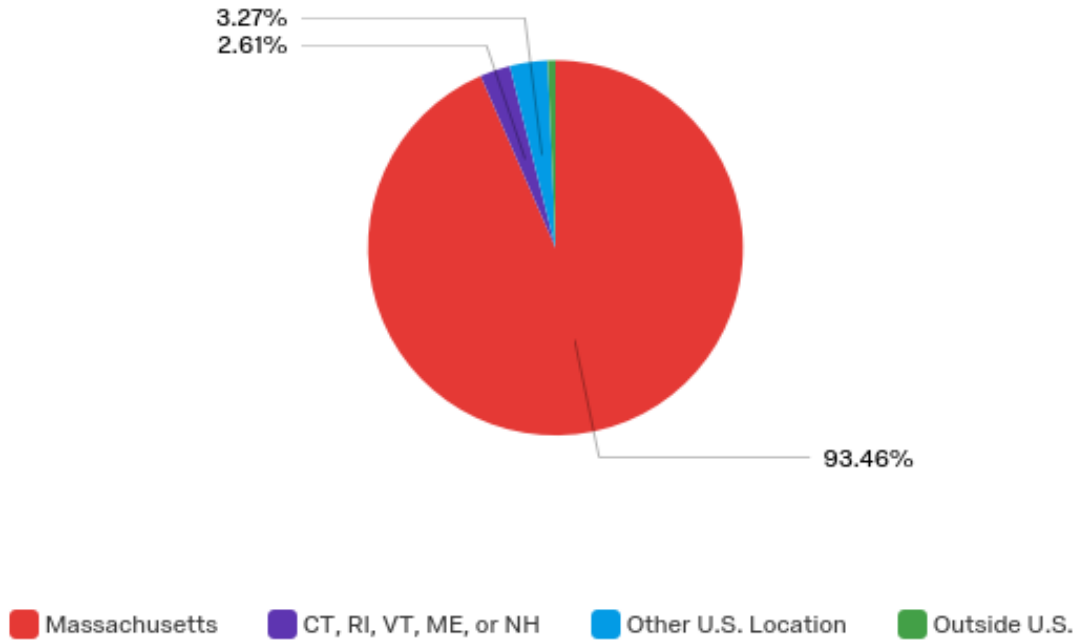
Procurement Operations Specialist	0.68%	1
Sales Associate	0.68%	1
Steam Academy Pre-k	0.68%	1
Teacher Assistant	0.68%	1
StorKoksGruppen Syd Svenska AB	0.68%	1
Salesman, Head of Marketing	0.68%	1
Taft Early Learning Center	0.68%	1
Long term Substitute / Building Support Assistant	0.68%	1
Taunton Public Schools	0.68%	1
Substitute Teacher	0.68%	1
TD Bank	0.68%	1
Teller	0.68%	1
The CM Group	0.68%	1
Assistant Speaker Bureau Manager	0.68%	1
The Key Program, Inc.	0.68%	1
Fundraiser / Event Planner	0.68%	1
The MathWorks	0.68%	1
Desktop Support Technician	0.68%	1
The Mentor Network	0.68%	1
RN Staff Nurse	0.68%	1
Tideworks Technology	0.68%	1
IT Field Engineer	0.68%	1
TJX Companies	2.05%	3
Assistant Content Producer	0.68%	1
Developer	0.68%	1
Merchandise Assistant	0.68%	1
Toyota Research Institute	0.68%	1
Vehicle Operations Specialist	0.68%	1
Uphams Corner Health Center	0.68%	1
Nutritionist	0.68%	1
Vinfen	0.68%	1
Administrative Assistant	0.68%	1
Walden Behavioral Center	0.68%	1
Intake Coordinator	0.68%	1
Wayfair	0.68%	1
NOC Engineer	0.68%	1
Wayside Youth and Family Network	2.05%	3
Counselor	0.68%	1
Intensive Care Coordinator	0.68%	1
Residential Counselor	0.68%	1
Westfield State University	0.68%	1
Outreach Graduate Assistant	0.68%	1
Wellesley College	0.68%	1
Office Manager and Public Speaking Program Coordinator	0.68%	1
West Bridgewater Public Schools	0.68%	1



Instructional Assistant – Enhanced Staffing	0.68%	1
Wipro	0.68%	1
Service Desk Analyst	0.68%	1
WorldAPP	0.68%	1
Business Development Rep.	0.68%	1
Zwicker & Associates, P. C.	0.68%	1
Bankruptcy Manager	0.68%	1
Firm or Organization Not Listed	1.37%	2
Case Manager	0.68%	1
Marketing Specialist	0.68%	1
Total	100%	146



Location:



Answer	Response Percent	Response Count
Massachusetts	93.46%	143
CT, RI, VT, ME, or NH	2.61%	4
Other U.S. Location	3.27%	5
Outside U.S.	0.65%	1
Total	100%	153

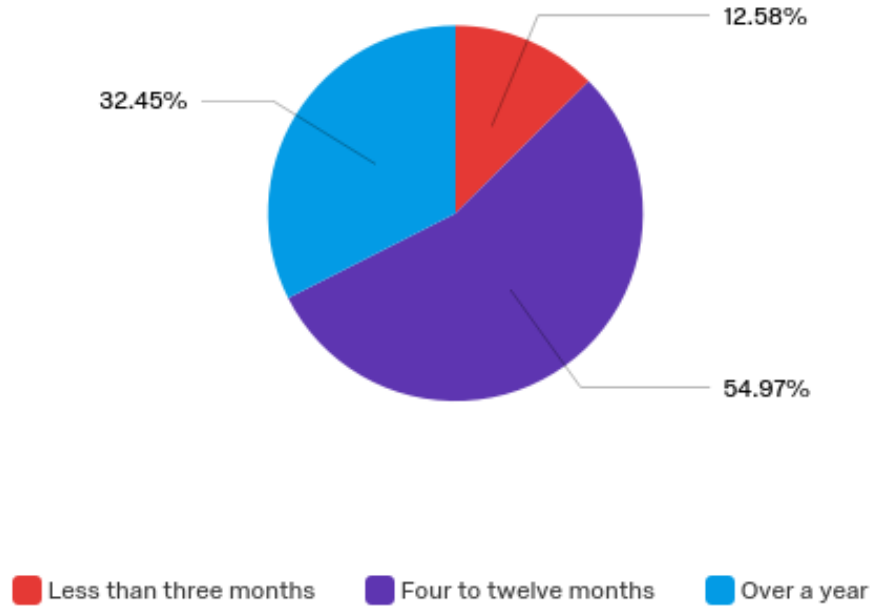


What is your approximate annual salary range?

Answer	Response Percent	Response Count
Below \$ 20,000	11.33%	17
\$20,000 - \$29,999	15.33%	23
\$30,000 - \$39,999	25.33%	38
\$40,000 - \$49,999	18.67%	28
\$50,000 - \$59,999	16.67%	25
\$60,000 and above	12.67%	19
Total	100%	150

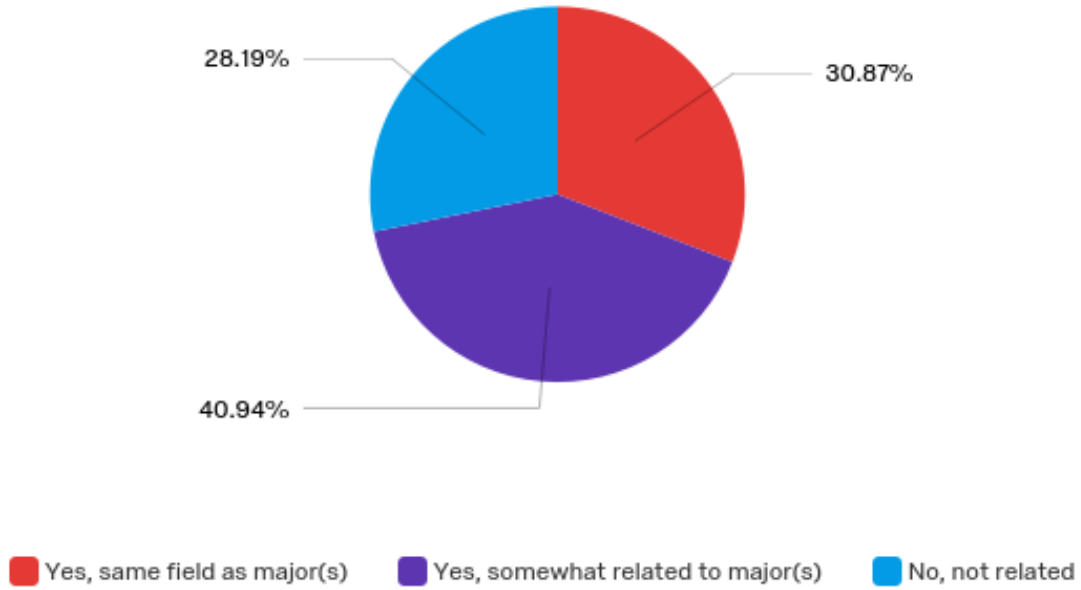


How long have you been employed by your current employer?



Answer	Response Percent	Response Count
Less than three months	12.58%	19
Four to twelve months	54.97%	83
Over a year	32.45%	49
Total	100%	151

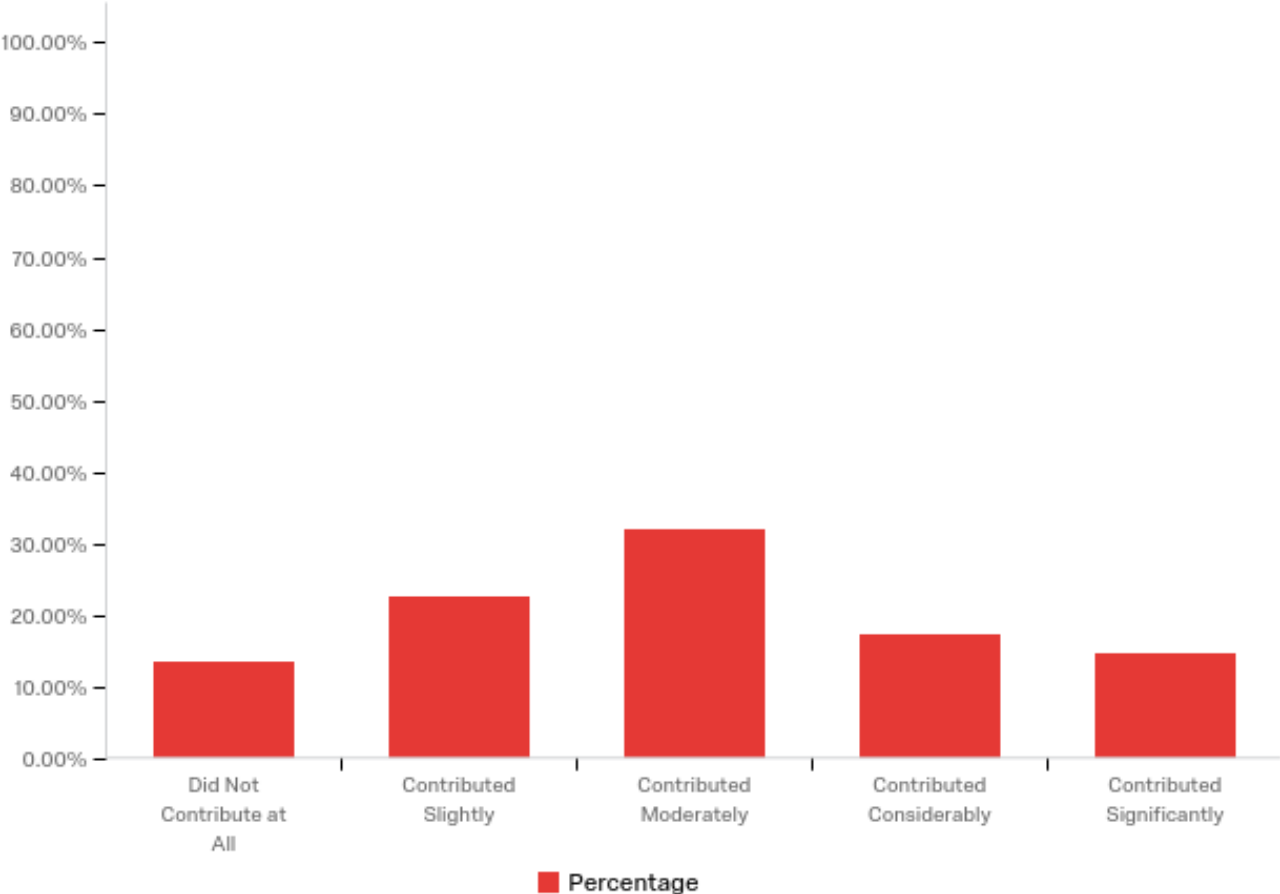
Is your current position related to your field(s) of study?



Answer	Response Percent	Response Count
Yes, same field as major(s)	30.87%	46
Yes, somewhat related to major(s)	40.94%	61
No, not related	28.19%	42
Total	100%	149



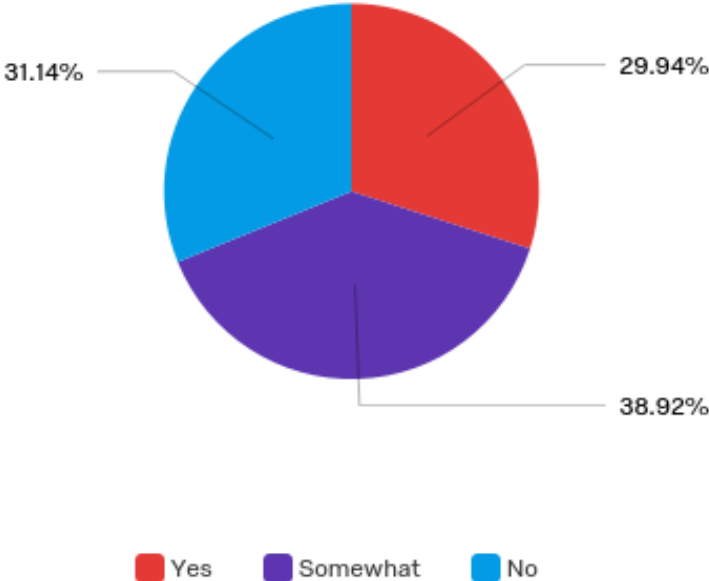
Overall, how much has FSU contributed to the knowledge and skills required at your current position?



Answer	Response Percent	Response Count
Did Not Contribute at All	13.33%	20
Contributed Slightly	22.67%	34
Contributed Moderately	32.00%	48
Contributed Considerably	17.33%	26
Contributed Significantly	14.67%	22
Total	100%	150



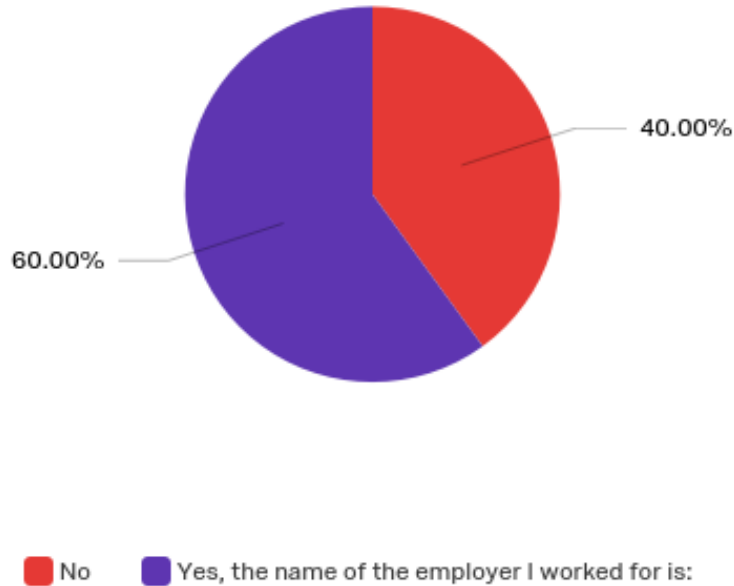
While enrolled at FSU would you have considered yourself an "actively involved" student outside of the classroom?



Answer	Response Percent	Response Count
Yes	29.94%	50
Somewhat	38.92%	65
No	31.14%	52
Total	100%	167



Did you complete an internship and/or practicum while enrolled at FSU?



Answer	Response Percent	Response Count
No	40.00%	66
Yes, the name of the employer I worked for is:	60.00%	99
Total	100%	165

Yes, the name of the employer I worked for is:
American Diabetes Association Whittemore Library - Archives Department/History Department
Ann Taylor
Archives Intern
Attleboro District Courthouse
BID-Milton, Hanover Public Schools, UMass Extension
Bird Middle School
Bonnano, Savino, Davis, & Ganley P.C.
Boston casting
Boston VIP List
Call2talk
CCDC Solider Center
Center for Inclusive Excellence at FSU



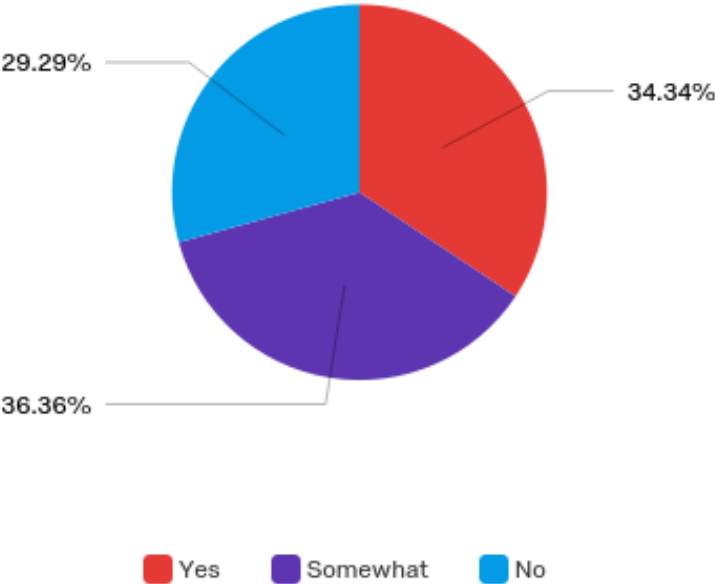
Center for Inclusive Excellence at FSU
Commonwealth: Framingham/Natick District Court
Concord Foods
Cotting School
CPD: Milford School District, Milford Regional Medical Center, North Attleboro YMCA, etc.
Cumberland Farms
Dedham Public School
Department of children and families.
Downtown Framingham Inc.
Entrepreneur Center
Field placements in Framingham Public Schools
Find the Cause Breast Cancer Foundation, FSU Career Services and Employer Relations
First Year Programs (now New Student and Family Programs)
Foxborough High School
Framingham District Court
Framingham District Court
Framingham State Sociology Department
Framingham state University
Framingham Waltham WIC program
Franciscan Children Hospital
FSU ITS
FSU Office of Marketing and Communications
FSU, Mazmainian Gallery
Henry Whittemore Library Archives and Special Collections
Hill Holiday and CommCreative
Hill Holliday
Innovation center, IT services
Law Offices of Charles D. Kelley
Lawrence City Hall Probation Office
Innovation Center
Mary Ann Morse Rehabilitation Center Natick
Mass General Hospital, Beth Israel Hospital
MathWorks
MathWorks
MERC
MERC
MetroWest YMCA
Middleton house of corrections parole board
MWRTA
Natick Court Office
Natick District Court
New England Center for Children



Nicole Carlin Interiors
Nitto Denko AVECIA
Office of Continuing Education and Graduate Studies
Olympus and Medtronic
Platos closet
Private security consultants
Risk Management Advisors
Riverside Community Care
Rockport
Shofer Dillburg & Company
Sigma Inc.
South Middlesex Corrections Facility
St. Patrick's Manor
Staples
Student Teaching
Student teaching at Hudson high
Student Teaching/ Kane Elementary in Marlborough
Sun Life
SVT
The Key Program, Inc.
The Paper Store
The Paper Store
The Price Center
TJX and DXL
TJX companies
TJX, Nordstrom, Bennett & Company, Sassy You etc.
Ulf Svensson
United way of tri county
Urbanity Dance
Versatile Communications
Waltham public schools
Wayfair
WCVB Channel 5
Wellesley Toyota
WIC



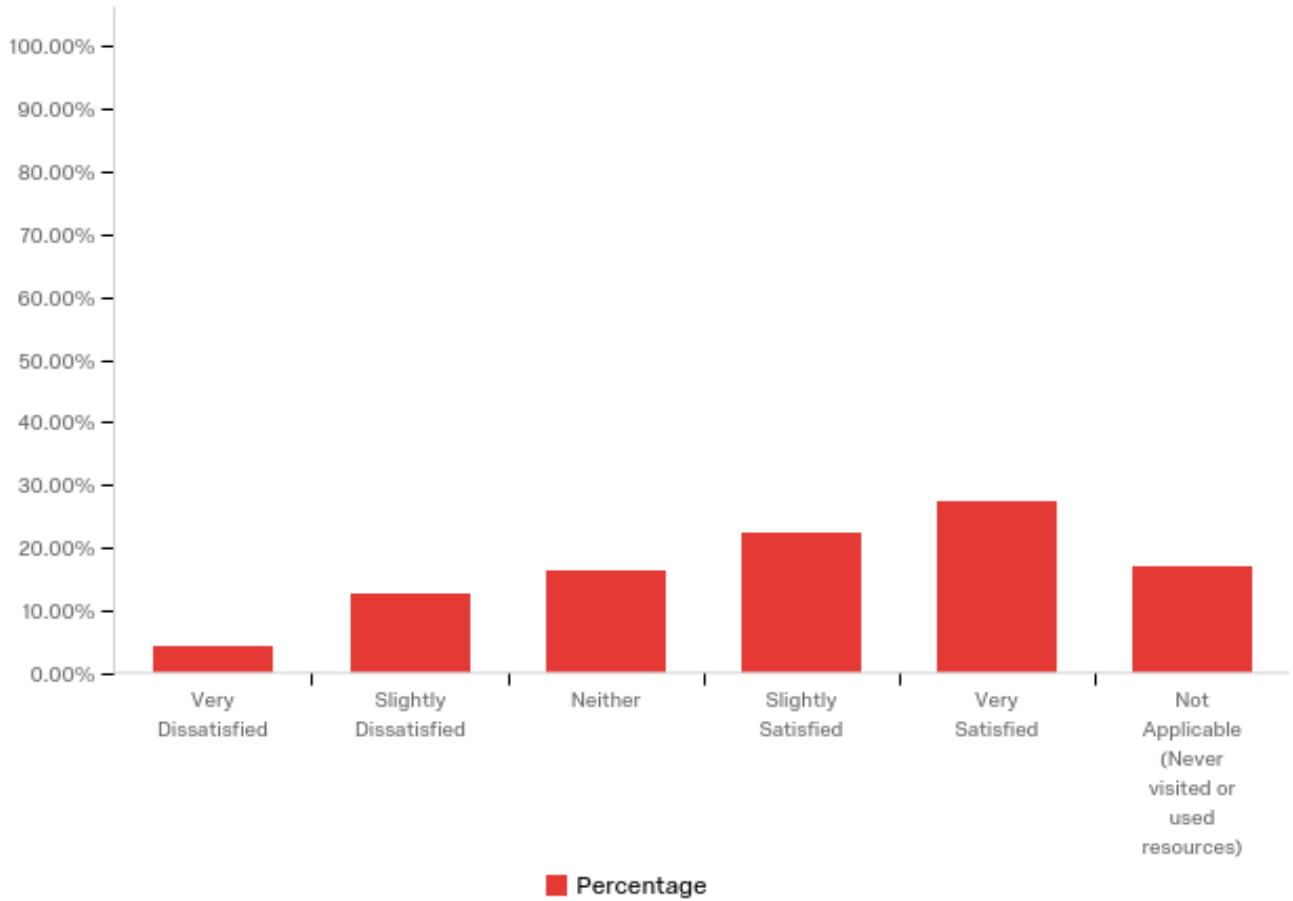
Did this internship help you network to employment after graduation?



Answer	Percent	Count
Yes	34.34%	34
Somewhat	36.36%	36
No	29.29%	29
Total	100%	99



Overall, how satisfied were you with the career assistance/programs and resources made available to you through the Office of Career Services and Employer Relations at FSU?



Answer	Response Percent	Response Count
Very Dissatisfied	4.24%	7
Slightly Dissatisfied	12.73%	21
Neither	16.36%	27
Slightly Satisfied	22.42%	37
Very Satisfied	27.27%	45
Not Applicable (Never visited or used resources)	16.97%	28
Total	100%	165



Please indicate your major at the time of graduation from FSU.

Answer	Response Percent	Response Count
Psychology	10.98%	18
Communication Arts	8.54%	14
Food and Nutrition	6.10%	10
Fashion Design and Retailing	5.49%	9
Marketing	5.49%	9
Sociology	5.49%	9
Computer Science	4.88%	8
Art - Studio Art	3.66%	6
English	3.66%	6
Liberal Studies	3.66%	6
Nursing	3.66%	6
Accounting	3.05%	5
Criminology	3.05%	5
Elementary Education	3.05%	5
Finance	3.05%	5
Management	3.05%	5
Political Science	3.05%	5
Biology	2.44%	4
Business Administration	2.44%	4
Business and Information Technology	2.44%	4
History	2.44%	4
Mathematics	1.83%	3
Chemistry	1.22%	2
Economics	1.22%	2
Environmental Science and Policy	1.22%	2
Food Science	1.22%	2
Geography	1.22%	2
American Sign Language/English Interpreting	0.61%	1
Earth Science	0.61%	1
Environmental Studies and Sustainability	0.61%	1
Spanish	0.61%	1
Total	100%	164



Please indicate your secondary major (if applicable) at the time of graduation from FSU.

Answer	Response Percent	Response Count
English	22.22%	2
Business Administration	11.11%	1
Elementary Education	11.11%	1
Geography	11.11%	1
Liberal Studies	11.11%	1
Management	11.11%	1
Mathematics	11.11%	1
Spanish	11.11%	1
Total	100%	9

Please indicate your minor (if applicable) at the time of graduation from FSU.

Answer	Response Percent	Response Count
Psychology	9.59%	7
Art History	8.22%	6
Business Administration	8.22%	6
Sociology	8.22%	6
Criminology	6.85%	5
Economics	6.85%	5
Communication Arts	5.48%	4
English	5.48%	4
Biology	4.11%	3
Anthropology	2.74%	2
Biochemistry	2.74%	2
Computer Science	2.74%	2
Information Technology	2.74%	2
Nutrition	2.74%	2
Writing	2.74%	2
Art	1.37%	1
Chinese	1.37%	1
Education - English Education 8-12	1.37%	1
Education - Mathematics Education 8-12	1.37%	1
Entrepreneurship	1.37%	1
Finance	1.37%	1
Geographic Information Systems	1.37%	1
Geography	1.37%	1



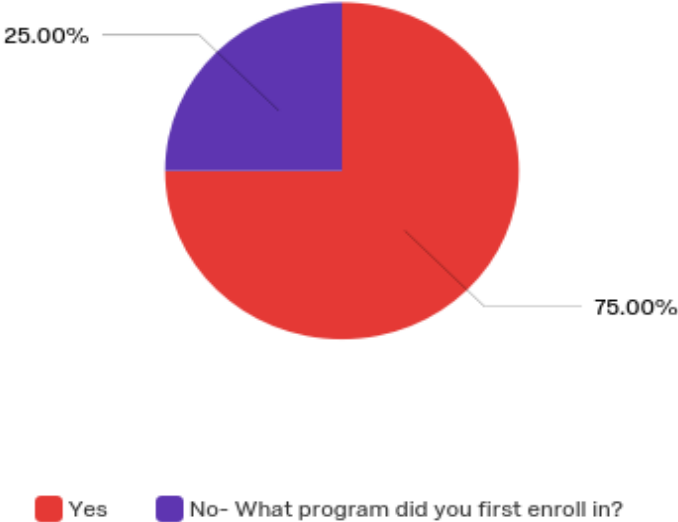
History	1.37%	1
Marketing	1.37%	1
Mathematics	1.37%	1
Neuroscience	1.37%	1
Philosophy	1.37%	1
Political Science	1.37%	1
Theatre	1.37%	1
Total	100%	73

Please indicate your secondary minor (if applicable) at the time of graduation from FSU.

Answer	Response Percent	Response Count
Diversity Studies	10.00%	1
Economics	10.00%	1
English	10.00%	1
Geographic Information Systems	10.00%	1
Geography	10.00%	1
History	10.00%	1
Neuroscience	10.00%	1
Philosophy	10.00%	1
Sociology	10.00%	1
Writing	10.00%	1
Total	100%	10



Was the primary major you listed the first you enrolled in at FSU?



Answer	Response Percent	Response Count
Yes	75.00%	114
No- What program did you first enroll in?	25.00%	38
Total	100%	152

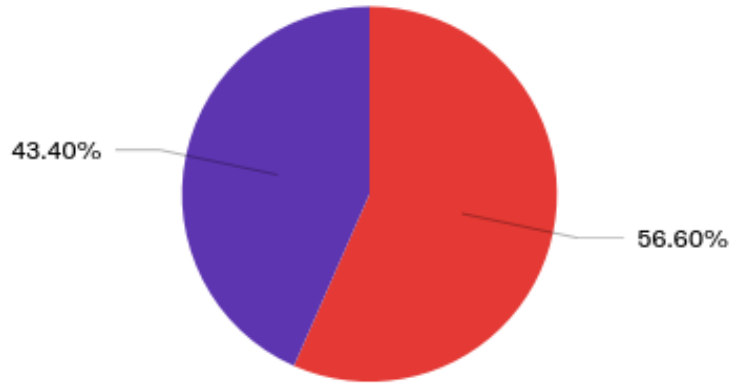


If No, what program did you first enroll in?

Answer	Response Percent	Response Count
Undeclared	14.29%	5
Business and Information Technology	11.43%	4
English	8.57%	3
Accounting	5.71%	2
Biology	5.71%	2
Chemistry	5.71%	2
History	5.71%	2
Business	2.86%	1
Business Administration	2.86%	1
Business Management	2.86%	1
Criminology	2.86%	1
Early Childhood Education	2.86%	1
Education	2.86%	1
Elementary Education	2.86%	1
Environmental Science	2.86%	1
Liberal Arts	2.86%	1
Mathematics	2.86%	1
Nutrition and Dietetics	2.86%	1
Nutrition	2.86%	1
Pre-engineering	2.86%	1
Psychology	2.86%	1
Spanish	2.86%	1
Total	100%	35



What was your classification upon entering FSU?



■ First-Time Student (entered FSU as a freshman)

■ Transfer Student (transferred to FSU from another institution)

Answer	Response Percent	Response Count
First-Time Student (entered FSU as a freshman)	56.60%	90
Transfer Student (transferred to FSU from another institution)	43.40%	69
Total	100%	159

What is your racial background?

Answer	Response Percent	Response Count
White	69.38%	111
Hispanic	17.50%	28
Black/African American	6.88%	11
Asian	2.50%	4
Two or more races	2.50%	4
American Indian/Alaskan Native	0.63%	1
Native Hawaiian/Other Pacific Islander	0.63%	1
Cape Verdean	0.00%	0
Total	100%	160

Gender:

Answer	Response Percent	Response Count
Female	70.63%	113
Male	26.88%	43
Non-Binary/ Third Gender	0.00%	0
Prefer to Self-Describe	0.63%	1
Prefer Not to Answer	1.88%	3
Total	100%	160

Do you identify as transgender?

Answer	Response Percent	Response Count
Yes	2.52%	4
No	96.86%	154
Prefer not to say	0.63%	1
Total	100%	159