



# **FRAMINGHAM STATE UNIVERSITY**

## **Office of Institutional Research**

### **2014-2015 Alumni Survey Report**

**Total Respondents: 65**

Ann Caso, Associate Director of Institutional Research

Brittany Brown, Staff Assistant

## Table of Contents

Executive Summary.....	3
Which activities did you regard as important aspects of your undergraduate experience? .....	5
Did you complete an internship and/or practicum while enrolled at FSU? .....	7
Did this internship help you network to employment after graduation? .....	9
Which type of program are you enrolled in?.....	11
College or university you are attending and degree you are completing: .....	12
Are you currently working for pay right now?.....	14
What type of organization is your primary employment? .....	15
What is the name of the firm or organization and the title of your position? .....	16
Location:.....	19
What is your appropriate annual salary range? .....	20
Have you attained a leadership position at your current job? .....	21
Is your current position related to your undergraduate field(s) of study?.....	22
Overall, how much has FSU contributed to the knowledge and skills required at your current position? .....	23
Indicate the degree to which FSU contributed to your knowledge/skills/abilities in... ..	24
Majors(s) at the time of graduation from FSU.....	25
Secondary major (if applicable) at the time of graduation from FSU.....	26
Minor (if applicable) at the time of graduation from FSU. ....	26
Was the primary major you listed the first you enrolled in at FSU?.....	27
No- What program did you first enroll in?.....	28
What was your classification upon entering FSU?.....	29
What is your racial background (choose one or more): .....	30
Gender: .....	31

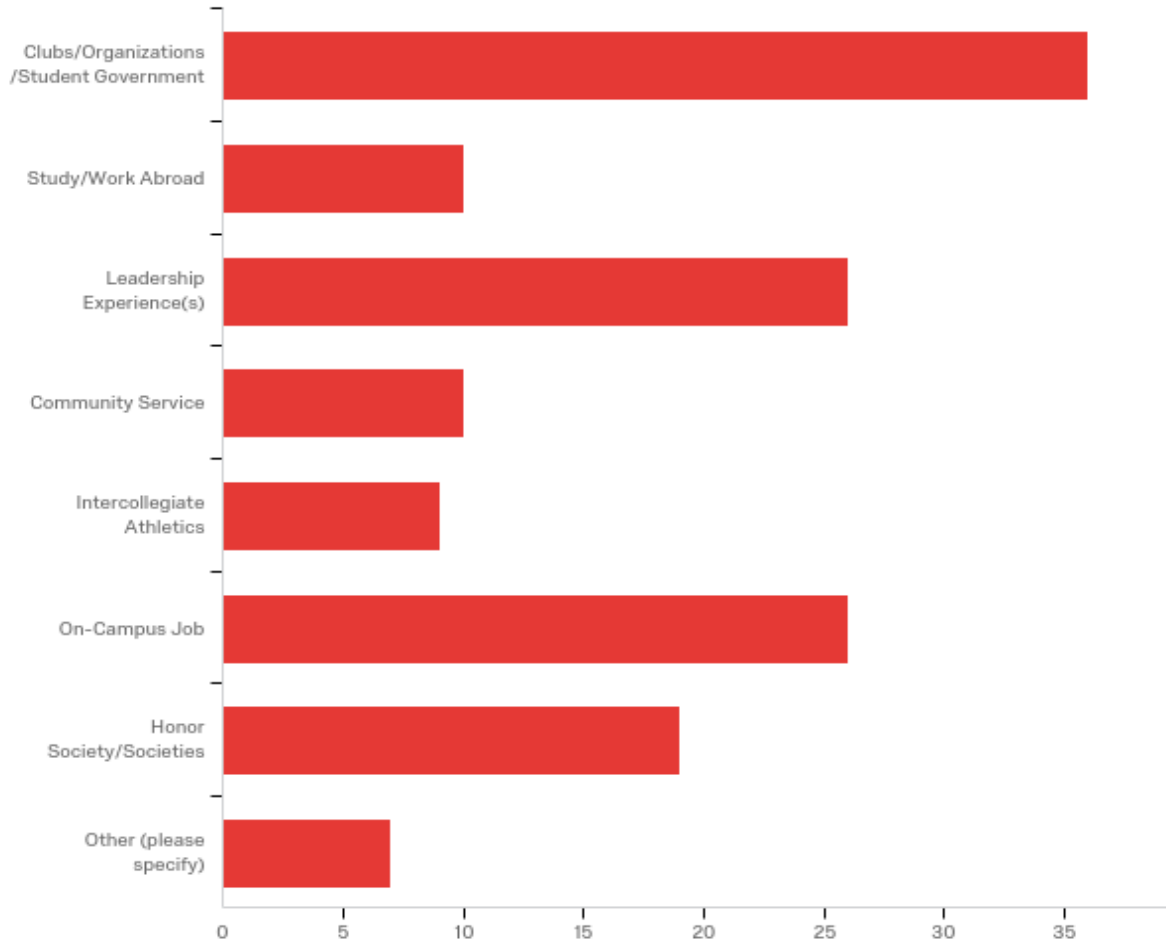
## Executive Summary

Was your program of study what you first enrolled in at FSU?	68.63% said "Yes"
What was your classification upon entering FSU?	63.64% said "First-Time Student"
Level of agreement concerning whether FSU lived up to your expectations?	A majority of respondents indicated agreement or strong agreement that FSU had lived up to its expectations (Please see page 4).
Which activities would you regard as the most important aspects of your undergraduate experience?	25.17% said "Clubs/Organizations/Student Government" 18.18% said "On-Campus Jobs"
Did you complete an internship/practicum while enrolled at FSU?	51.67% said "Yes"
Did the internship help you network employment after graduation?	64.51% of respondents who completed an internship/practicum said "Somewhat" or "Yes"
Have you enrolled in a degree program since graduating from FSU?	33.33% said "Yes"
Which type of program are you enrolled in?	95.00% of respondents enrolled in a degree program are earning a "Master's Degree"
What is the name of the institution you are attending?	15% are attending Framingham State University
Are you currently working for pay right now?	91.67% said they are employed 5.00% said they were employed "full-time"
What type of organization is your primary employment?	52.73% said "Private for-profit" 12.73% 18.82% said "Elementary or secondary education (public or private)"
Location of employment?	81.13% said "Massachusetts"
What is your approximate annual salary?	23.64% said "\$30,000 - \$39,999" 21.82% said "\$40,000-\$49,999"
Have you obtained a position of leadership?	34.55% said "Yes"
Is your current position related to your field of study?	69.09% said their job is related to their major
How much did FSU contribute to the knowledge and skills required at that position?	61.82% said FSU contributed either significantly or moderately

**Level of agreement concerning whether FSU lived up to your expectations in the following areas:**

<b>Question</b>	<b>Strongly Disagree</b>	<b>Disagree</b>	<b>Neutral</b>	<b>Agree</b>	<b>Strongly Agree</b>	<b>Total</b>
<b>The academic reputation of FSU</b>	0.00% 0	5.00% 3	15.00% 9	46.67% 28	33.33% 20	60
<b>FSU's graduates obtain good jobs</b>	1.67% 1	8.33% 5	35.00% 21	51.67% 31	3.33% 2	60
<b>The small class size</b>	0.00% 0	3.33% 2	10.00% 6	50.00% 30	36.67% 22	60
<b>The academic rigor of your program</b>	1.67% 1	5.00% 3	18.33% 11	53.33% 32	21.67% 13	60
<b>The personal attention you received</b>	0.00% 0	3.33% 2	13.33% 8	45.00% 27	38.33% 23	60
<b>The faculty/staff cared about your success</b>	0.00% 0	1.67% 1	16.67% 10	36.67% 22	45.00% 27	60

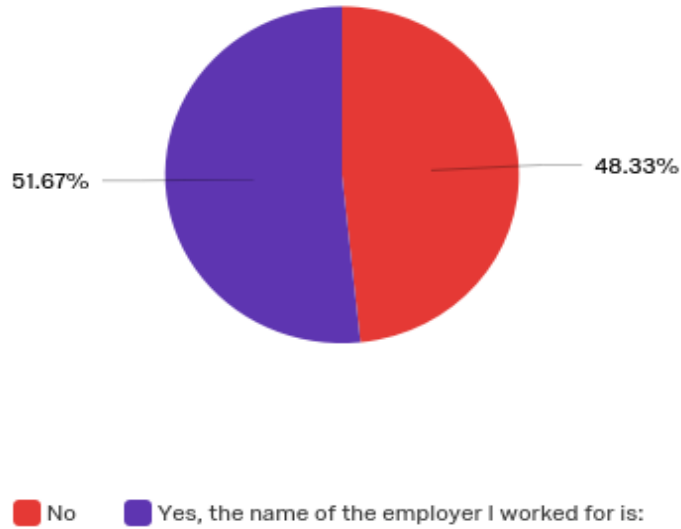
## Which activities did you regard as important aspects of your undergraduate experience?



<b>Answer</b>	<b>Percent</b>	<b>Count</b>
<b>Clubs/Organizations/Student Government</b>	25.17%	36
<b>Study/Work Abroad</b>	6.99%	10
<b>Leadership Experience(s)</b>	18.18%	26
<b>Community Service</b>	6.99%	10
<b>Intercollegiate Athletics</b>	6.29%	9
<b>On-Campus Job</b>	18.18%	26
<b>Honor Society/Societies</b>	13.29%	19
<b>Other (please specify)</b>	4.90%	7
<b>Total</b>	100%	143

<b>Other (please specify)</b>
Living on campus
Support from Career Services
Social life
Internship
Internship
Internships
Resident Assistant

**Did you complete an internship and/or practicum while enrolled at FSU?**



Answer	Percent	Count
No	48.33%	29
Yes, the name of the employer I worked for is:	51.67%	31
<b>Total</b>	<b>100%</b>	<b>60</b>

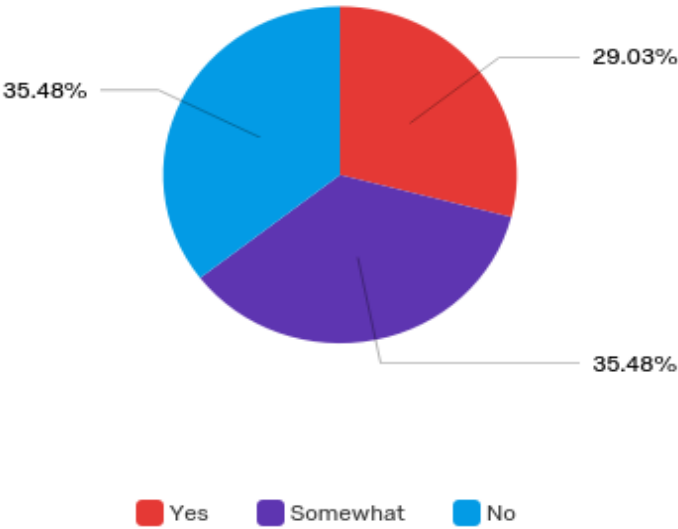
**Yes, the name of the employer I worked for is:**

Abbvie
DCF
US Army Natick Soldier Research Center
College Archives and Special Collections
Framingham District courthouse
Call 2 Talk

Merc
The New England Center for Children
Metrowest Neuropsychology
On campus internships
Framingham Court
The gatepost
College Planning Center
Riverside Community Care
Framingham Public Schools and Northborough/Southborough Public Schools
Bobby from Boston vintage clothing
Tenacre Country Day School
Schofer Dillberg & Company
Dan Magazu
Sirens Media via The Washington Center
Worcester Sharks
Admissions and CSER
TJX
SILD
Department of children and families
Kindred Health and Rehab
The TJX Companies
Coordinated program for Dietetics
Framingham State University
FSU communications department
BayPath Elder Services

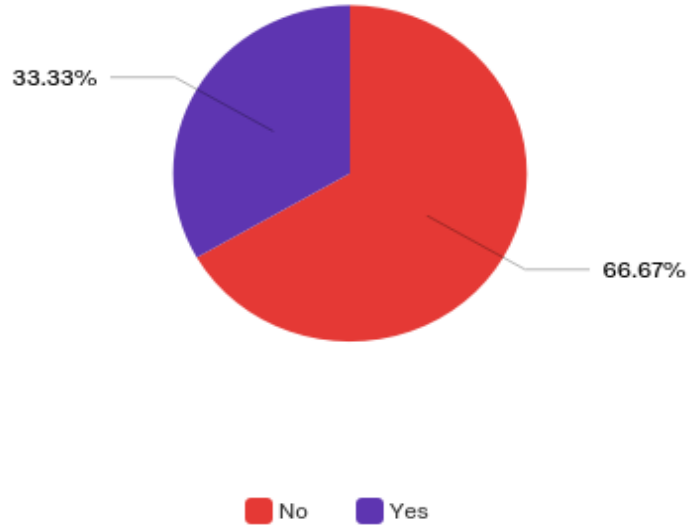


**Did this internship help you network to employment after graduation?**



Answer	Percent	Count
Yes	29.03%	9
Somewhat	35.48%	11
No	35.48%	11
<b>Total</b>	<b>100%</b>	<b>31</b>

## Have you enrolled in a degree program since graduating from FSU?



Answer	Percent	Count
No	66.67%	40
Yes	33.33%	20
Total	100%	60

### Which type of program are you enrolled in?

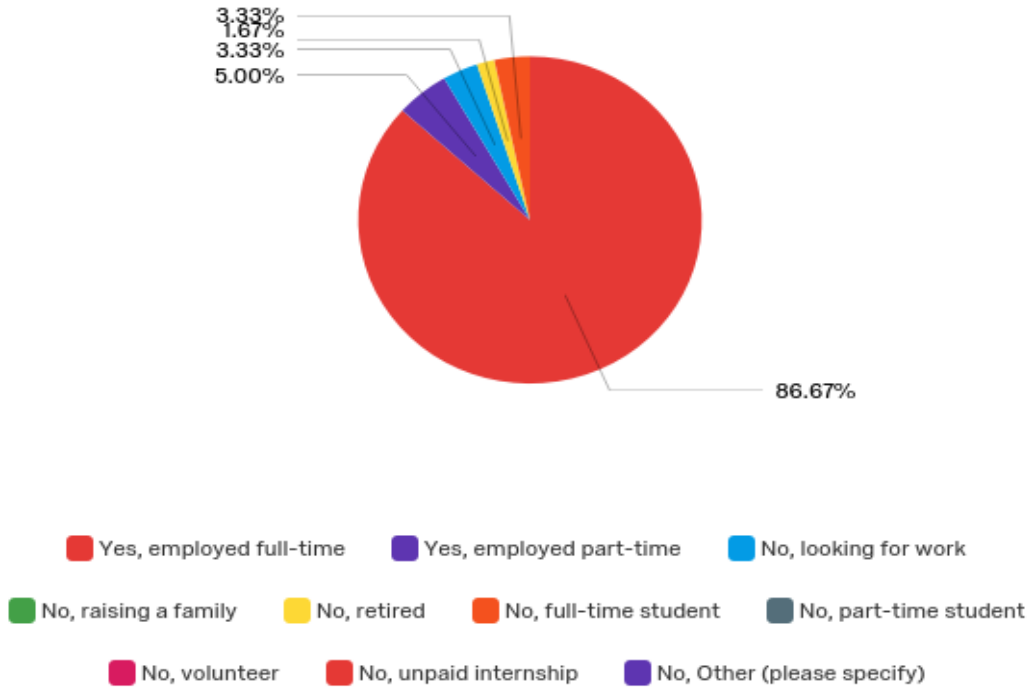
Answer	Percent	Count
Certificate	5.00%	1
Second Bachelor's Degree	0.00%	0
Master's Degree	95.00%	19
Doctoral Degree (Ph.D., Ed.D., etc)	0.00%	0
Professional (Law and Medicine)	0.00%	0
Other (please specify)	0.00%	0
<b>Total</b>	<b>100%</b>	<b>20</b>

**College or university you are attending and degree you are completing:**

<b>Name of Institution:</b>	<b>Percent</b>	<b>Count</b>
<b>American International College</b>	<b>5%</b>	<b>1</b>
Applied Behavioral Analysis	5%	1
<b>Arizona State University</b>	<b>5%</b>	<b>1</b>
Psychology	5%	1
<b>Boston College</b>	<b>10%</b>	<b>2</b>
Master of Social Work	5%	1
Moderate Disabilities	5%	1
<b>Champlain College</b>	<b>5%</b>	<b>1</b>
Digital Forensics	<b>5%</b>	<b>1</b>
<b>Fitchburg State College</b>	<b>5%</b>	<b>1</b>
MBA	<b>5%</b>	<b>1</b>
<b>Framingham State University</b>	<b>15%</b>	<b>3</b>
Masters of Public Administration	10%	2
Professional Science Masters	5%	1
<b>Lesley University</b>	<b>10%</b>	<b>2</b>
Master's Degree in Elementary Education	5%	1
School Guidance	5%	1
<b>MGH Institute of Health Professions</b>	<b>5%</b>	<b>1</b>
Speech-language Pathology	5%	1

<b>Providence College</b>	<b>5%</b>	<b>1</b>
Counseling- Higher Education	5%	1
<b>Regis College</b>	<b>5%</b>	<b>1</b>
Organizational and Professional Communication	5%	1
<b>Southern New Hampshire University</b>	<b>10%</b>	<b>2</b>
Communications	5%	1
MSN- Patient Safety and Quality	5%	1
<b>Springfield College</b>	<b>5%</b>	<b>1</b>
MSW	5%	1
<b>TEFL Chicago</b>	<b>5%</b>	<b>1</b>
TEFL Certification	5%	1
<b>University of Massachusetts Boston</b>	<b>5%</b>	<b>1</b>
Education	5%	1
<b>University of Massachusetts Lowell</b>	<b>5%</b>	<b>1</b>
Master of Public Administration	5%	1
<b>Total</b>	<b>100%</b>	<b>20</b>

## Are you currently working for pay right now?



Answer	Percent	Count
Yes, employed full-time	86.67%	52
Yes, employed part-time	5.00%	3
No, looking for work	3.33%	2
No, raising a family	0.00%	0
No, retired	1.67%	1
No, full-time student	3.33%	2
No, part-time student	0.00%	0
No, volunteer	0.00%	0
No, unpaid internship	0.00%	0
No, Other (please specify)	0.00%	0
<b>Total</b>	<b>100%</b>	<b>60</b>

## What type of organization is your primary employment?

Answer	Percent	Count
Private for-profit corporation/company/group practice	52.73%	29
Elementary or secondary education (public or private)	12.73%	7
Higher Education (public or private)	9.09%	5
Private non-profit organization (except education and international organizations)	9.09%	5
State and local government, institution or agency (except education)	5.45%	3
Other (please specify)	5.45%	3
International organization in the US	3.64%	2
Federal government (except military)	1.82%	1
International organization outside of the US	0.00%	0
Self-employed in own business or professional non-group practice	0.00%	0
U.S. Military	0.00%	0
<b>Total</b>	<b>100%</b>	<b>55</b>

### Other (please specify)

Hospitality
I currently work two jobs. One govt and one education.
Guidance internship

## What is the name of the firm or organization and the title of your position?

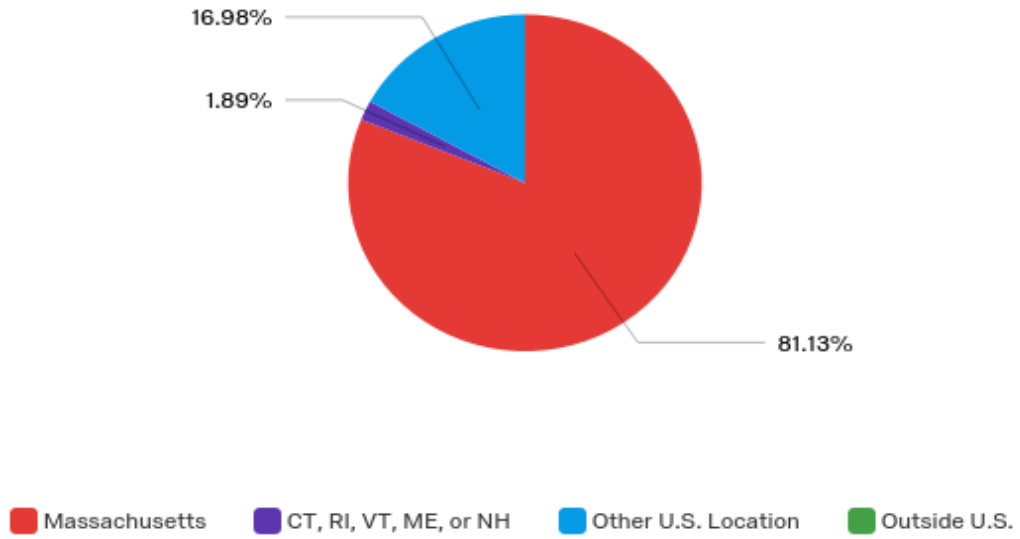
Organization	Percent	Count
<b>Abbvie</b>	<b>1.82%</b>	<b>1</b>
Associate Scientist I	1.82%	1
<b>Airport</b>	<b>1.82%</b>	<b>1</b>
Front Desk Manager	1.82%	1
<b>AmericanBio, Inc.</b>	<b>1.82%</b>	<b>1</b>
Formulation Technician Team Lead	1.82%	1
<b>Arlington Public Schools</b>	<b>1.82%</b>	<b>1</b>
Kindergarten Assistant	1.82%	1
<b>Art Form Architecture</b>	<b>1.82%</b>	<b>1</b>
Content Specialist	1.82%	1
<b>athenahealth</b>	<b>1.82%</b>	<b>1</b>
security engineer	1.82%	1
<b>Berkshire Bank</b>	<b>1.82%</b>	<b>1</b>
IT Infrastructure Engineer	1.82%	1
<b>Boston financial management</b>	<b>1.82%</b>	<b>1</b>
Portfolio associate	1.82%	1
<b>Boston Medical Center</b>	<b>1.82%</b>	<b>1</b>
Clinical Social Worker	1.82%	1
<b>Boston Public Schools</b>	<b>1.82%</b>	<b>1</b>
7th Grade Math Teacher	1.82%	1
<b>Bottom Line</b>	<b>1.82%</b>	<b>1</b>
Career Counselor	1.82%	1
<b>Building center</b>	<b>1.82%</b>	<b>1</b>
Kitchen design assistant	1.82%	1
<b>Canton Public Schools</b>	<b>1.82%</b>	<b>1</b>
ABA Tutor	1.82%	1
<b>Clark University</b>	<b>1.82%</b>	<b>1</b>
Assistant Basketball Coach	1.82%	1
<b>Comcast Spotlight</b>	<b>1.82%</b>	<b>1</b>
Client Solutions Support Specialist	1.82%	1
<b>Con-Test Analytical Laboratory</b>	<b>1.82%</b>	<b>1</b>
Lab technician	1.82%	1
<b>CSL Consulting, LLC</b>	<b>1.82%</b>	<b>1</b>
Administrative Assistant	1.82%	1
<b>DCF</b>	<b>1.82%</b>	<b>1</b>
Social worker	1.82%	1
<b>Dedham high school</b>	<b>1.82%</b>	<b>1</b>
Intern	1.82%	1
<b>Department of children and families</b>	<b>1.82%</b>	<b>1</b>
Social worker	1.82%	1
<b>Department of Defense</b>	<b>1.82%</b>	<b>1</b>
Business Financial Manager	1.82%	1



<b>Devereux</b>	<b>1.82%</b>	<b>1</b>
Proctor Supervisor/ Case Management	1.82%	1
<b>Framingham State University</b>	<b>1.82%</b>	<b>1</b>
Admissions Counselor	1.82%	1
<b>Health Care Services Group at Vibra Hospital</b>	<b>1.82%</b>	<b>1</b>
Registered Dietitian	1.82%	1
<b>Hewlett-Packard Enterprise</b>	<b>1.82%</b>	<b>1</b>
eCommerce business development manager for the Americas	1.82%	1
<b>Kindercare</b>	<b>1.82%</b>	<b>1</b>
Teacher	1.82%	1
<b>Liddell Brothers inc</b>	<b>1.82%</b>	<b>1</b>
Union Laborer	1.82%	1
<b>Lifeworks Inc</b>	<b>1.82%</b>	<b>1</b>
Case Manager	1.82%	1
<b>Marlborough Public Schools</b>	<b>1.82%</b>	<b>1</b>
Teacher	1.82%	1
<b>Massachusetts Port Authority [MassPort]</b>	<b>1.82%</b>	<b>1</b>
Transportation Revenue Coordinator	1.82%	1
<b>Maynard Public Schools</b>	<b>1.82%</b>	<b>1</b>
Special Education Paraprofessional	1.82%	1
<b>Melrose public school</b>	<b>1.82%</b>	<b>1</b>
Paraprofessional	1.82%	1
<b>Middlesex Savings Bank</b>	<b>1.82%</b>	<b>1</b>
Marketing Project Manager	1.82%	1
<b>Milford Regional Medical Center</b>	<b>1.82%</b>	<b>1</b>
Registered nurse	1.82%	1
<b>Newton- Wellesley Hospital</b>	<b>1.82%</b>	<b>1</b>
Staff Nurse	1.82%	1
<b>Premier Placements</b>	<b>1.82%</b>	<b>1</b>
Marketing Specialist	1.82%	1
<b>Pretzel and Stouffer, Chartered</b>	<b>1.82%</b>	<b>1</b>
Office Service Clerk	1.82%	1
<b>REI</b>	<b>1.82%</b>	<b>1</b>
Customer Service Rep	1.82%	1
<b>RWS Entertainment Group</b>	<b>1.82%</b>	<b>1</b>
Wardrobe Supervisor	1.82%	1
<b>SBH Sciences</b>	<b>1.82%</b>	<b>1</b>
Lab Coordinator	1.82%	1
<b>Securitas Security Services USA</b>	<b>1.82%</b>	<b>1</b>
Quality Control Supervisor	1.82%	1
<b>SOFREP</b>	<b>1.82%</b>	<b>1</b>
Senior Staff Writer	1.82%	1
<b>State street</b>	<b>1.82%</b>	<b>1</b>
Operations specialist	1.82%	1
<b>Structure Consulting Group</b>	<b>1.82%</b>	<b>1</b>

Construction Project Manager	1.82%	1
<b>Tenacre Country Day</b>	<b>1.82%</b>	<b>1</b>
Special Education Teacher	1.82%	1
<b>The Annie Selke Companies</b>	<b>1.82%</b>	<b>1</b>
Online Merchandising Manager	1.82%	1
<b>The Village Bank</b>	<b>1.82%</b>	<b>1</b>
Teller Supervisor	1.82%	1
<b>The Walt Disney Company</b>	<b>1.82%</b>	<b>1</b>
Character Performer	1.82%	1
<b>uAspire</b>	<b>1.82%</b>	<b>1</b>
Senior College Affordability Advisor	1.82%	1
<b>UMass Lowell</b>	<b>1.82%</b>	<b>1</b>
Research assistant	1.82%	1
<b>United Airlines and Natick Public Schools</b>	<b>1.82%</b>	<b>1</b>
Flight attendant and substitute teacher	1.82%	1
<b>University Of Redlands</b>	<b>1.82%</b>	<b>1</b>
Resident Director	1.82%	1
<b>Wellesley Asset Management, Inc.</b>	<b>1.82%</b>	<b>1</b>
Client Service Associate	1.82%	1
<b>Westboro country club</b>	<b>1.82%</b>	<b>1</b>
Assistant Golf professional	1.82%	1
<b>Unspecified</b>	<b>1.82%</b>	<b>1</b>
Operations Manager	1.82%	1
<b>Total</b>	<b>100%</b>	<b>55</b>

### Location:

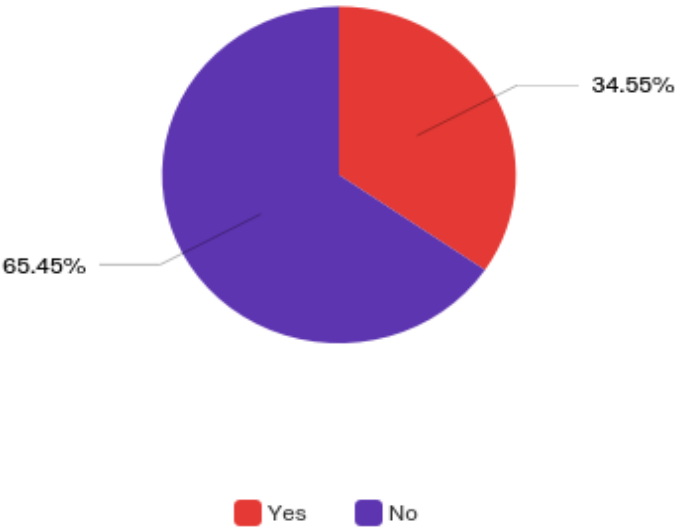


Answer	Percent	Count
Massachusetts	81.13%	43
CT, RI, VT, ME, or NH	1.89%	1
Other U.S. Location	16.98%	9
Outside U.S.	0.00%	0
Total	100%	53

### What is your appropriate annual salary range?

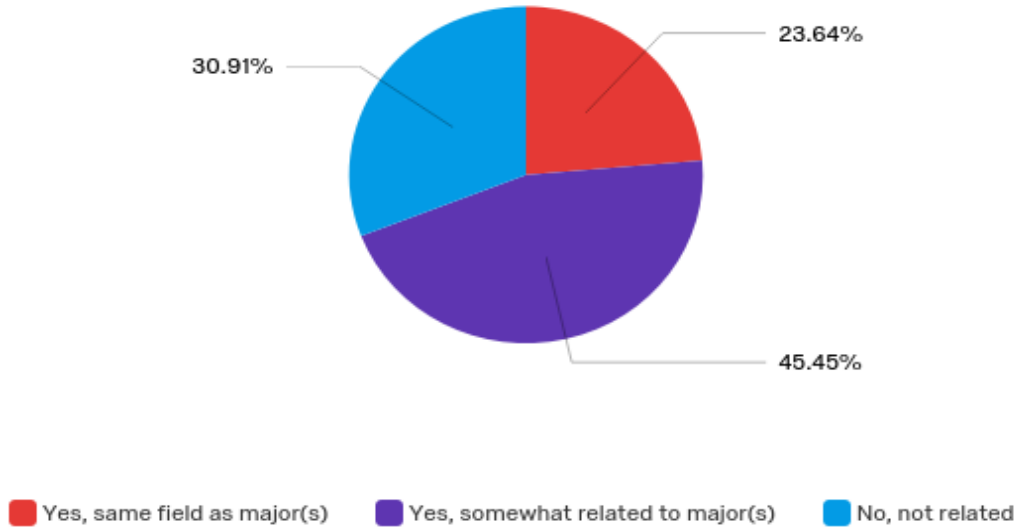
Answer	Percent	Count
Below \$ 30,000	18.18%	10
\$30,000 - \$39,999	23.64%	13
\$40,000 - \$49,999	21.82%	12
\$50,000 - \$59,999	16.36%	9
\$60,000 - \$69,999	14.55%	8
\$70,000 - \$79,999	0.00%	0
\$80,000 - \$89,999	0.00%	0
\$90,000- \$99,999	1.82%	1
100,000+	3.64%	2
<b>Total</b>	<b>100%</b>	<b>55</b>

**Have you attained a leadership position at your current job?**



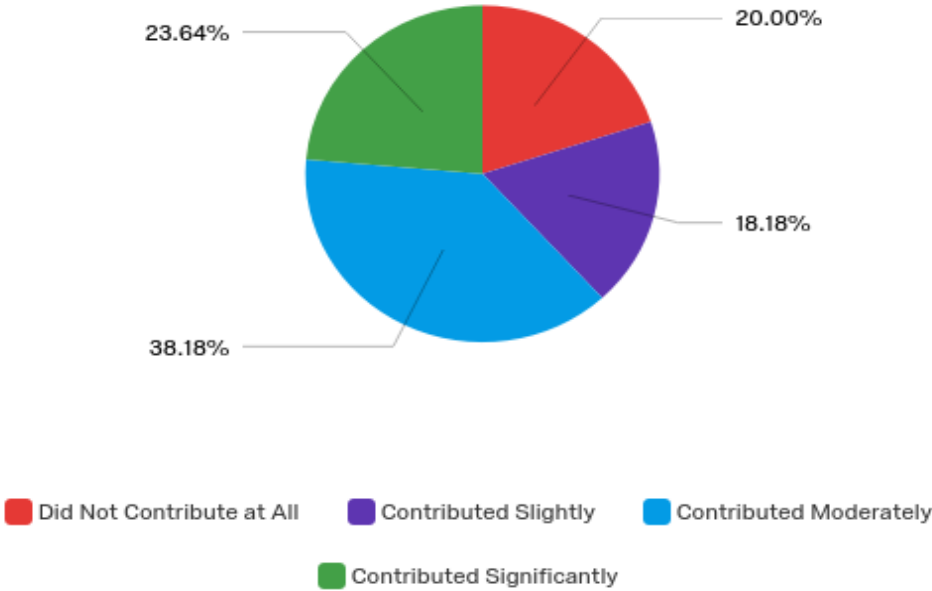
Answer	Percent	Count
Yes	34.55%	19
No	65.45%	36
Total	100%	55

## Is your current position related to your undergraduate field(s) of study?



Answer	Percent	Count
Yes, same field as major(s)	23.64%	13
Yes, somewhat related to major(s)	45.45%	25
No, not related	30.91%	17
<b>Total</b>	<b>100%</b>	<b>55</b>

**Overall, how much has FSU contributed to the knowledge and skills required at your current position?**



Answer	Percent	Count
Did Not Contribute at All	20.00%	11
Contributed Slightly	18.18%	10
Contributed Moderately	38.18%	21
Contributed Significantly	23.64%	13
<b>Total</b>	<b>100%</b>	<b>55</b>

**Indicate the degree to which FSU contributed to your knowledge/skills/abilities  
in...**

<b>Question</b>	<b>Did Not Contribute at All</b>	<b>Slightly Contributed</b>	<b>Somewhat Contributed</b>	<b>Generally Contributed</b>	<b>Total</b>
<b>Apply concepts from your major in problem solving or work projects</b>	14.29% 8	21.43% 12	21.43% 12	42.86% 24	56
<b>Apply methods from your major (experimentation, analysis, programming, etc) in problem solving or work projects</b>	18.87% 10	24.53% 13	26.42% 14	30.19% 16	53
<b>Use information technology correctly and productively as part of professional work</b>	15.09% 8	22.64% 12	28.30% 15	33.96% 18	53
<b>Make clear formal presentations that fit audience interests</b>	11.76% 6	11.76% 6	29.41% 15	47.06% 24	51
<b>Write clearly and concisely</b>	8.77% 5	10.53% 6	33.33% 19	47.37% 27	57
<b>Critical thinking in addressing issues</b>	8.77% 5	12.28% 7	33.33% 19	45.61% 26	57
<b>Use quantitative data and reasoning to support decision making</b>	15.09% 8	13.21% 7	39.62% 21	32.08% 17	53
<b>Solve complex problems in logical, methodical manner</b>	8.93% 5	19.64% 11	39.29% 22	32.14% 18	56
<b>Develop creative, innovative ideas in work projects</b>	14.29% 8	17.86% 10	23.21% 13	44.64% 25	56
<b>Function effectively as a member of a team</b>	5.36% 3	12.50% 7	32.14% 18	50.00% 28	56
<b>Function effectively in ethnically/culturally diverse environments</b>	10.91% 6	14.55% 8	32.73% 18	41.82% 23	55
<b>Engage life-long learning through formal programs or independent learning</b>	7.27% 4	23.64% 13	25.45% 14	43.64% 24	55
<b>Find/Utilize a variety of informational resources needed for a project</b>	12.73% 7	16.36% 9	29.09% 16	41.82% 23	55
<b>Meet professional / ethical responsibilities</b>	10.53% 6	14.04% 8	31.58% 18	43.86% 25	57
<b>Proactively plan for your career</b>	19.30% 11	24.56% 14	22.81% 13	33.33% 19	57
<b>Actively participate as a local and national citizen</b>	24.53% 13	15.09% 8	33.96% 18	26.42% 14	53



## Majors(s) at the time of graduation from FSU.

<b>Answer</b>	<b>Percent</b>	<b>Count</b>
Psychology	16.07%	9
Communication Arts	10.71%	6
Business Administration	8.93%	5
Sociology	7.14%	4
Biology	5.36%	3
Chemistry	5.36%	3
Criminology	5.36%	3
Fashion Design and Retailing	5.36%	3
Geography	5.36%	3
Food and Nutrition	3.57%	2
Liberal Studies	3.57%	2
Nursing	3.57%	2
Accounting	1.79%	1
Business and Information Technology	1.79%	1
Computer Science	1.79%	1
Elementary Education	1.79%	1
English	1.79%	1
Finance	1.79%	1
Food Science	1.79%	1
History	1.79%	1
Marketing	1.79%	1
Modern Languages	1.79%	1
Political Science	1.79%	1
<b>Total</b>	<b>100%</b>	<b>56</b>

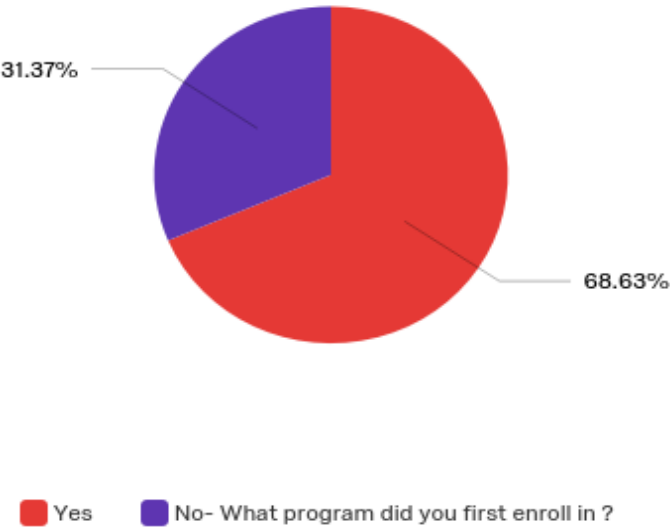
**Secondary major (if applicable) at the time of graduation from FSU.**

<b>Answer</b>	<b>Percent</b>	<b>Count</b>
Economics	50.00%	1
Elementary Education	50.00%	1
<b>Total</b>	<b>100%</b>	<b>2</b>

**Minor (if applicable) at the time of graduation from FSU.**

<b>Answer</b>	<b>Percent</b>	<b>Count</b>
Biology Minor	15.00%	3
Neuroscience Minor	15.00%	3
Sociology Minor	15.00%	3
Mathematics Minor	10.00%	2
Psychology Minor	10.00%	2
Criminology Minor	5.00%	1
Diversity Studies Minor	5.00%	1
Earth Science Minor	5.00%	1
English Minor	5.00%	1
Geography Minor	5.00%	1
History Minor	5.00%	1
Philosophy Minor	5.00%	1
<b>Total</b>	<b>100%</b>	<b>20</b>

**Was the primary major you listed the first you enrolled in at FSU?**

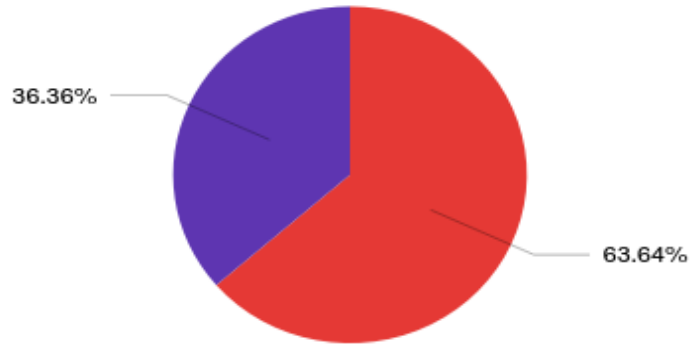


Answer	Percent	Count
Yes	68.63%	35
No- What program did you first enroll in ?	31.37%	16
<b>Total</b>	<b>100%</b>	<b>51</b>

**No- What program did you first enroll in?**

Undeclared
Undeclared
Undeclared
Mathematics
Mathematics
Environmental science P.S. I minored in geology
English
Elementary Education
Elementary Education
Education
Education
Early Childhood Education
Early Childhood Education
Business Administration
Biology
Biology

## What was your classification upon entering FSU?



■ First-Time Student (entered FSU as a freshman)

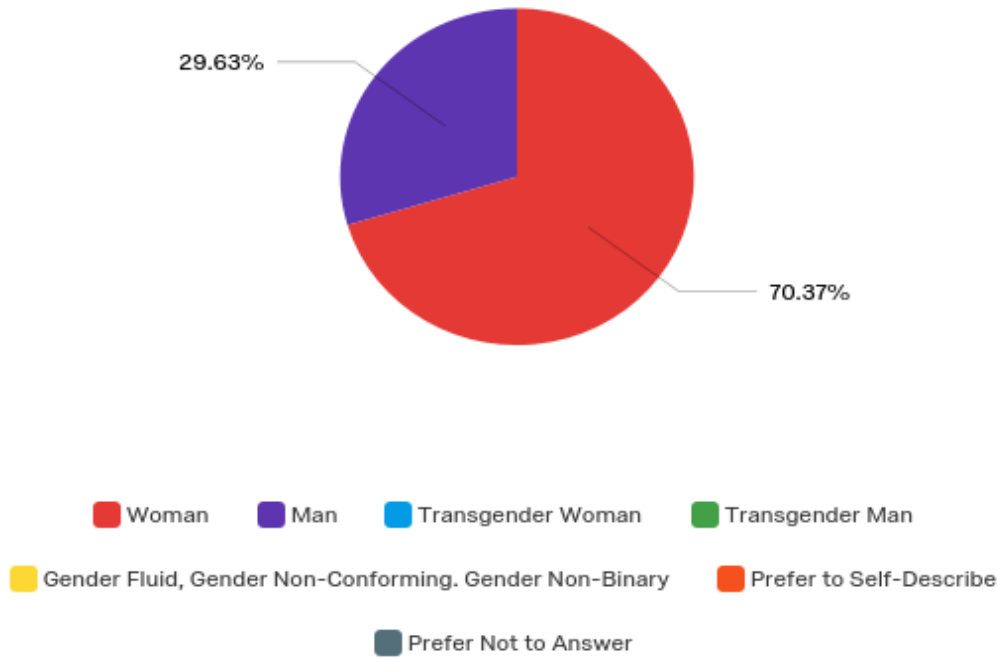
■ Transfer Student (transferred to FSU from another institution)

Answer	Percent	Count
First-Time Student (entered FSU as a freshman)	63.64%	35
Transfer Student (transferred to FSU from another institution)	36.36%	20
<b>Total</b>	<b>100%</b>	<b>55</b>

**What is your racial background (choose one or more):**

<b>Answer</b>	<b>Percent</b>	<b>Count</b>
American Indian/Alaskan Native	0.00%	0
Asian	5.77%	3
Black/African American	1.92%	1
Cape Verdean	0.00%	0
Hispanic	5.77%	3
Multi Race	0.00%	0
Native Hawaiian/Other Pacific Islander	0.00%	0
White	86.54%	45
<b>Total</b>	<b>100%</b>	<b>52</b>

## Gender:



Answer	Percent	Count
Woman	70.37%	38
Man	29.63%	16
Transgender Woman	0.00%	0
Transgender Man	0.00%	0
Gender Fluid, Gender Non-Conforming, Gender Non-Binary	0.00%	0
Prefer to Self-Describe	0.00%	0
Prefer Not to Answer	0.00%	0
<b>Total</b>	<b>100%</b>	<b>54</b>