



**Discover. Achieve. Succeed**

# **FRAMINGHAM STATE UNIVERSITY**

## **Office of Institutional Assessment**

### **Academic Advising Survey Report 2016-17**

#### **(Appendix H)**

**Target Population: 3,874**

**Total Respondents: 335**

**Response Rate: 8.65%**

Mark Nicholas, Ph.D., Executive Director - Institutional Assessment

Brittany Brown, BA, Staff Assistant

September 2017

## Table of Contents

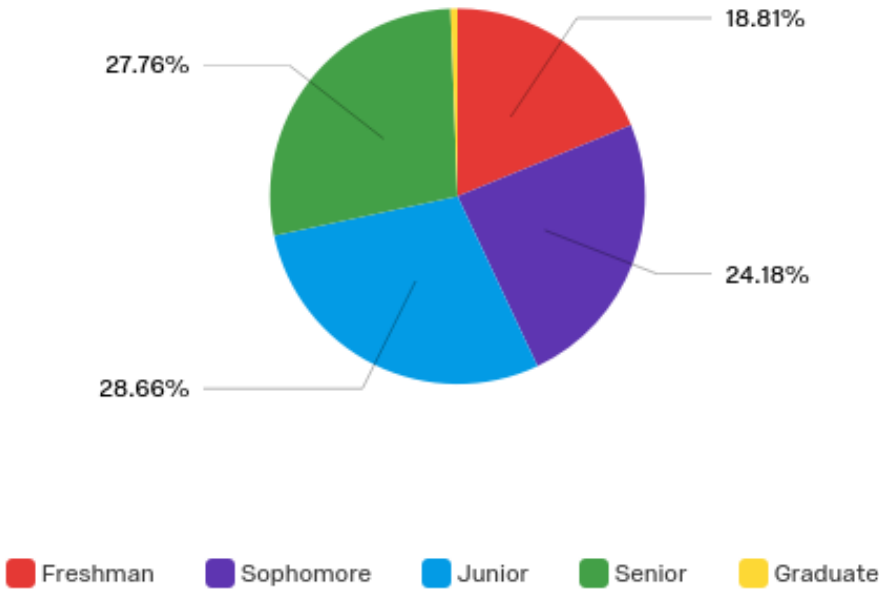
Respondent's Class .....	3
Majors of Undergraduate Respondents .....	4
Question 3: How many advising sessions, including telephone and e-mail contacts, have you had with your advisor during this academic year? .....	6
Question 4: How much time did you spend in those sessions on average?.....	7
Question 5 (a): Have you been able to visit your advisor when you need to?.....	8
Question 5 (b): Have you been able to spend as much time with your advisor as needed? .....	9
Question 6: Please describe your experience with your present advisor. ....	10
Question 7: Did your advisor place final responsibility on you for decision making? .....	11
Question 8: How would you rate your overall advising experience with your present advisor?.....	12
Question 9: Rank the three most important purposes for utilizing your advisor.....	13



### Survey Response Report

The following is a detailed analysis of the survey response data.

#### Respondent's Class



Answer	Response Percent	Response Count
Freshman	18.81%	63
Sophomore	24.18%	81
Junior	28.66%	96
Senior	27.76%	93
Graduate	0.60%	2
Total	100%	335



### Majors of Undergraduate Respondents

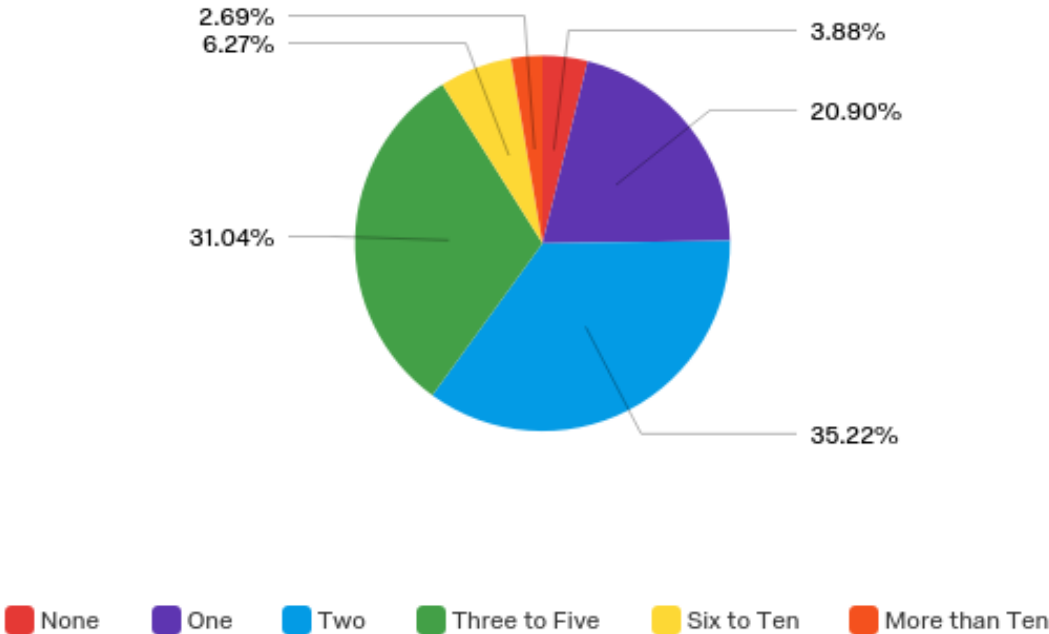
Answer	Response Percent	Response Count
Accounting	1.49%	5
American Sign Lang/English Interpreter	0.00%	0
Art History	0.60%	2
Biology	6.27%	21
Business and Information Technology	2.09%	7
Business Administration	2.09%	7
Chemistry	0.90%	3
Communication Arts	4.48%	15
Computer Science	2.99%	10
Criminology	4.78%	16
Earth Science	0.00%	0
Elementary Education	2.99%	10
Early Childhood Education	3.88%	13
Economics	0.90%	3
English	5.07%	17
Environmental Science and Policy	1.49%	5
Fashion Design and Retailing	5.37%	18
Finance	1.19%	4
Food and Nutrition	6.87%	23
Food Science	1.19%	4
Geography	1.19%	4
Global Studies	0.60%	2
History	4.18%	14
Liberal Studies	2.09%	7
Liberal Studies-Interdisciplinary (Geography and Earth Science)	0.00%	0



Liberal Studies-Interdisciplinary (Language Arts)	0.00%	0
Liberal Studies-Interdisciplinary (Natural Science)	0.00%	0
Liberal Studies-Interdisciplinary (Social Sciences)	0.00%	0
Management	3.88%	13
Marketing	1.79%	6
Mathematics	2.69%	9
Nursing	1.79%	6
Political Science	1.49%	5
Pre-Engineering	0.00%	0
Psychology	15.22%	51
Sociology	4.78%	16
Spanish	1.19%	4
Studio Art	1.49%	5
Undeclared	2.99%	10
World Languages	0.00%	0
Total	100%	335



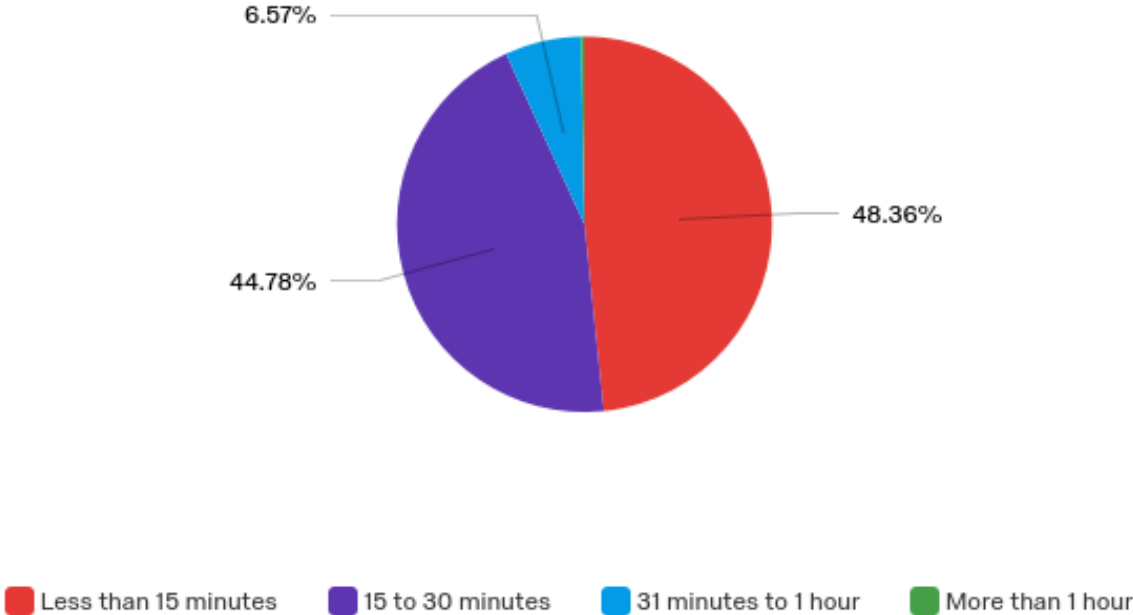
**Question 3: How many advising sessions, including telephone and e-mail contacts, have you had with your advisor during this academic year?**



Answer	Response Percent	Response Count
None	3.88%	13
One	20.90%	70
Two	35.22%	118
Three to Five	31.04%	104
Six to Ten	6.27%	21
More than Ten	2.69%	9
Total	100%	335



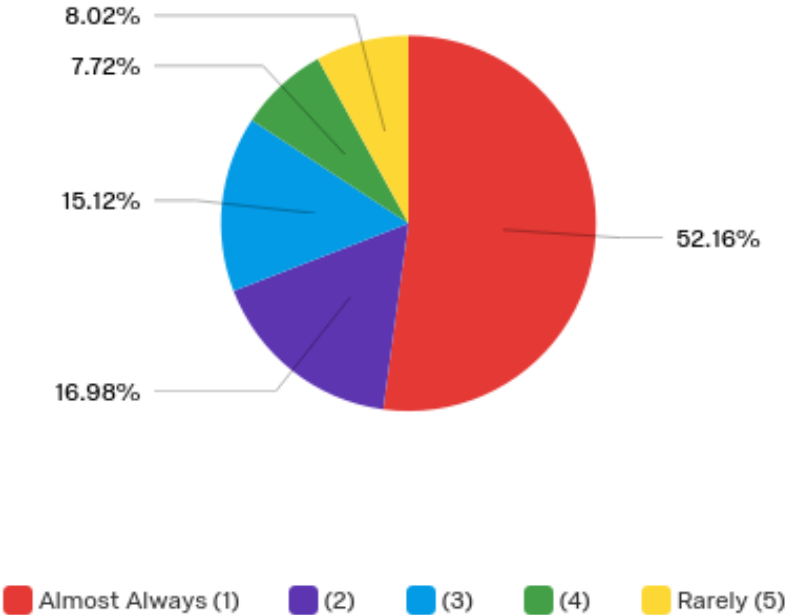
**Question 4: How much time did you spend in those sessions on average?**



Answer	Response Percent	Response Count
Less than 15 minutes	48.36%	162
15 to 30 minutes	44.78%	150
31 minutes to 1 hour	6.57%	22
More than 1 hour	0.30%	1
Total	100%	335



**Question 5 (a): Have you been able to visit your advisor when you need to?**

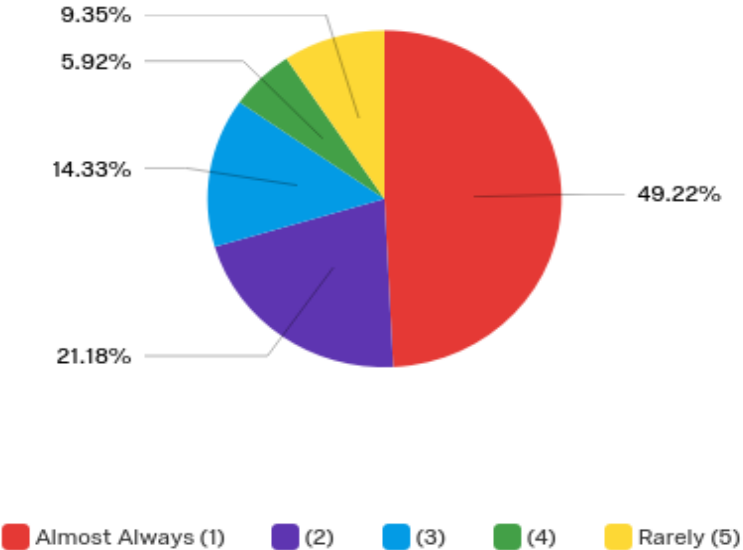


Question	Almost Always (1)	(2)	(3)	(4)	Rarely (5)	Total	Weighted Average
I have been able to visit my advisor when I needed to.	52.16% 169	16.98% 55	15.12% 49	7.72% 25	8.02% 26	100.00% 324	2.02





**Question 5 (b): Have you been able to spend as much time with your advisor as needed?**



Question	Almost Always (1)	(2)	(3)	(4)	Rarely (5)	Total	Weighted Average
I was able to spend as much time with my advisor as needed.	49.22% 158	21.18% 68	14.33% 46	5.92% 19	9.35% 30	100.00% 321	2.05

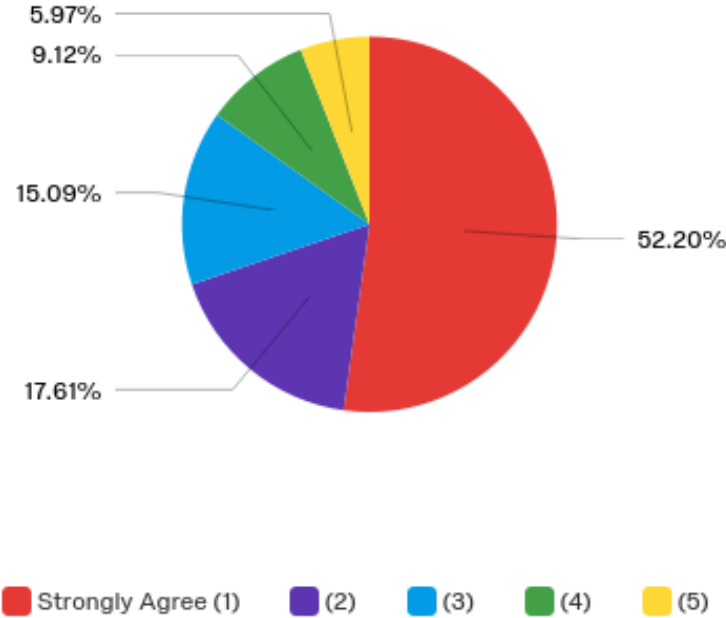


**Question 6: Please describe your experience with your present advisor.**

<b>Question</b>	<b>Very Much (1)</b>	<b>(2)</b>	<b>(3)</b>	<b>(4)</b>	<b>Not at All (5)</b>	<b>(N/A)</b>	<b>Total</b>	<b>Weighted Average</b>
Information from my advisor helped me select courses.	<b>39.10%</b> 131	<b>18.21%</b> 61	<b>14.63%</b> 49	<b>11.04%</b> 37	<b>14.63%</b> 49	<b>2.39%</b> 8	<b>100.00%</b> 335	2.51
My advisor's information about programs helped me clarify my college plans.	<b>36.42%</b> 122	<b>16.72%</b> 56	<b>15.22%</b> 51	<b>12.84%</b> 43	<b>15.22%</b> 51	<b>3.58%</b> 12	<b>100.00%</b> 335	2.64
My advisor's information about career opportunities helped me clarify my career goals.	<b>26.87%</b> 90	<b>17.31%</b> 58	<b>12.24%</b> 41	<b>12.54%</b> 42	<b>19.70%</b> 66	<b>11.34%</b> 38	<b>100.00%</b> 335	3.15
Information from my advisor clarified or simplified college requirements or procedures (e.g., degree requirements, drop/add, registration, etc.)	<b>37.01%</b> 124	<b>18.81%</b> 63	<b>13.13%</b> 44	<b>11.94%</b> 40	<b>15.52%</b> 52	<b>3.58%</b> 12	<b>100.00%</b> 335	2.61
I obtained helpful information from my advisor about resources and services on campus (e.g., student services, counseling, financial aid, etc.)	<b>30.15%</b> 101	<b>17.01%</b> 57	<b>11.94%</b> 40	<b>11.64%</b> 39	<b>20.90%</b> 70	<b>8.36%</b> 28	<b>100.00%</b> 335	3.01



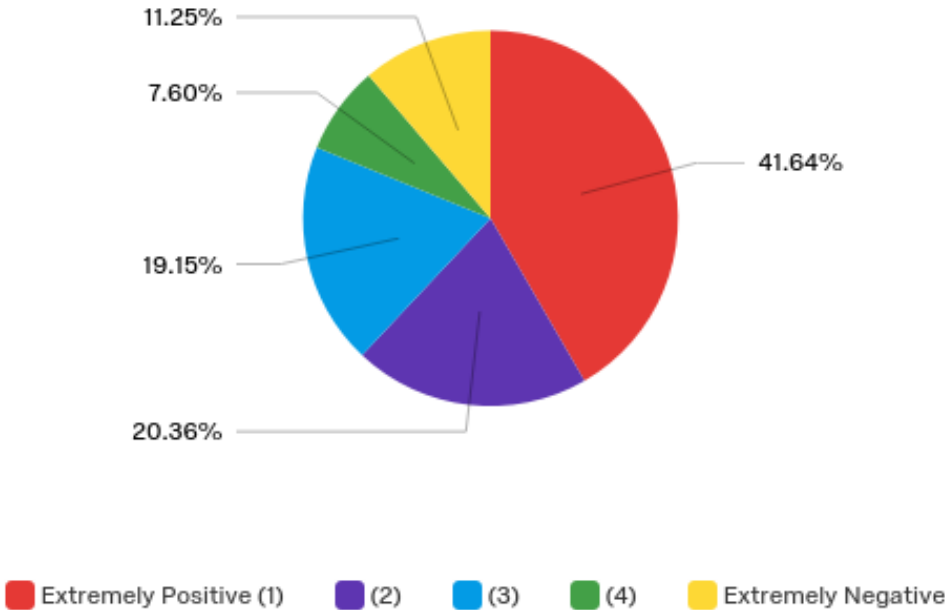
**Question 7: Did your advisor place final responsibility on you for decision making?**



Question	Strongly Agree (1)	(2)	(3)	(4)	Strongly Disagree (5)	Total	Weighted Average
As appropriate, my advisor places final responsibility for making decisions on me	52.20% 166	17.61% 56	15.09% 48	9.12% 29	5.97% 19	100.00% 318	1.99



**Question 8: How would you rate your overall advising experience with your present advisor?**



Question	Extremely Positive (1)	(2)	(3)	(4)	Extremely Negative (5)	Total	Weighted Average
How would you rate your overall advising experience with your present advisor?	41.64% 137	20.36% 67	19.15% 63	7.60% 25	11.25% 37	100.00% 329	2.26



**Question 9: Rank the three most important purposes for utilizing your advisor.**

<b>Question</b>	<b>1</b>	<b>2</b>	<b>3</b>	<b>Total</b>
Selecting courses for your schedule	<b>53.64%</b> 140	<b>27.59%</b> 72	<b>18.77%</b> 49	<b>100.00%</b> 261
Information about college requirements and/or procedures	<b>28.65%</b> 53	<b>40.00%</b> 74	<b>31.35%</b> 58	<b>100.00%</b> 185
Career Planning	<b>40.00%</b> 72	<b>34.44%</b> 62	<b>25.56%</b> 46	<b>100.00%</b> 180
Discussing a course you are taking	<b>28.71%</b> 29	<b>31.68%</b> 32	<b>39.60%</b> 40	<b>100.00%</b> 101
Discussing your grades or academic performance	<b>14.06%</b> 9	<b>43.75%</b> 28	<b>42.19%</b> 27	<b>100.00%</b> 64
Information about your skills, abilities, potential, etc.	<b>10.64%</b> 5	<b>36.17%</b> 17	<b>53.19%</b> 25	<b>100.00%</b> 47
Getting a signature	<b>18.60%</b> 8	<b>37.21%</b> 16	<b>44.19%</b> 19	<b>100.00%</b> 43
Information about college services or resources	<b>6.98%</b> 3	<b>32.56%</b> 14	<b>60.47%</b> 26	<b>100.00%</b> 43
Personal concerns	<b>16.22%</b> 6	<b>24.32%</b> 9	<b>59.46%</b> 22	<b>100.00%</b> 37
Choosing a major	<b>21.43%</b> 6	<b>28.57%</b> 8	<b>50.00%</b> 14	<b>100.00%</b> 28
Other	<b>25.00%</b> 4	<b>18.75%</b> 3	<b>56.25%</b> 9	<b>100.00%</b> 16

