



Framingham State University

Office of Institutional Assessment

Academic Advising Survey Report 2018-19

(Appendix H)

American Sign Language

Total Respondents: 6

Mark Nicholas, Ph.D., Executive Director – Institutional Assessment

Brittany Brown, BA, Staff Assistant

June 2019

Table of Contents

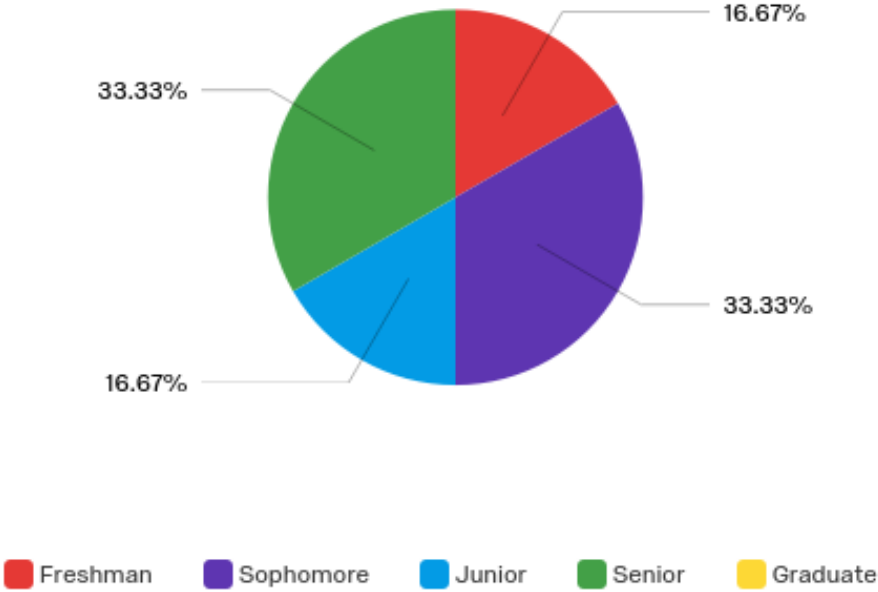
Class of Respondents	3
Major of Undergraduate Respondents	4
Question 3: How many advising sessions, including telephone and e-mail contacts, have you had with your advisor during this academic year?	4
Question 4: How much time did you spend in those sessions on average?	5
Question 5 (a): Have you been able to visit your advisor when you need to?	6
Question 5 (b): Have you been able to spend as much time with your advisor as needed?	7
Question 6: Please describe your experience with your present advisor.	8
Question 7: Did your advisor place final responsibility on you for decision making?	9
Question 8: How would you rate your overall advising experience with your present advisor?	10
Question 9: Rank the three most important purposes for utilizing your advisor	11



Survey Response Report

The following is a detailed analysis of the survey response data.

Class of Respondents



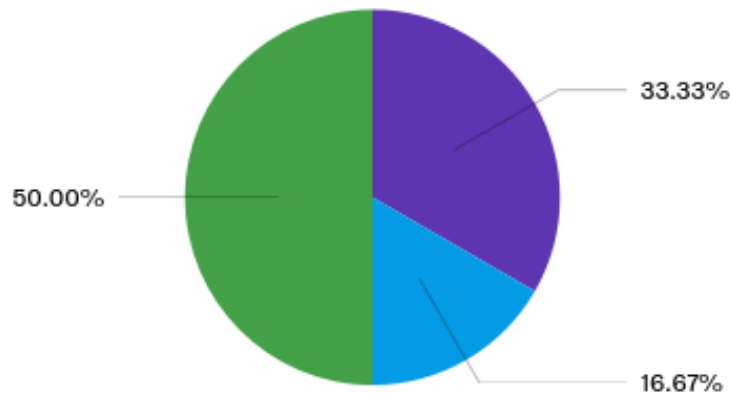
Answer	Response Percent	Response Count
Sophomore	33.33%	2
Senior	33.33%	2
Freshman	16.67%	1
Junior	16.67%	1
Graduate	0.00%	0
Total	100%	6



Major of Undergraduate Respondents

Answer	Response Percent	Response Count
American Sign Language	100.00%	6
Total	100%	6

Question 3: How many advising sessions, including telephone and e-mail contacts, have you had with your advisor during this academic year?

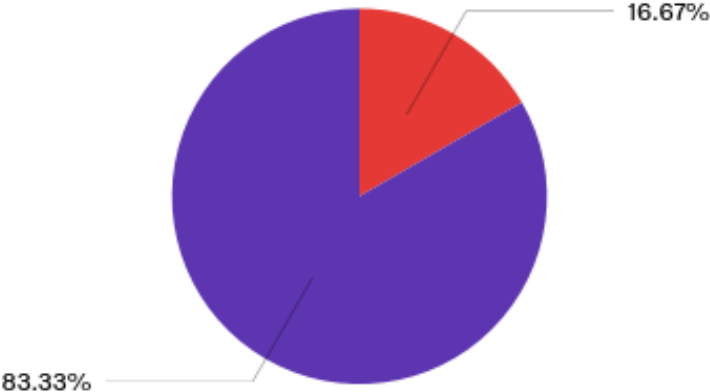


■ None
 ■ One
 ■ Two
 ■ Three to Five
 ■ Six to Ten
 ■ More than Ten

Answer	Response Percent	Response Count
Three to Five	50.00%	3
One	33.33%	2
Two	16.67%	1
None	0.00%	0
Six to Ten	0.00%	0
More than Ten	0.00%	0
Total	100%	6



Question 4: How much time did you spend in those sessions on average?

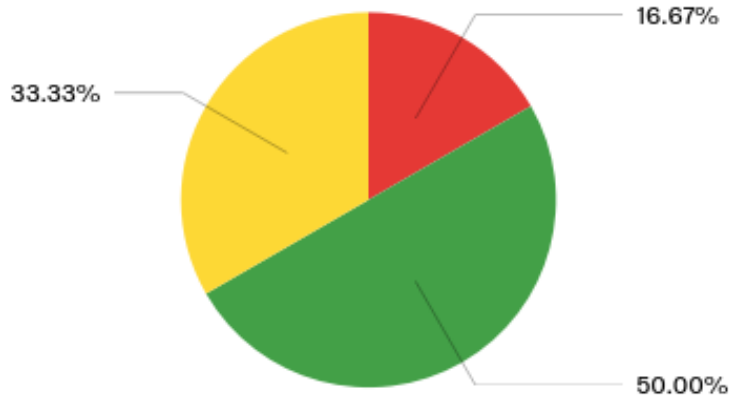


■ Less than 15 minutes
 ■ 15 to 30 minutes
 ■ 31 minutes to 1 hour
 ■ More than 1 hour

Answer	Response Percent	Response Count
15 to 30 minutes	83.33%	5
Less than 15 minutes	16.67%	1
31 minutes to 1 hour	0.00%	0
More than 1 hour	0.00%	0
Total	100%	6



Question 5 (a): Have you been able to visit your advisor when you need to?

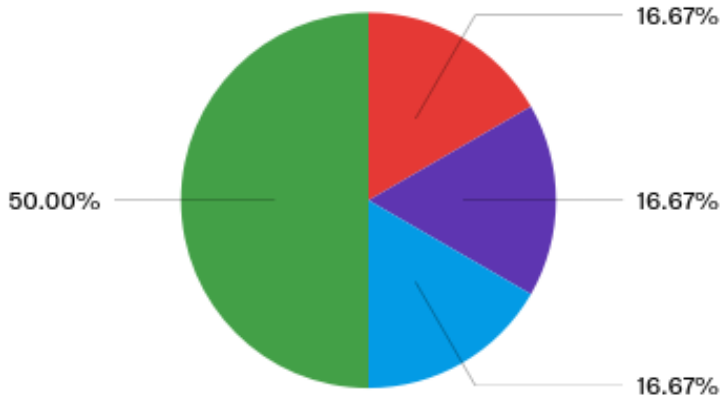


■ Almost Always (1)
 ■ (2)
 ■ (3)
 ■ (4)
 ■ Rarely (5)
 ■ N/A

Question	Almost Always (1)	(2)	(3)	(4)	Rarely (5)	N/A	Total	Weighted Average
I have been able to visit my advisor when I needed to.	16.67% 1	0.00% 0	0.00% 0	50.00% 3	33.33% 2	0.00% 0	100% 6	3.83



Question 5 (b): Have you been able to spend as much time with your advisor as needed?



■ Almost Always (1)
 ■ (2)
 ■ (3)
 ■ (4)
 ■ Rarely (5)
 ■ N/A

Question	Almost Always (1)	(2)	(3)	(4)	Rarely (5)	N/A	Total	Weighted Average
was able to spend as much time with my advisor as needed.	16.67% 1	16.67% 1	16.67% 1	50.00% 3	0.00% 0	0.00% 0	100% 6	3.00

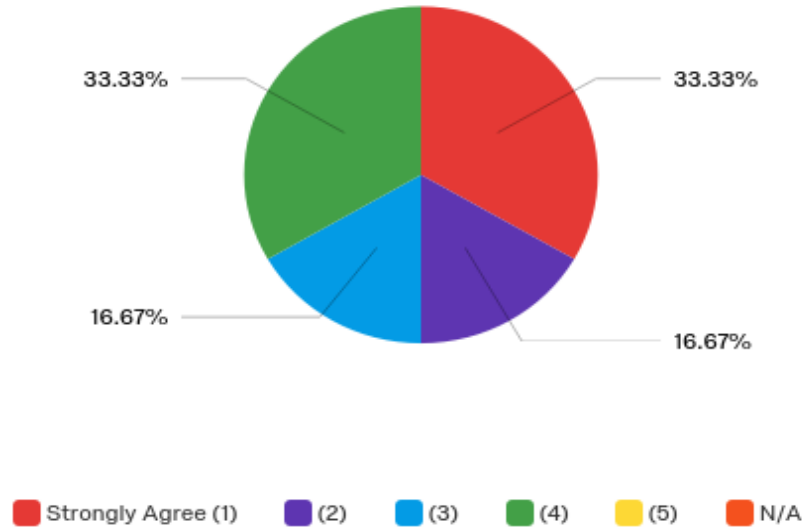


Question 6: Please describe your experience with your present advisor.

Question	Very Much (1)	(2)	(3)	(4)	Not at All (5)	N/A	Total	Weighted Average
Information from my advisor helped me select courses.	33.33% 2	16.67% 1	16.67% 1	16.67% 1	16.67% 1	0.00% 0	100% 6	2.67
My advisor's information about programs helped me clarify my college plans.	50.00% 3	0.00% 0	0.00% 0	50.00% 3	0.00% 0	0.00% 0	100% 6	2.50
My advisor's information about career opportunities helped me clarify my career goals.	16.67% 1	0.00% 0	16.67% 1	33.33% 2	0.00% 0	33.33% 2	100% 6	3.00
Information from my advisor clarified or simplified college requirements or procedures (e.g., degree requirements, drop/add, registration, etc.)	50.00% 3	0.00% 0	0.00% 0	16.67% 1	33.33% 2	0.00% 0	100% 6	2.83
I obtained helpful information from my advisor about resources and services on campus (e.g., student services, counseling, financial aid, etc.)	33.33% 2	0.00% 0	16.67% 1	16.67% 1	33.33% 2	0.00% 0	100% 6	3.17



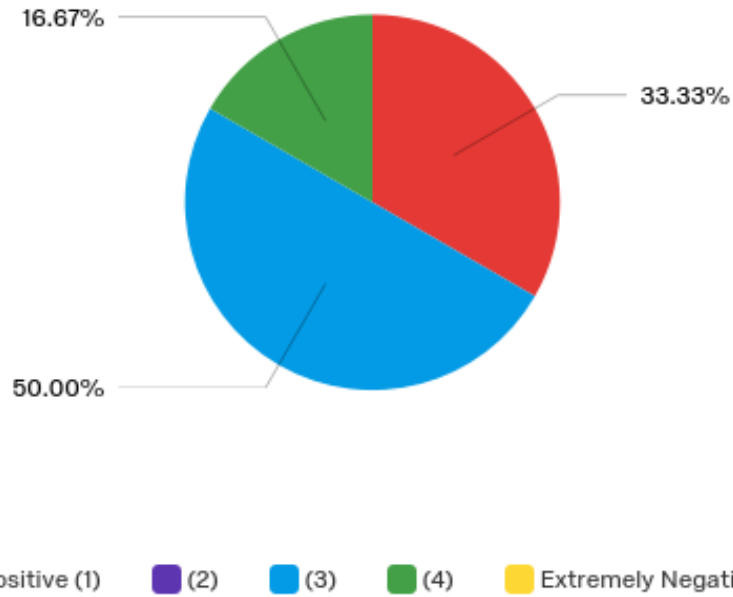
Question 7: Did your advisor place final responsibility on you for decision making?



Question	Strongly Agree (1)	(2)	(3)	(4)	Strongly Disagree (5)	N/A	Total	Weighted Average
As appropriate, my advisor places final responsibility for making decisions on me	33.33% 2	16.67% 1	16.67% 1	33.33% 2	0.00% 0	0.00% 0	100% 6	2.50



Question 8: How would you rate your overall advising experience with your present advisor?



Question	Extremely Positive (1)	(2)	(3)	(4)	Extremely Negative (5)	N/A	Total	Weighted Average
How would you rate your overall advising experience with your present advisor?	33.33% 2	0.00% 0	50.00% 3	16.67% 1	0.00% 0	0.00% 0	100% 6	2.50



Question 9: Rank the three most important purposes for utilizing your advisor.

Question	1	2	3	Total
Career Planning	50.00% 2	25.00% 1	25.00% 1	4
Information about your skills, abilities, potential, etc.	50.00% 2	50.00% 2	0.00% 0	4
Selecting courses for your schedule	33.33% 1	0.00% 0	66.67% 2	3
Information about college requirements and/or procedures	0.00% 0	50.00% 1	50.00% 1	2
Discussing your grades or academic performance	0.00% 0	50.00% 1	50.00% 1	2
Discussing a course you are taking	100.00% 1	0.00% 0	0.00% 0	1
Information about college services or resources	0.00% 0	0.00% 0	100.00% 1	1
Other	0.00% 0	100.00% 1	0.00% 0	1
Choosing a major	0.00% 0	0.00% 0	0.00% 0	0
Getting a signature	0.00% 0	0.00% 0	0.00% 0	0
Personal concerns	0.00% 0	0.00% 0	0.00% 0	0

