



Framingham State University

Office of Institutional Assessment

Academic Advising Survey Report 2018-19

(Appendix H)

Criminology

Total Respondents: 19

Mark Nicholas, Ph.D., Executive Director – Institutional Assessment

Brittany Brown, BA, Staff Assistant

June 2019

Table of Contents

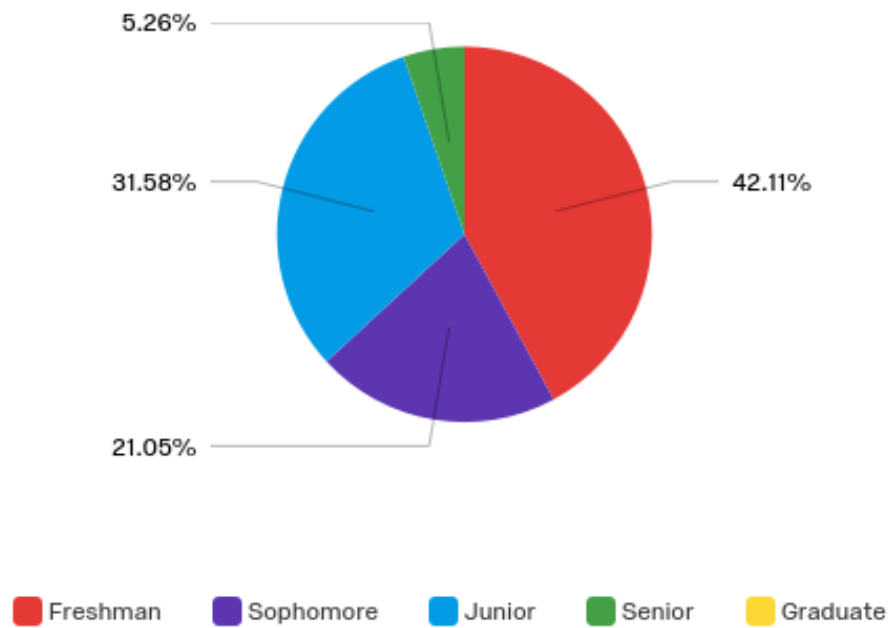
Class of Respondents	3
Major of Undergraduate Respondents	4
Question 3: How many advising sessions, including telephone and e-mail contacts, have you had with your advisor during this academic year?	4
Question 4: How much time did you spend in those sessions on average?	5
Question 5 (a): Have you been able to visit your advisor when you need to?	6
Question 5 (b): Have you been able to spend as much time with your advisor as needed?	7
Question 6: Please describe your experience with your present advisor.	8
Question 7: Did your advisor place final responsibility on you for decision making?	9
Question 8: How would you rate your overall advising experience with your present advisor?	10
Question 9: Rank the three most important purposes for utilizing your advisor	11



Survey Response Report

The following is a detailed analysis of the survey response data.

Class of Respondents



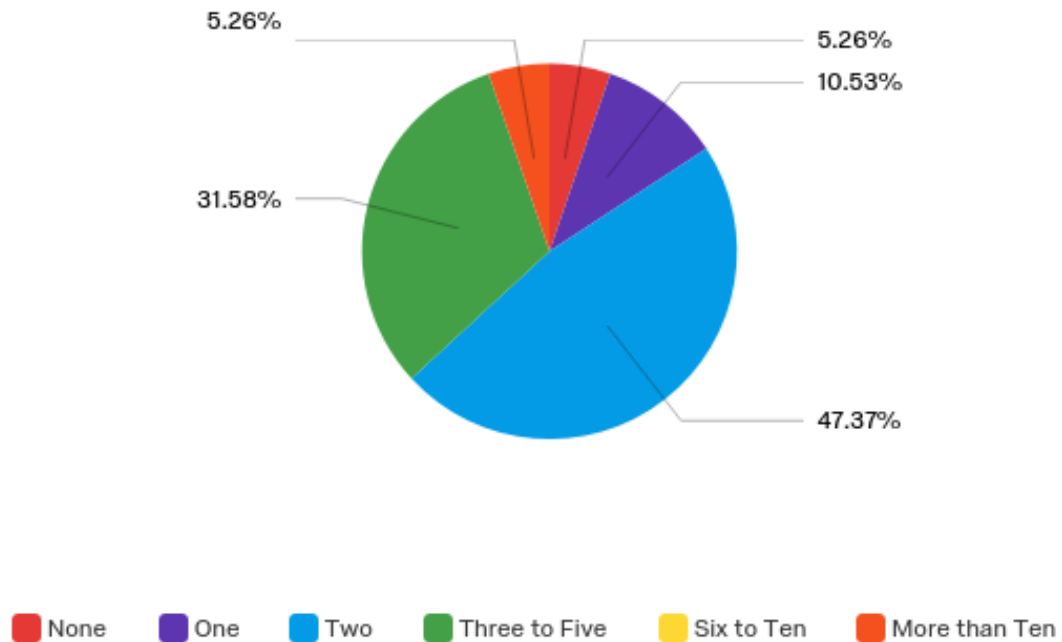
Answer	Response Percent	Response Count
Freshman	42.11%	8
Junior	31.58%	6
Sophomore	21.05%	4
Senior	5.26%	1
Graduate	0.00%	0
Total	100%	19



Major of Undergraduate Respondents

Answer	Response Percent	Response Count
Criminology	100.00%	19
Total	100%	19

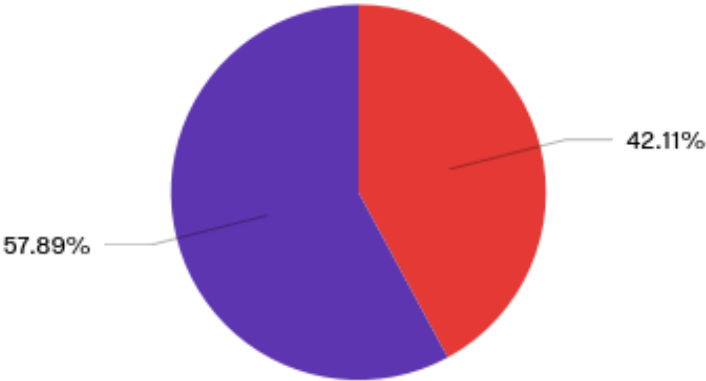
Question 3: How many advising sessions, including telephone and e-mail contacts, have you had with your advisor during this academic year?



Answer	Response Percent	Response Count
Two	47.37%	9
Three to Five	31.58%	6
One	10.53%	2
None	5.26%	1
More than Ten	5.26%	1
Six to Ten	0.00%	0
Total	100%	19



Question 4: How much time did you spend in those sessions on average?

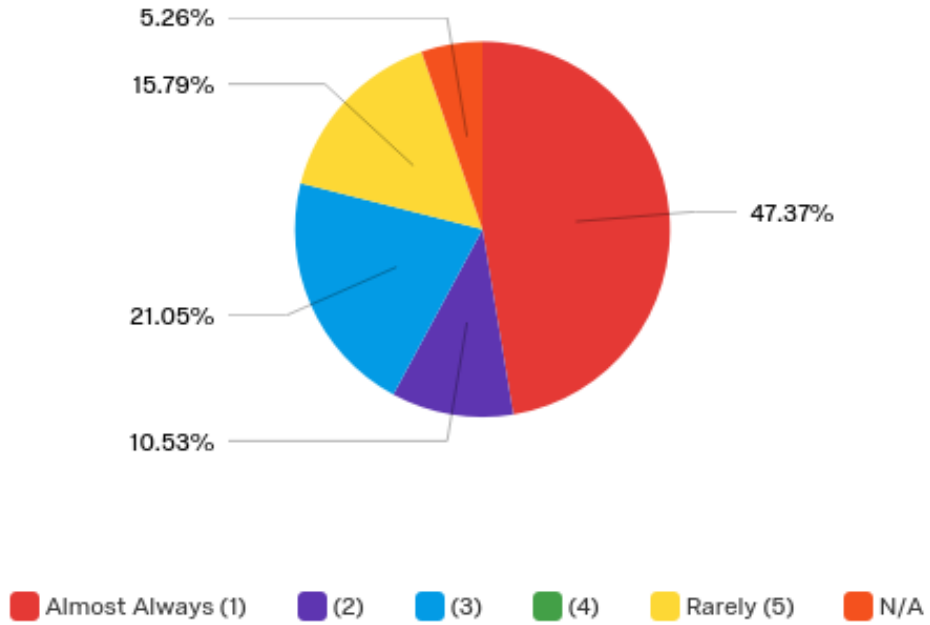


■ Less than 15 minutes
 ■ 15 to 30 minutes
 ■ 31 minutes to 1 hour
 ■ More than 1 hour

Answer	Response Percent	Response Count
15 to 30 minutes	57.89%	11
Less than 15 minutes	42.11%	8
31 minutes to 1 hour	0.00%	0
More than 1 hour	0.00%	0
Total	100%	19



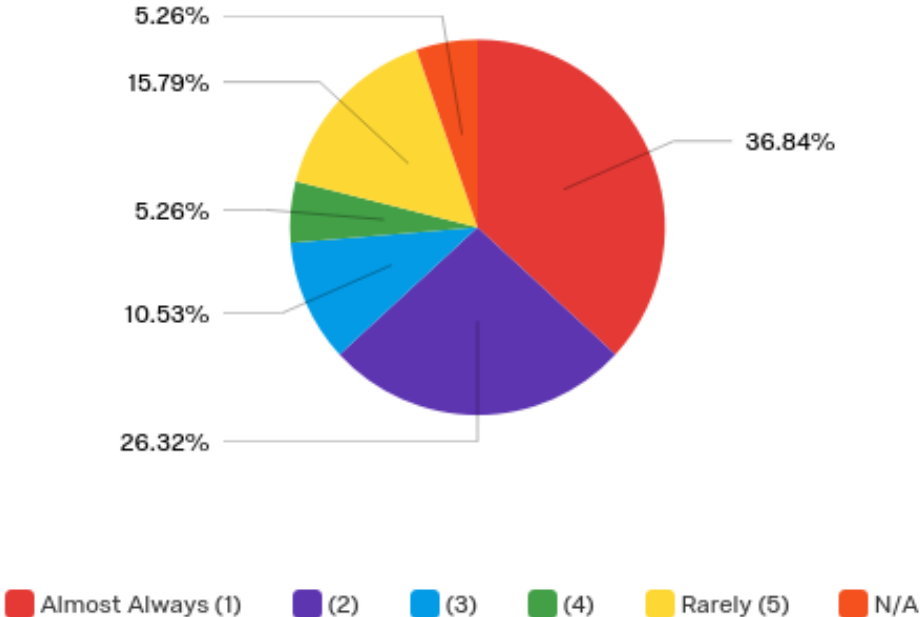
Question 5 (a): Have you been able to visit your advisor when you need to?



Question	Almost Always (1)	(2)	(3)	(4)	Rarely (5)	N/A	Total	Weighted Average
I have been able to visit my advisor when I needed to.	47.37% 9	10.53% 2	21.05% 4	0.00% 0	15.79% 3	5.26% 1	100% 19	2.22



Question 5 (b): Have you been able to spend as much time with your advisor as needed?



Question	Almost Always (1)	(2)	(3)	(4)	Rarely (5)	N/A	Total	Weighted Average
I was able to spend as much time with my advisor as needed.	36.84% 7	26.32% 5	10.53% 2	5.26% 1	15.79% 3	5.26% 1	100% 19	2.33

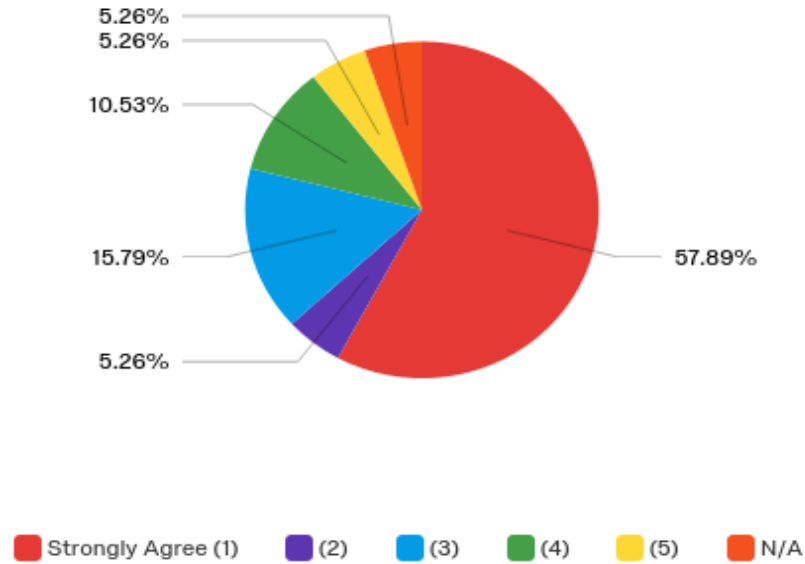


Question 6: Please describe your experience with your present advisor.

Question	Very Much (1)	(2)	(3)	(4)	Not at All (5)	N/A	Total	Weighted Average
Information from my advisor helped me select courses.	26.32% 5	26.32% 5	15.79% 3	15.79% 3	15.79% 3	0.00% 0	100% 19	2.68
My advisor's information about programs helped me clarify my college plans.	26.32% 5	15.79% 3	21.05% 4	10.53% 2	26.32% 5	0.00% 0	100% 19	2.95
My advisor's information about career opportunities helped me clarify my career goals.	21.05% 4	5.26% 1	21.05% 4	10.53% 2	36.84% 7	5.26% 1	100% 19	3.39
Information from my advisor clarified or simplified college requirements or procedures (e.g., degree requirements, drop/add, registration, etc.)	31.58% 6	15.79% 3	15.79% 3	10.53% 2	26.32% 5	0.00% 0	100% 19	2.84
I obtained helpful information from my advisor about resources and services on campus (e.g., student services, counseling, financial aid, etc.)	26.32% 5	21.05% 4	15.79% 3	10.53% 2	26.32% 5	0.00% 0	100% 19	2.89



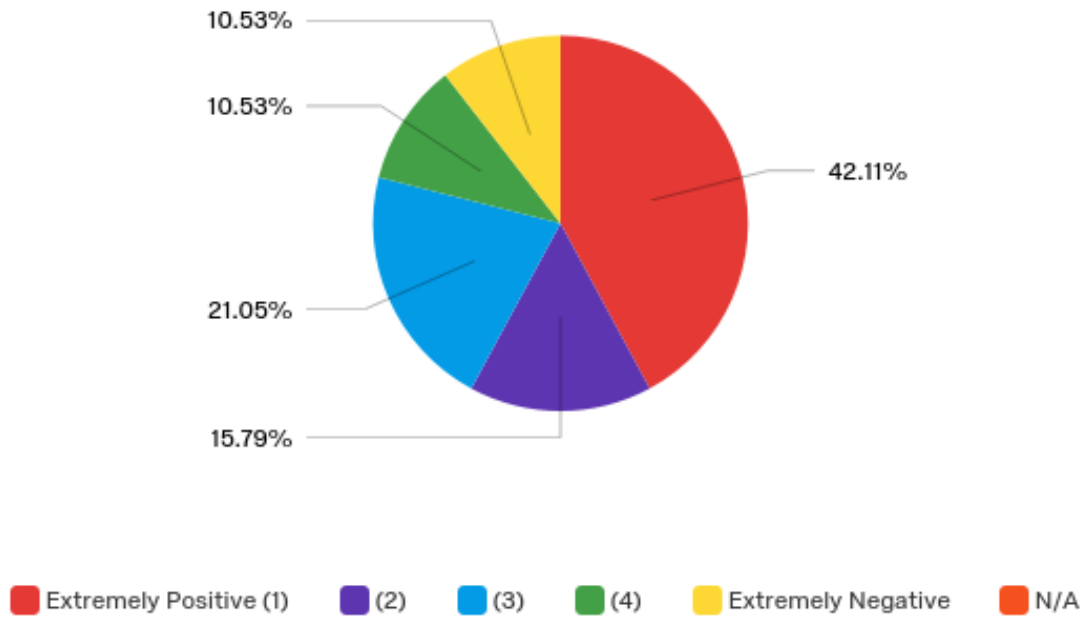
Question 7: Did your advisor place final responsibility on you for decision making?



Question	Strongly Agree (1)	(2)	(3)	(4)	Strongly Disagree (5)	N/A	Total	Weighted Average
As appropriate, my advisor places final responsibility for making decisions on me	57.89% 11	5.26% 1	15.79% 3	10.53% 2	5.26% 1	5.26% 1	100% 19	1.94



Question 8: How would you rate your overall advising experience with your present advisor?



Question	Extremely Positive (1)	(2)	(3)	(4)	Extremely Negative (5)	N/A	Total	Weighted Average
How would you rate your overall advising experience with your present advisor?	42.11% 8	15.79% 3	21.05% 4	10.53% 2	10.53% 2	0.00% 0	100% 19	2.32



Question 9: Rank the three most important purposes for utilizing your advisor.

Question	1	2	3	Total
Selecting courses for your schedule	42.86% 6	35.71% 5	21.43% 3	14
Career Planning	53.85% 7	23.08% 3	23.08% 3	13
Information about college requirements and/or procedures	30.77% 4	46.15% 6	23.08% 3	13
Discussing a course you are taking	33.33% 2	50.00% 3	16.67% 1	6
Information about your skills, abilities, potential, etc.	0.00% 0	25.00% 1	75.00% 3	4
Getting a signature	0.00% 0	0.00% 0	100.00% 2	2
Information about college services or resources	0.00% 0	50.00% 1	50.00% 1	2
Discussing your grades or academic performance	0.00% 0	0.00% 0	100.00% 2	2
Choosing a major	0.00% 0	0.00% 0	100.00% 1	1
Personal concerns	0.00% 0	0.00% 0	0.00% 0	0
Other	0.00% 0	0.00% 0	0.00% 0	0

