



Framingham State University

Office of Institutional Assessment

Academic Advising Survey Report 2018-19

(Appendix H)

Accounting, Economics, and Finance

Total Respondents: 14

Mark Nicholas, Ph.D., Executive Director – Institutional Assessment

Brittany Brown, BA, Staff Assistant

June 2019

Table of Contents

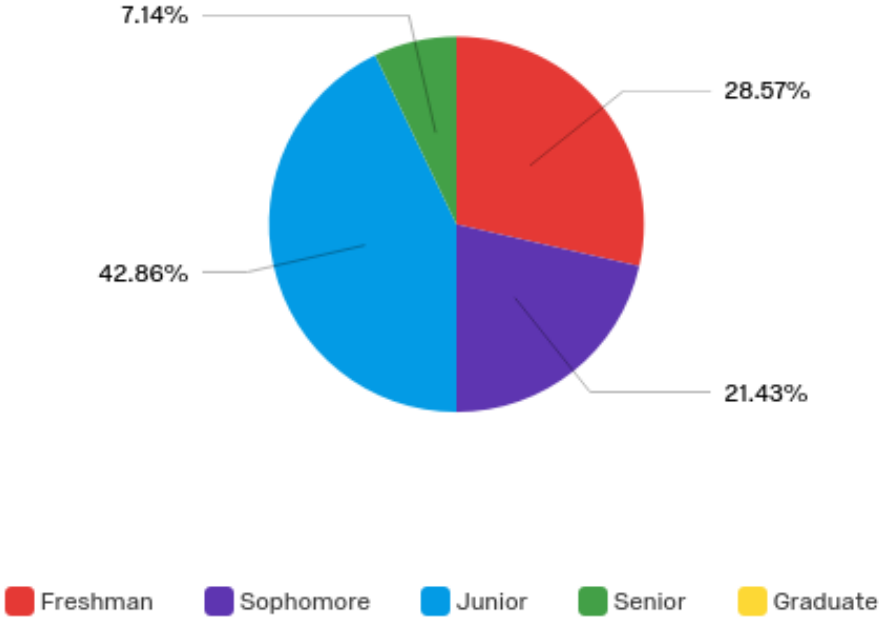
Class of Respondents	3
Major of Undergraduate Respondents	4
Question 3: How many advising sessions, including telephone and e-mail contacts, have you had with your advisor during this academic year?	4
Question 4: How much time did you spend in those sessions on average?	5
Question 5 (a): Have you been able to visit your advisor when you need to?	6
Question 5 (b): Have you been able to spend as much time with your advisor as needed?	7
Question 6: Please describe your experience with your present advisor.	8
Question 7: Did your advisor place final responsibility on you for decision making?	9
Question 8: How would you rate your overall advising experience with your present advisor?	10
Question 9: Rank the three most important purposes for utilizing your advisor	11
Question 23: Please indicate your level of agreement with the items below based on your experience: 12	



Survey Response Report

The following is a detailed analysis of the survey response data.

Class of Respondents



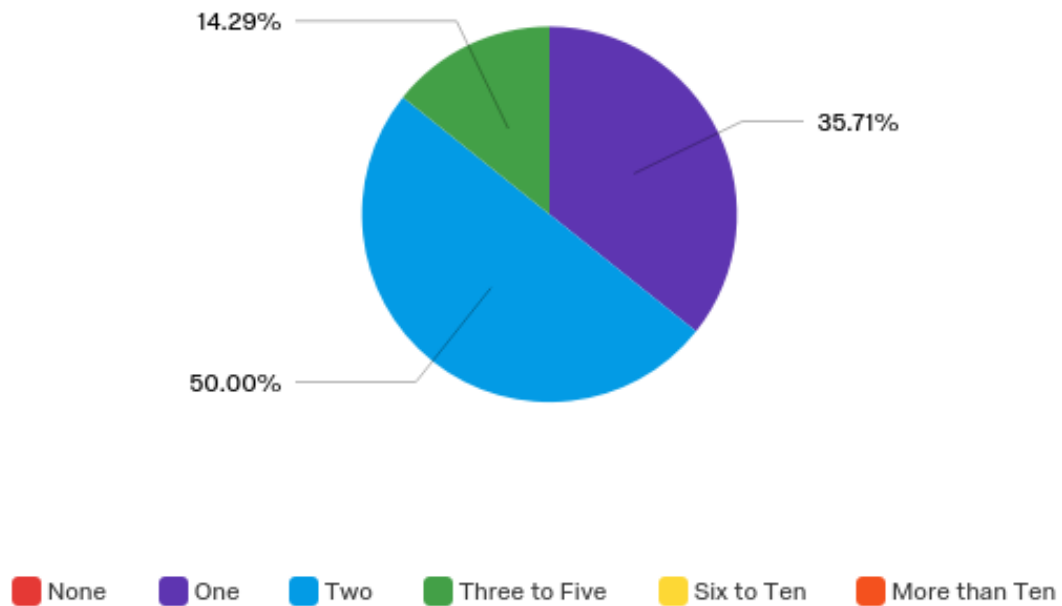
Answer	Response Percent	Response Count
Junior	42.86%	6
Freshman	28.57%	4
Sophomore	21.43%	3
Senior	7.14%	1
Graduate	0.00%	0
Total	100%	14



Major of Undergraduate Respondents

Answer	Response Percent	Response Count
Accounting	42.86%	6
Finance	42.86%	6
Economics	14.29%	2
Total	100%	14

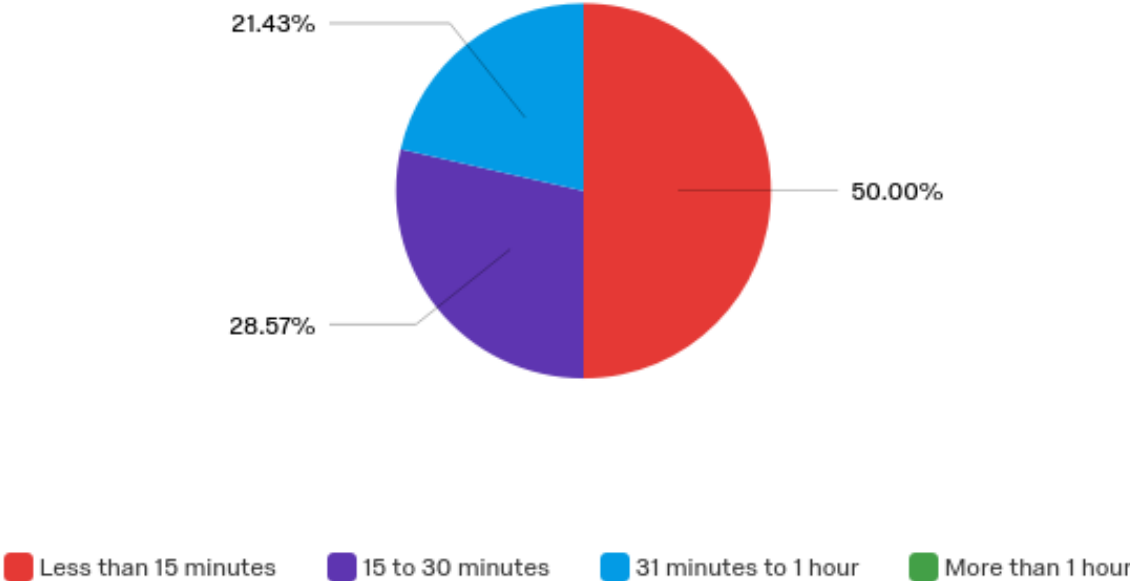
Question 3: How many advising sessions, including telephone and e-mail contacts, have you had with your advisor during this academic year?



Answer	Response Percent	Response Count
Two	50.00%	7
One	35.71%	5
Three to Five	14.29%	2
None	0.00%	0
Six to Ten	0.00%	0
More than Ten	0.00%	0
Total	100%	14



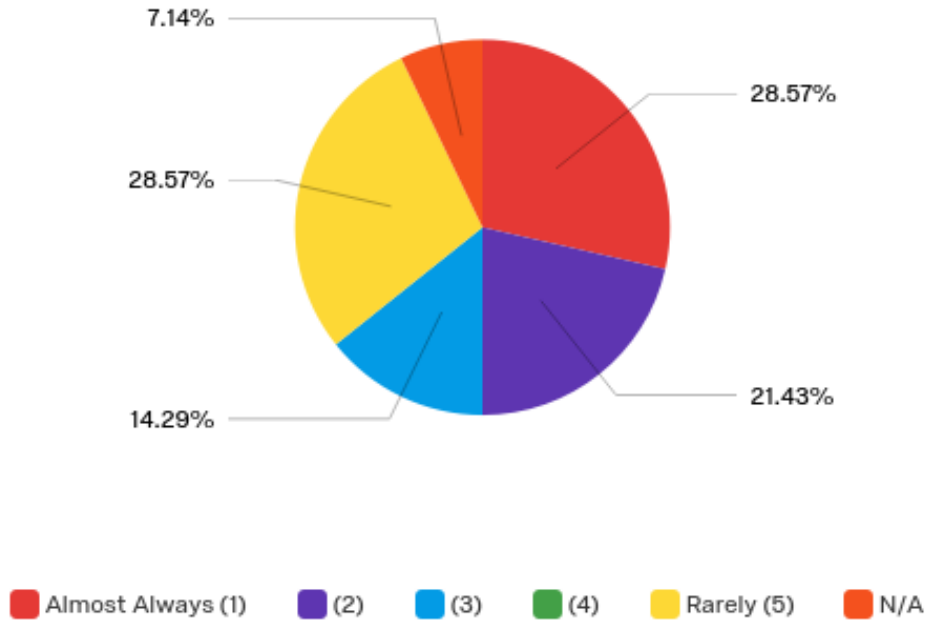
Question 4: How much time did you spend in those sessions on average?



Answer	Response Percent	Response Count
Less than 15 minutes	50.00%	7
15 to 30 minutes	28.57%	4
31 minutes to 1 hour	21.43%	3
More than 1 hour	0.00%	0
Total	100%	14



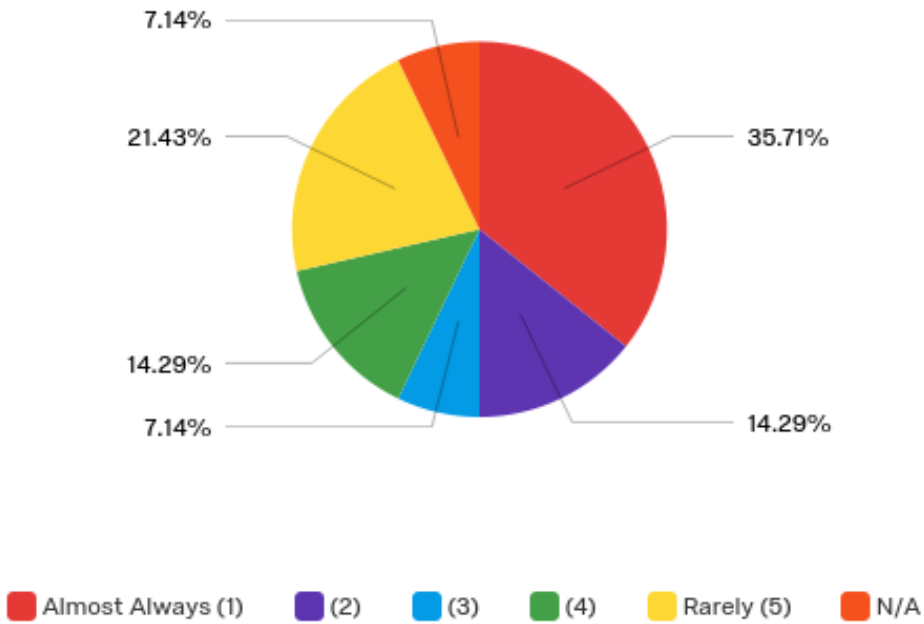
Question 5 (a): Have you been able to visit your advisor when you need to?



Question	Almost Always (1)	(2)	(3)	(4)	Rarely (5)	N/A	Total	Weighted Average
I have been able to visit my advisor when I needed to.	28.57% 4	21.43% 3	14.29% 2	0.00% 0	28.57% 4	7.14% 1	100% 14	2.77



Question 5 (b): Have you been able to spend as much time with your advisor as needed?



Question	Almost Always (1)	(2)	(3)	(4)	Rarely (5)	N/A	Total	Weighted Average
I was able to spend as much time with my advisor as needed.	35.71% 5	14.29% 2	7.14% 1	14.29% 2	21.43% 3	7.14% 1	100% 14	2.69

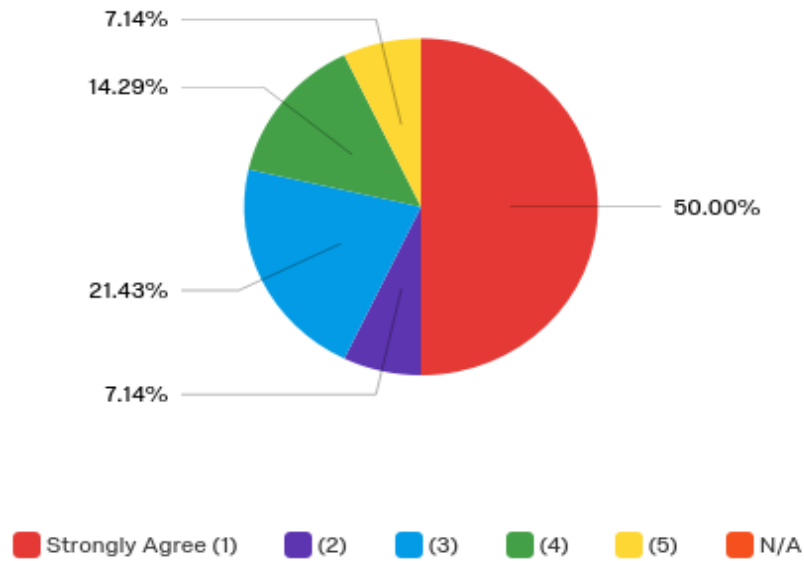


Question 6: Please describe your experience with your present advisor.

Question	Very Much (1)	(2)	(3)	(4)	Not at All (5)	N/A	Total	Weighted Average
Information from my advisor helped me select courses.	42.86% 6	14.29% 2	14.29% 2	7.14% 1	14.29% 2	7.14% 1	100% 14	2.31
My advisor's information about programs helped me clarify my college plans.	35.71% 5	21.43% 3	14.29% 2	7.14% 1	14.29% 2	7.14% 1	100% 14	2.38
My advisor's information about career opportunities helped me clarify my career goals.	28.57% 4	0.00% 0	35.71% 5	14.29% 2	14.29% 2	7.14% 1	100% 14	2.85
Information from my advisor clarified or simplified college requirements or procedures (e.g., degree requirements, drop/add, registration, etc.)	35.71% 5	21.43% 3	14.29% 2	14.29% 2	14.29% 2	0.00% 0	100% 14	2.50
I obtained helpful information from my advisor about resources and services on campus (e.g., student services, counseling, financial aid, etc.)	35.71% 5	7.14% 1	28.57% 4	7.14% 1	14.29% 2	7.14% 1	100% 14	2.54



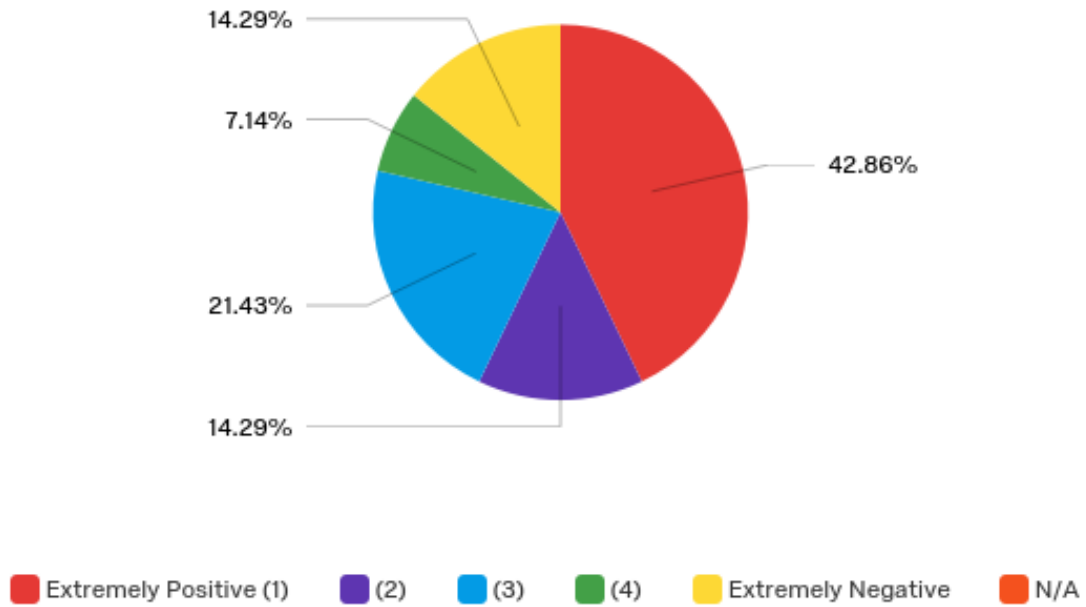
Question 7: Did your advisor place final responsibility on you for decision making?



Question	Strongly Agree (1)	(2)	(3)	(4)	Strongly Disagree (5)	N/A	Total	Weighted Average
As appropriate, my advisor places final responsibility for making decisions on me	50.00% 7	7.14% 1	21.43% 3	14.29% 2	7.14% 1	0.00% 0	100% 14	2.21



Question 8: How would you rate your overall advising experience with your present advisor?



Question	Extremely Positive (1)	(2)	(3)	(4)	Extremely Negative (5)	N/A	Total	Weighted Average
How would you rate your overall advising experience with your present advisor?	42.86% 6	14.29% 2	21.43% 3	7.14% 1	14.29% 2	0.00% 0	100% 14	2.36



Question 9: Rank the three most important purposes for utilizing your advisor.

Question	1	2	3	Total
Selecting courses for your schedule	23.08% 3	38.46% 5	38.46% 5	13
Career Planning	44.44% 4	44.44% 4	11.11% 1	9
Discussing a course you are taking	50.00% 3	50.00% 3	0.00% 0	6
Information about college requirements and/or procedures	40.00% 2	0.00% 0	60.00% 3	5
Getting a signature	0.00% 0	0.00% 0	100.00% 2	2
Discussing your grades or academic performance	0.00% 0	50.00% 1	50.00% 1	2
Information about your skills, abilities, potential, etc.	50.00% 1	0.00% 0	50.00% 1	2
Choosing a major	100.00% 1	0.00% 0	0.00% 0	1
Personal concerns	0.00% 0	0.00% 0	100.00% 1	1
Information about college services or resources	0.00% 0	100.00% 1	0.00% 0	1
Other	0.00% 0	0.00% 0	0.00% 0	0



**Question 23: Please indicate your level of agreement with the items below
based on your experience:**

Question	Strongly Agree	Agree	Neutral	Disagree	Strongly Disagree	N/A	Total
I have been able to attend a group advising session	14.29% 2	50.00% 7	0.00% 0	14.29% 2	0.00% 0	21.43% 3	14
I have been able to receive sufficient academic help from a group advising session.	0.00% 0	50.00% 7	7.14% 1	14.29% 2	0.00% 0	28.57% 4	14
The department of business has provided advice, support and motivation that will ensure that I successfully complete my degree program	21.43% 3	35.71% 5	35.71% 5	7.14% 1	0.00% 0	0.00% 0	14

