



Framingham State University

Office of Institutional Assessment

Academic Advising Survey Report 2018-19

(Appendix H)

English

Total Respondents: 26

Mark Nicholas, Ph.D., Executive Director – Institutional Assessment

Brittany Brown, BA, Staff Assistant

June 2019

Table of Contents

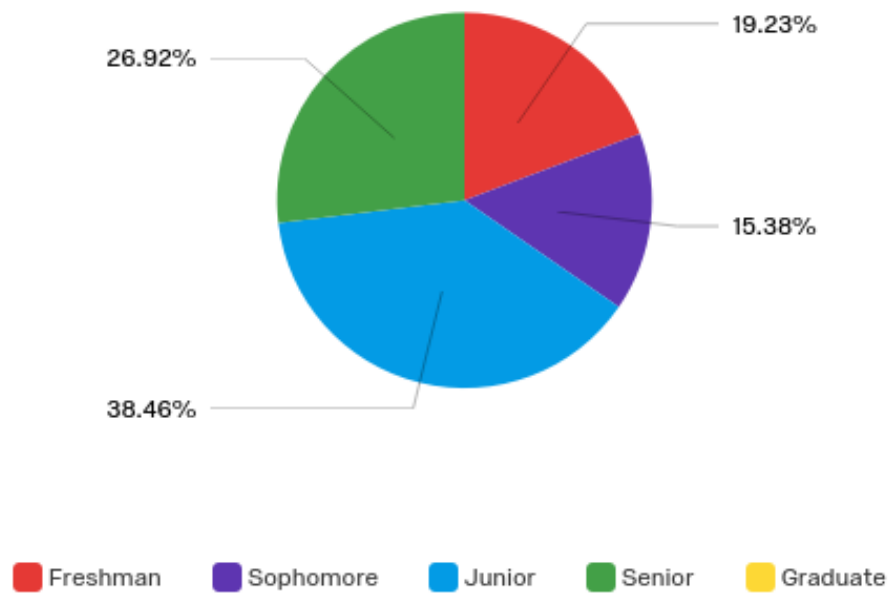
Class of Respondents	3
Major of Undergraduate Respondents	4
Question 3: How many advising sessions, including telephone and e-mail contacts, have you had with your advisor during this academic year?	4
Question 4: How much time did you spend in those sessions on average?	5
Question 5 (a): Have you been able to visit your advisor when you need to?	6
Question 5 (b): Have you been able to spend as much time with your advisor as needed?	7
Question 6: Please describe your experience with your present advisor.	8
Question 7: Did your advisor place final responsibility on you for decision making?	9
Question 8: How would you rate your overall advising experience with your present advisor?	10
Question 9: Rank the three most important purposes for utilizing your advisor	11



Survey Response Report

The following is a detailed analysis of the survey response data.

Class of Respondents

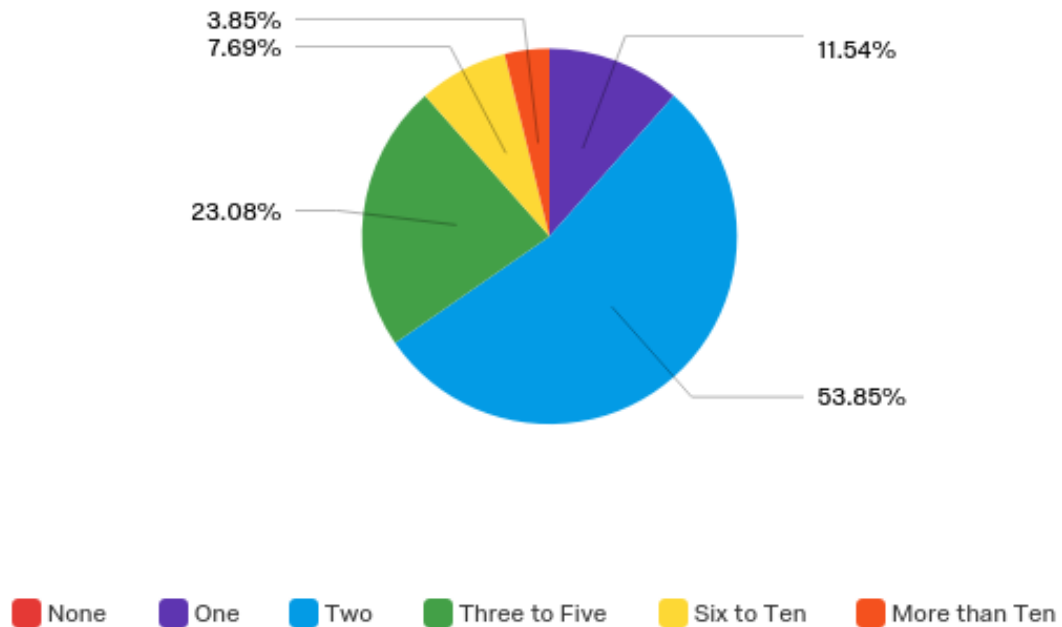


Answer	Response Percent	Response Count
Junior	38.46%	10
Senior	26.92%	7
Freshman	19.23%	5
Sophomore	15.38%	4
Graduate	0.00%	0
Total	100%	26

Major of Undergraduate Respondents

Answer	Response Percent	Response Count
English	100.00%	26
Total	100%	26

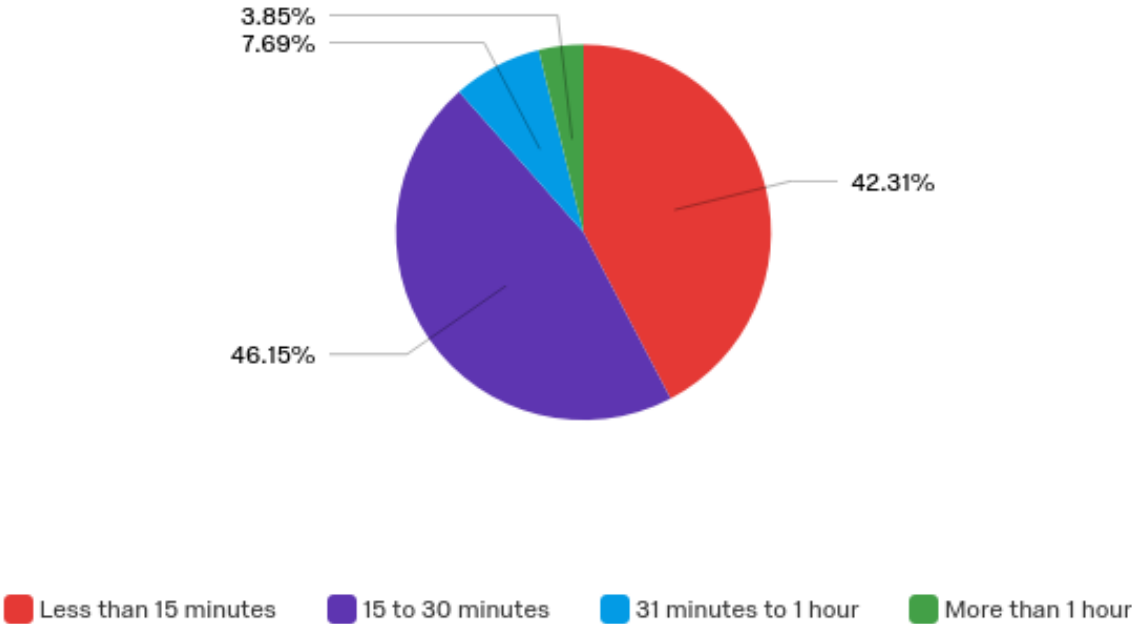
Question 3: How many advising sessions, including telephone and e-mail contacts, have you had with your advisor during this academic year?



Answer	Response Percent	Response Count
Two	53.85%	14
Three to Five	23.08%	6
One	11.54%	3
Six to Ten	7.69%	2
More than Ten	3.85%	1
None	0.00%	0
Total	100%	26



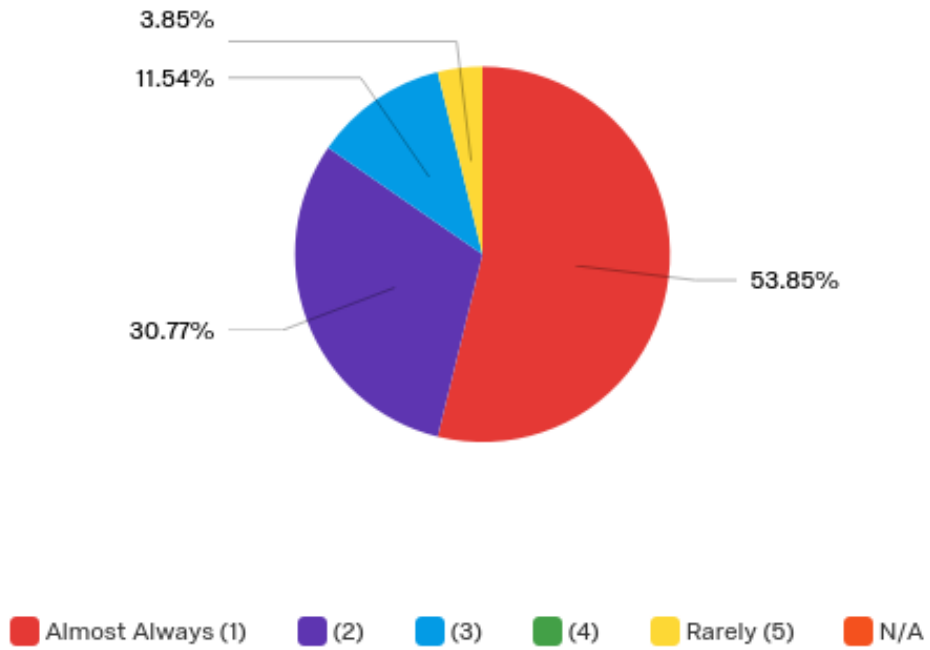
Question 4: How much time did you spend in those sessions on average?



Answer	Response Percent	Response Count
15 to 30 minutes	46.15%	12
Less than 15 minutes	42.31%	11
31 minutes to 1 hour	7.69%	2
More than 1 hour	3.85%	1
Total	100%	26



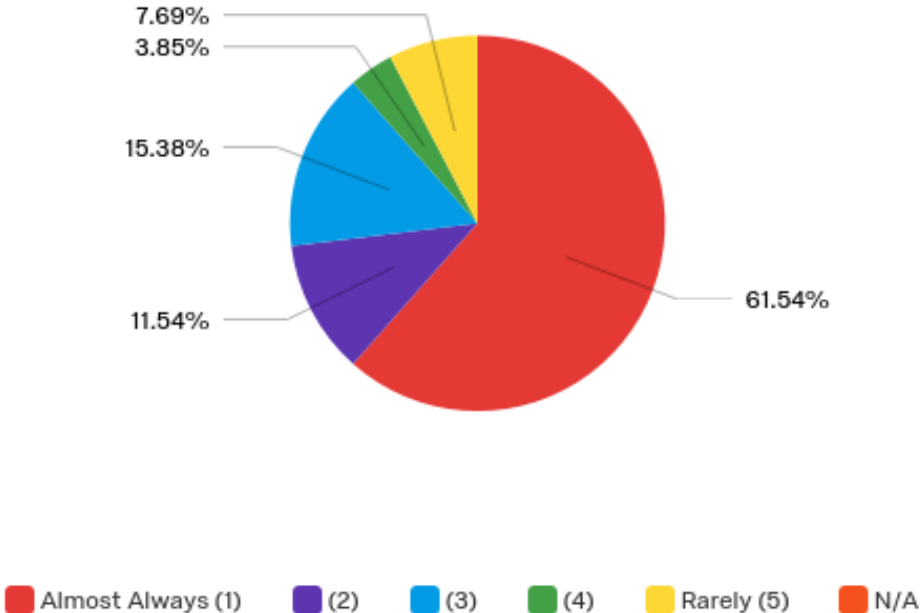
Question 5 (a): Have you been able to visit your advisor when you need to?



Question	Almost Always (1)	(2)	(3)	(4)	Rarely (5)	N/A	Total	Weighted Average
I have been able to visit my advisor when I needed to.	53.85% 14	30.77% 8	11.54% 3	0.00% 0	3.85% 1	0.00% 0	100% 26	1.69



Question 5 (b): Have you been able to spend as much time with your advisor as needed?



Question	Almost Always (1)	(2)	(3)	(4)	Rarely (5)	N/A	Total	Weighted Average
I was able to spend as much time with my advisor as needed.	61.54% 16	11.54% 3	15.38% 4	3.85% 1	7.69% 2	0.00% 0	100% 26	1.85

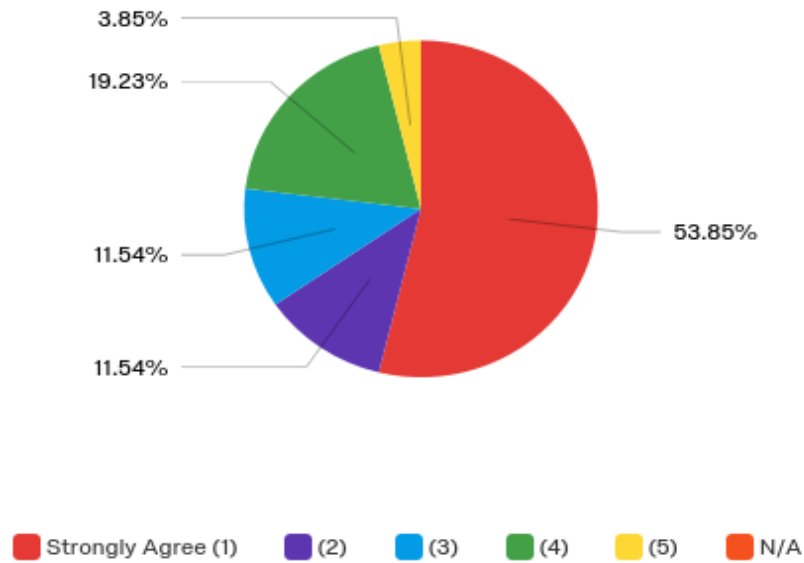


Question 6: Please describe your experience with your present advisor.

Question	Very Much (1)	(2)	(3)	(4)	Not at All (5)	N/A	Total	Weighted Average
Information from my advisor helped me select courses.	46.15% 12	26.92% 7	11.54% 3	3.85% 1	11.54% 3	0.00% 0	100% 26	2.08
My advisor's information about programs helped me clarify my college plans.	46.15% 12	19.23% 5	11.54% 3	7.69% 2	15.38% 4	0.00% 0	100% 26	2.27
My advisor's information about career opportunities helped me clarify my career goals.	26.92% 7	23.08% 6	19.23% 5	3.85% 1	19.23% 5	7.69% 2	100% 26	2.63
Information from my advisor clarified or simplified college requirements or procedures (e.g., degree requirements, drop/add, registration, etc.)	46.15% 12	23.08% 6	11.54% 3	3.85% 1	11.54% 3	3.85% 1	100% 26	2.08
I obtained helpful information from my advisor about resources and services on campus (e.g., student services, counseling, financial aid, etc.)	19.23% 5	26.92% 7	15.38% 4	7.69% 2	15.38% 4	15.38% 4	100% 26	2.68



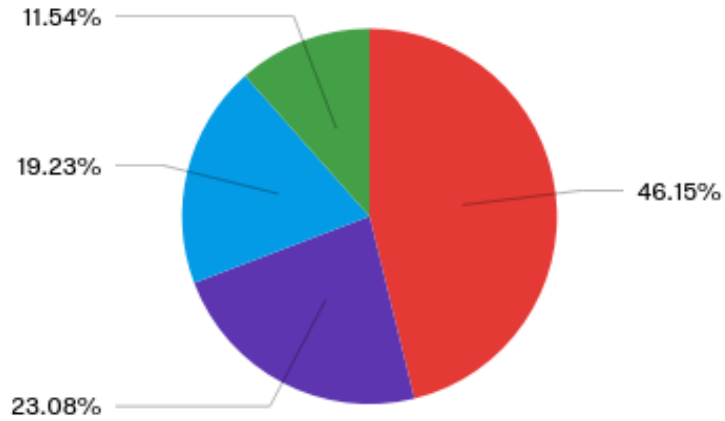
Question 7: Did your advisor place final responsibility on you for decision making?



Question	Strongly Agree (1)	(2)	(3)	(4)	Strongly Disagree (5)	N/A	Total	Weighted Average
As appropriate, my advisor places final responsibility for making decisions on me	53.85% 14	11.54% 3	11.54% 3	19.23% 5	3.85% 1	0.00% 0	100% 26	2.08



Question 8: How would you rate your overall advising experience with your present advisor?



■ Extremely Positive (1)
 ■ (2)
 ■ (3)
 ■ (4)
 ■ Extremely Negative (5)
 ■ N/A

Question	Extremely Positive (1)	(2)	(3)	(4)	Extremely Negative (5)	N/A	Total	Weighted Average
How would you rate your overall advising experience with your present advisor?	46.15% 12	23.08% 6	19.23% 5	11.54% 3	0.00% 0	0.00% 0	100% 26	1.96



Question 9: Rank the three most important purposes for utilizing your advisor.

Question	1	2	3	Total
Selecting courses for your schedule	68.18% 15	22.73% 5	9.09% 2	22
Information about college requirements and/or procedures	29.41% 5	52.94% 9	17.65% 3	17
Career Planning	16.67% 2	41.67% 5	41.67% 5	12
Discussing a course you are taking	20.00% 2	40.00% 4	40.00% 4	10
Discussing your grades or academic performance	0.00% 0	0.00% 0	100.00% 5	5
Getting a signature	0.00% 0	0.00% 0	100.00% 4	4
Personal concerns	0.00% 0	33.33% 1	66.67% 2	3
Choosing a major	50.00% 1	50.00% 1	0.00% 0	2
Information about college services or resources	0.00% 0	50.00% 1	50.00% 1	2
Other	100.00% 1	0.00% 0	0.00% 0	1
Information about your skills, abilities, potential, etc.	0.00% 0	0.00% 0	0.00% 0	0

