



Framingham State University

Office of Institutional Assessment

Academic Advising Survey Report 2018-19

(Appendix H)

Fashion Design and Retailing

Total Respondents: 17

Mark Nicholas, Ph.D., Executive Director – Institutional Assessment

Brittany Brown, BA, Staff Assistant

June 2019

Table of Contents

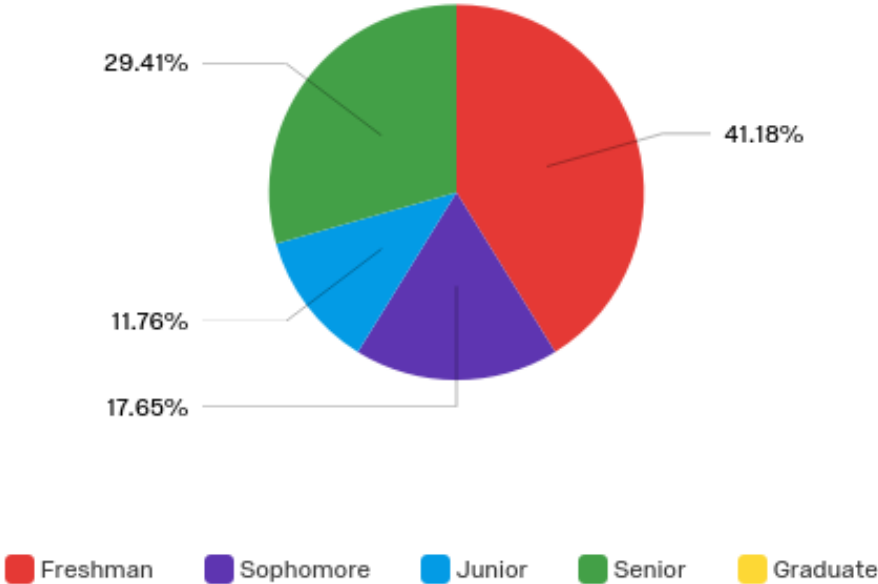
Class of Respondents	3
Major of Undergraduate Respondents	4
Question 3: How many advising sessions, including telephone and e-mail contacts, have you had with your advisor during this academic year?	4
Question 4: How much time did you spend in those sessions on average?	5
Question 5 (a): Have you been able to visit your advisor when you need to?	6
Question 5 (b): Have you been able to spend as much time with your advisor as needed?	7
Question 6: Please describe your experience with your present advisor.	8
Question 7: Did your advisor place final responsibility on you for decision making?	9
Question 8: How would you rate your overall advising experience with your present advisor?	10
Question 9: Rank the three most important purposes for utilizing your advisor	11



Survey Response Report

The following is a detailed analysis of the survey response data.

Class of Respondents



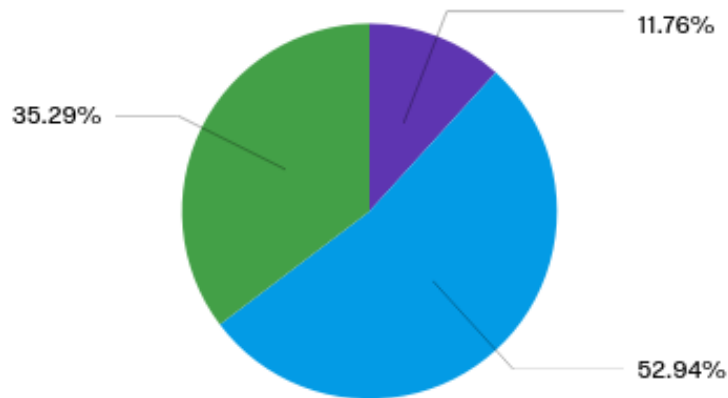
Answer	Response Percent	Response Count
Freshman	41.18%	7
Senior	29.41%	5
Sophomore	17.65%	3
Junior	11.76%	2
Graduate	0.00%	0
Total	100%	17



Major of Undergraduate Respondents

Answer	Response Percent	Response Count
Fashion Design and Retailing	100.00%	17
Total	100%	17

Question 3: How many advising sessions, including telephone and e-mail contacts, have you had with your advisor during this academic year?

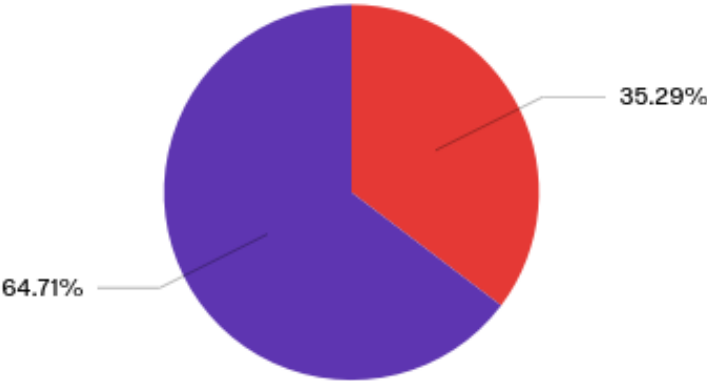


■ None
 ■ One
 ■ Two
 ■ Three to Five
 ■ Six to Ten
 ■ More than Ten

Answer	Response Percent	Response Count
Two	52.94%	9
Three to Five	35.29%	6
One	11.76%	2
None	0.00%	0
Six to Ten	0.00%	0
More than Ten	0.00%	0
Total	100%	17



Question 4: How much time did you spend in those sessions on average?

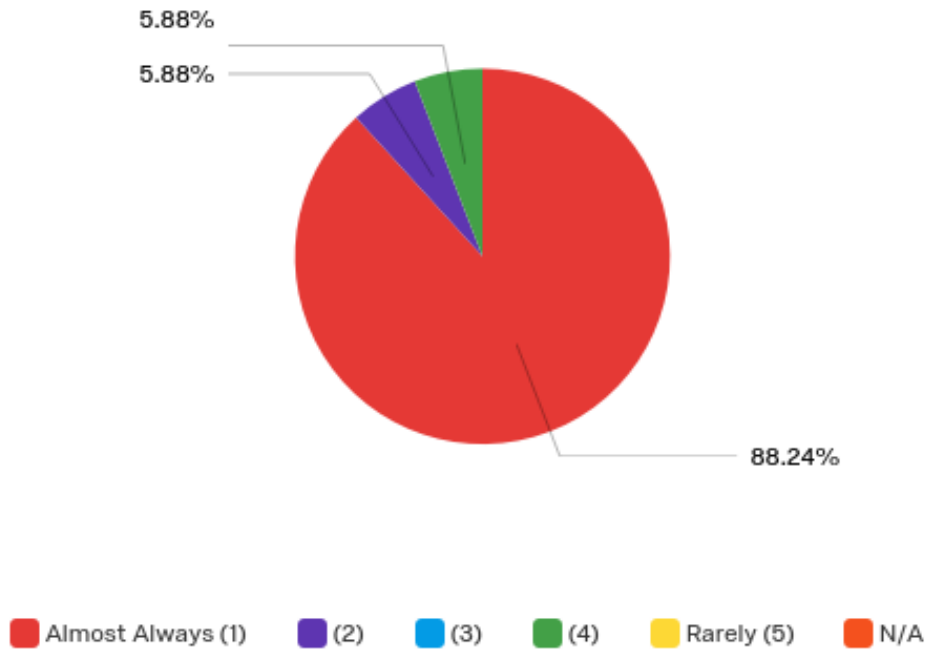


■ Less than 15 minutes
 ■ 15 to 30 minutes
 ■ 31 minutes to 1 hour
 ■ More than 1 hour

Answer	Response Percent	Response Count
15 to 30 minutes	64.71%	11
Less than 15 minutes	35.29%	6
31 minutes to 1 hour	0.00%	0
More than 1 hour	0.00%	0
Total	100%	17



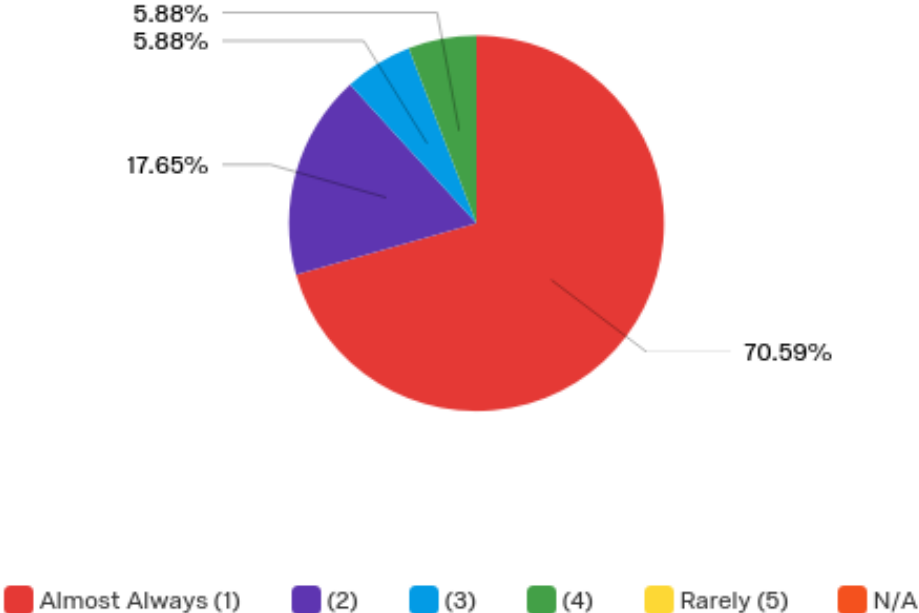
Question 5 (a): Have you been able to visit your advisor when you need to?



Question	Almost Always (1)	(2)	(3)	(4)	Rarely (5)	N/A	Total	Weighted Average
I have been able to visit my advisor when I needed to.	88.24% 15	5.88% 1	0.00% 0	5.88% 1	0.00% 0	0.00% 0	100% 17	1.24



Question 5 (b): Have you been able to spend as much time with your advisor as needed?



Question	Almost Always (1)	(2)	(3)	(4)	Rarely (5)	N/A	Total	Weighted Average
I was able to spend as much time with my advisor as needed.	70.59% 12	17.65% 3	5.88% 1	5.88% 1	0.00% 0	0.00% 0	100% 17	1.47

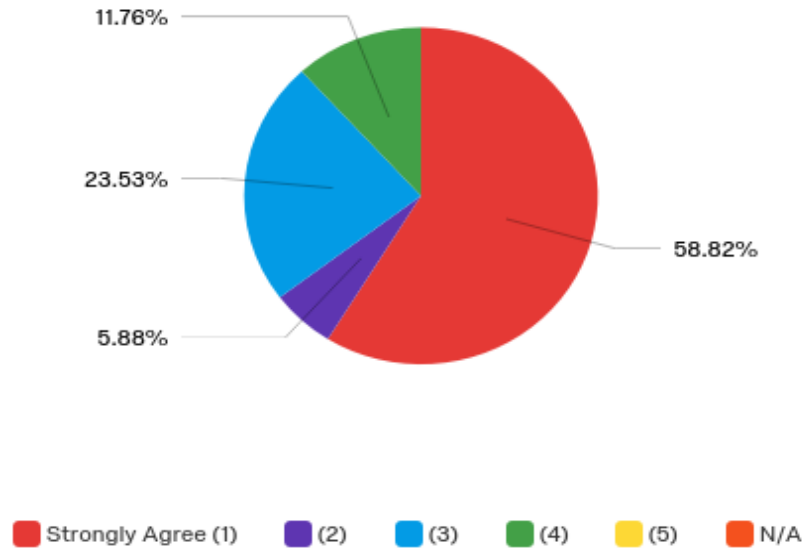


Question 6: Please describe your experience with your present advisor.

Question	Very Much (1)	(2)	(3)	(4)	Not at All (5)	N/A	Total	Weighted Average
Information from my advisor helped me select courses.	64.71% 11	35.29% 6	0.00% 0	0.00% 0	0.00% 0	0.00% 0	100% 17	1.35
My advisor's information about programs helped me clarify my college plans.	58.82% 10	23.53% 4	17.65% 3	0.00% 0	0.00% 0	0.00% 0	100% 17	1.59
My advisor's information about career opportunities helped me clarify my career goals.	47.06% 8	5.88% 1	17.65% 3	5.88% 1	5.88% 1	17.65% 3	100% 17	2.00
Information from my advisor clarified or simplified college requirements or procedures (e.g., degree requirements, drop/add, registration, etc.)	64.71% 11	23.53% 4	5.88% 1	5.88% 1	0.00% 0	0.00% 0	100% 17	1.53
I obtained helpful information from my advisor about resources and services on campus (e.g., student services, counseling, financial aid, etc.)	52.94% 9	23.53% 4	11.76% 2	5.88% 1	0.00% 0	5.88% 1	100% 17	1.69



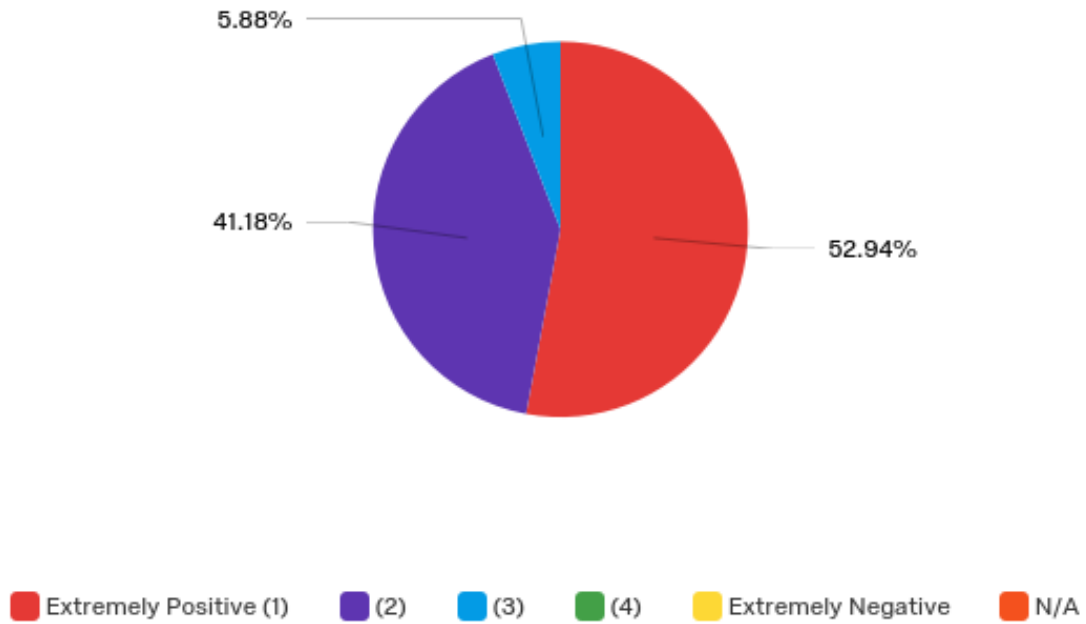
Question 7: Did your advisor place final responsibility on you for decision making?



Question	Strongly Agree (1)	(2)	(3)	(4)	Strongly Disagree (5)	N/A	Total	Weighted Average
As appropriate, my advisor places final responsibility for making decisions on me	58.82% 10	5.88% 1	23.53% 4	11.76% 2	0.00% 0	0.00% 0	100% 17	1.88



Question 8: How would you rate your overall advising experience with your present advisor?



Question	Extremely Positive (1)	(2)	(3)	(4)	Extremely Negative (5)	N/A	Total	Weighted Average
How would you rate your overall advising experience with your present advisor?	52.94% 9	41.18% 7	5.88% 1	0.00% 0	0.00% 0	0.00% 0	100% 17	1.53



Question 9: Rank the three most important purposes for utilizing your advisor.

Question	1	2	3	Total
Career Planning	14.29% 2	21.43% 3	64.29% 9	14
Selecting courses for your schedule	57.14% 8	35.71% 5	7.14% 1	14
Information about college requirements and/or procedures	21.43% 3	50.00% 7	28.57% 4	14
Discussing a course you are taking	100.00% 3	0.00% 0	0.00% 0	3
Getting a signature	0.00% 0	50.00% 1	50.00% 1	2
Information about your skills, abilities, potential, etc.	50.00% 1	50.00% 1	0.00% 0	2
Personal concerns	0.00% 0	0.00% 0	100.00% 1	1
Discussing your grades or academic performance	0.00% 0	0.00% 0	100.00% 1	1
Choosing a major	0.00% 0	0.00% 0	0.00% 0	0
Information about college services or resources	0.00% 0	0.00% 0	0.00% 0	0
Other	0.00% 0	0.00% 0	0.00% 0	0

