



Framingham State University

Office of Institutional Assessment

Academic Advising Survey Report 2018-19

(Appendix H)

Geography

Total Respondents: 3

Mark Nicholas, Ph.D., Executive Director – Institutional Assessment

Brittany Brown, BA, Staff Assistant

June 2019

Table of Contents

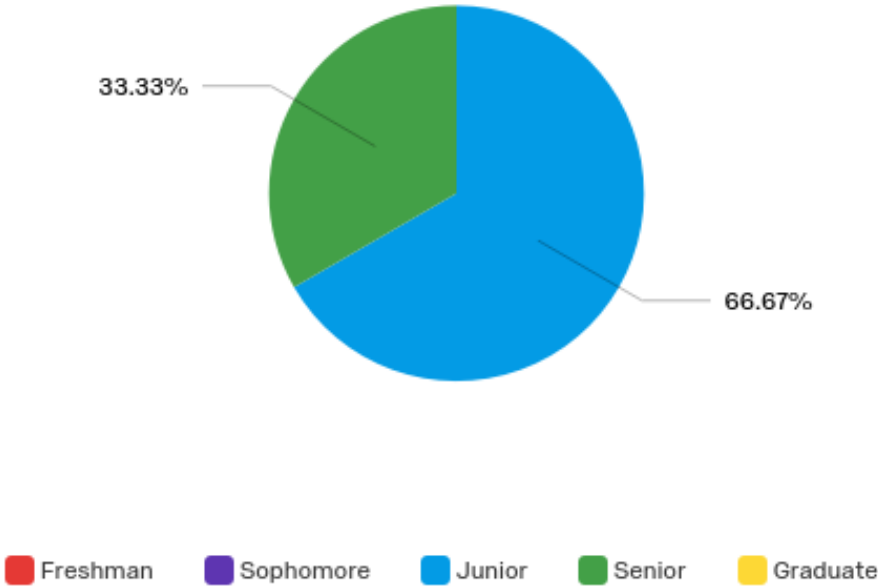
Class of Respondents	3
Major of Undergraduate Respondents	4
Question 3: How many advising sessions, including telephone and e-mail contacts, have you had with your advisor during this academic year?	4
Question 4: How much time did you spend in those sessions on average?.....	5
Question 5 (a): Have you been able to visit your advisor when you need to?.....	6
Question 5 (b): Have you been able to spend as much time with your advisor as needed?	6
Question 6: Please describe your experience with your present advisor.	7
Question 7: Did your advisor place final responsibility on you for decision making?	8
Question 8: How would you rate your overall advising experience with your present advisor?.....	9
Question 9: Rank the three most important purposes for utilizing your advisor.....	10



Survey Response Report

The following is a detailed analysis of the survey response data.

Class of Respondents



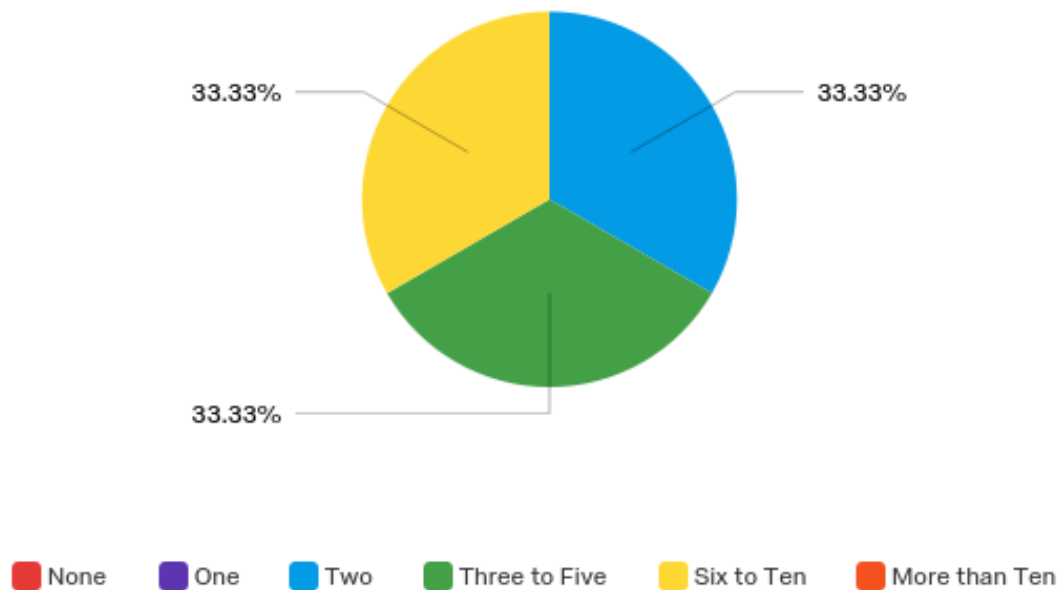
Answer	Response Percent	Response Count
Junior	66.67%	2
Senior	33.33%	1
Freshman	0.00%	0
Sophomore	0.00%	0
Graduate	0.00%	0
Total	100%	3



Major of Undergraduate Respondents

Answer	Response Percent	Response Count
Geography	100.00%	3
Total	100%	3

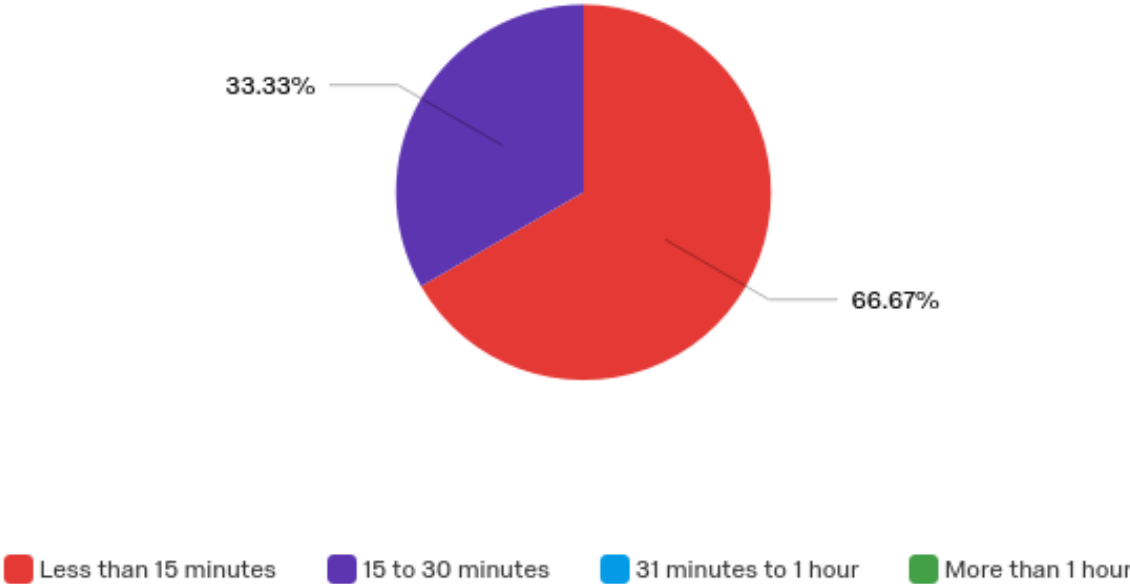
Question 3: How many advising sessions, including telephone and e-mail contacts, have you had with your advisor during this academic year?



Answer	Response Percent	Response Count
Two	33.33%	1
Three to Five	33.33%	1
Six to Ten	33.33%	1
None	0.00%	0
One	0.00%	0
More than Ten	0.00%	0
Total	100%	3



Question 4: How much time did you spend in those sessions on average?



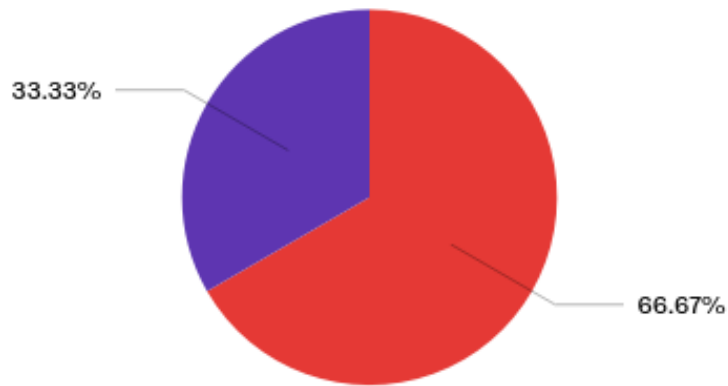
Answer	Response Percent	Response Count
Less than 15 minutes	66.67%	2
15 to 30 minutes	33.33%	1
31 minutes to 1 hour	0.00%	0
More than 1 hour	0.00%	0
Total	100%	3



Question 5 (a): Have you been able to visit your advisor when you need to?

Question	Almost Always (1)	(2)	(3)	(4)	Rarely (5)	N/A	Total	Weighted Average
I have been able to visit my advisor when I needed to.	100.00% 3	0.00% 0	0.00% 0	0.00% 0	0.00% 0	0.00% 0	100% 3	1.00

Question 5 (b): Have you been able to spend as much time with your advisor as needed?



■ Almost Always (1)
 ■ (2)
 ■ (3)
 ■ (4)
 ■ Rarely (5)
 ■ N/A

Question	Almost Always (1)	(2)	(3)	(4)	Rarely (5)	N/A	Total	Weighted Average
I was able to spend as much time with my advisor as needed.	66.67% 2	33.33% 1	0.00% 0	0.00% 0	0.00% 0	0.00% 0	100% 3	1.33



Question 6: Please describe your experience with your present advisor.

Question	Very Much (1)	(2)	(3)	(4)	Not at All (5)	N/A	Total	Weighted Average
Information from my advisor helped me select courses.	66.67% 2	33.33% 1	0.00% 0	0.00% 0	0.00% 0	0.00% 0	100% 3	1.33
My advisor's information about programs helped me clarify my college plans.	66.67% 2	33.33% 1	0.00% 0	0.00% 0	0.00% 0	0.00% 0	100% 3	1.33
My advisor's information about career opportunities helped me clarify my career goals.	33.33% 1	33.33% 1	0.00% 0	33.33% 1	0.00% 0	0.00% 0	100% 3	2.33
Information from my advisor clarified or simplified college requirements or procedures (e.g., degree requirements, drop/add, registration, etc.)	33.33% 1	66.67% 2	0.00% 0	0.00% 0	0.00% 0	0.00% 0	100% 3	1.67
I obtained helpful information from my advisor about resources and services on campus (e.g., student services, counseling, financial aid, etc.)	66.67% 2	0.00% 0	33.33% 1	0.00% 0	0.00% 0	0.00% 0	100% 3	1.67

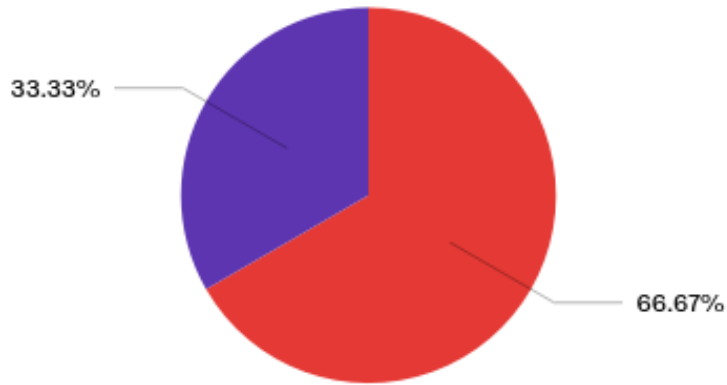


Question 7: Did your advisor place final responsibility on you for decision making?

Question	Strongly Agree (1)	(2)	(3)	(4)	Strongly Disagree (5)	N/A	Total	Weighted Average
As appropriate, my advisor places final responsibility for making decisions on me	100.00% 3	0.00% 0	0.00% 0	0.00% 0	0.00% 0	0.00% 0	100% 3	1.00



Question 8: How would you rate your overall advising experience with your present advisor?



■ Extremely Positive (1)
 ■ (2)
 ■ (3)
 ■ (4)
 ■ Extremely Negative
 ■ N/A

Question	Extremely Positive (1)	(2)	(3)	(4)	Extremely Negative (5)	N/A	Total	Weighted Average
How would you rate your overall advising experience with your present advisor?	66.67% 2	33.33% 1	0.00% 0	0.00% 0	0.00% 0	0.00% 0	100% 3	1.33



Question 9: Rank the three most important purposes for utilizing your advisor.

Question	1	2	3	Total
Discussing a course you are taking	0.00% 0	0.00% 0	0.00% 0	0
Career Planning	0.00% 0	100.00% 1	0.00% 0	1
Selecting courses for your schedule	50.00% 1	0.00% 0	50.00% 1	2
Information about college requirements and/or procedures	100.00% 1	0.00% 0	0.00% 0	1
Choosing a major	0.00% 0	100.00% 1	0.00% 0	1
Getting a signature	0.00% 0	0.00% 0	0.00% 0	0
Personal concerns	0.00% 0	50.00% 1	50.00% 1	2
Information about college services or resources	0.00% 0	0.00% 0	100.00% 1	1
Discussing your grades or academic performance	0.00% 0	0.00% 0	0.00% 0	0
Information about your skills, abilities, potential, etc.	100.00% 1	0.00% 0	0.00% 0	1
Other	0.00% 0	0.00% 0	0.00% 0	0

