



Framingham State University

Office of Institutional Assessment

Academic Advising Survey Report 2018-19

(Appendix H)

Health and Wellness

Total Respondents: 5

Mark Nicholas, Ph.D., Executive Director – Institutional Assessment

Brittany Brown, BA, Staff Assistant

June 2019

Table of Contents

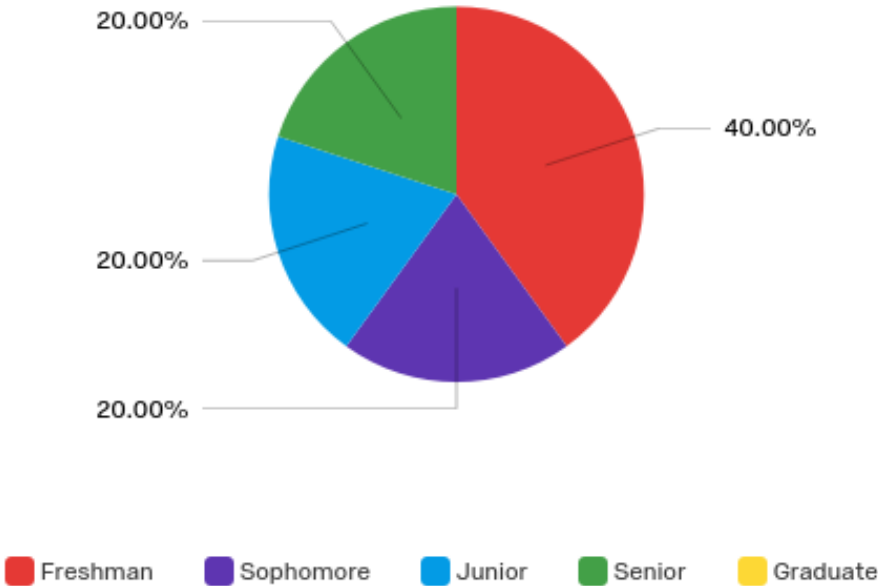
Class of Respondents	3
Major of Undergraduate Respondents	4
Question 3: How many advising sessions, including telephone and e-mail contacts, have you had with your advisor during this academic year?	4
Question 4: How much time did you spend in those sessions on average?	5
Question 5 (a): Have you been able to visit your advisor when you need to?	6
Question 5 (b): Have you been able to spend as much time with your advisor as needed?	7
Question 6: Please describe your experience with your present advisor.	8
Question 7: Did your advisor place final responsibility on you for decision making?	9
Question 8: How would you rate your overall advising experience with your present advisor?	10
Question 9: Rank the three most important purposes for utilizing your advisor	11
Question 26: Please indicate your level of agreement with the items below based on your experience:	12



Survey Response Report

The following is a detailed analysis of the survey response data.

Class of Respondents



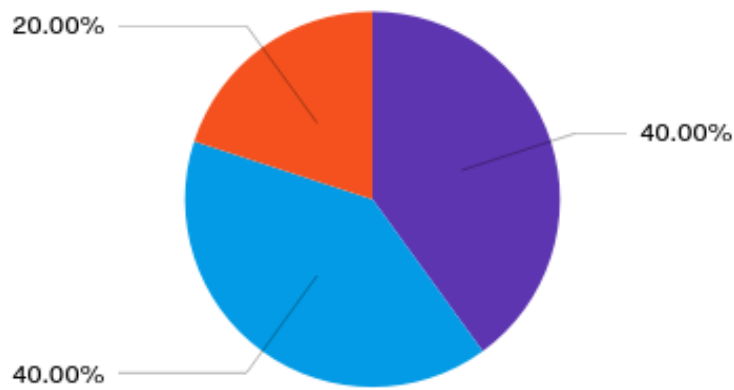
Answer	Response Percent	Response Count
Freshman	40.00%	2
Sophomore	20.00%	1
Junior	20.00%	1
Senior	20.00%	1
Graduate	0.00%	0
Total	100%	5



Major of Undergraduate Respondents

Answer	Response Percent	Response Count
Health and Wellness	100.00%	5
Total	100%	5

Question 3: How many advising sessions, including telephone and e-mail contacts, have you had with your advisor during this academic year?

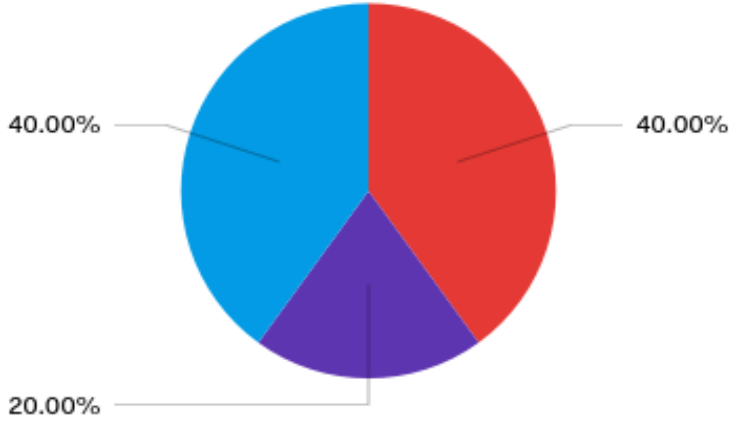


■ None
 ■ One
 ■ Two
 ■ Three to Five
 ■ Six to Ten
 ■ More than Ten

Answer	Response Percent	Response Count
One	40.00%	2
Two	40.00%	2
More than Ten	20.00%	1
None	0.00%	0
Three to Five	0.00%	0
Six to Ten	0.00%	0
Total	100%	5



Question 4: How much time did you spend in those sessions on average?

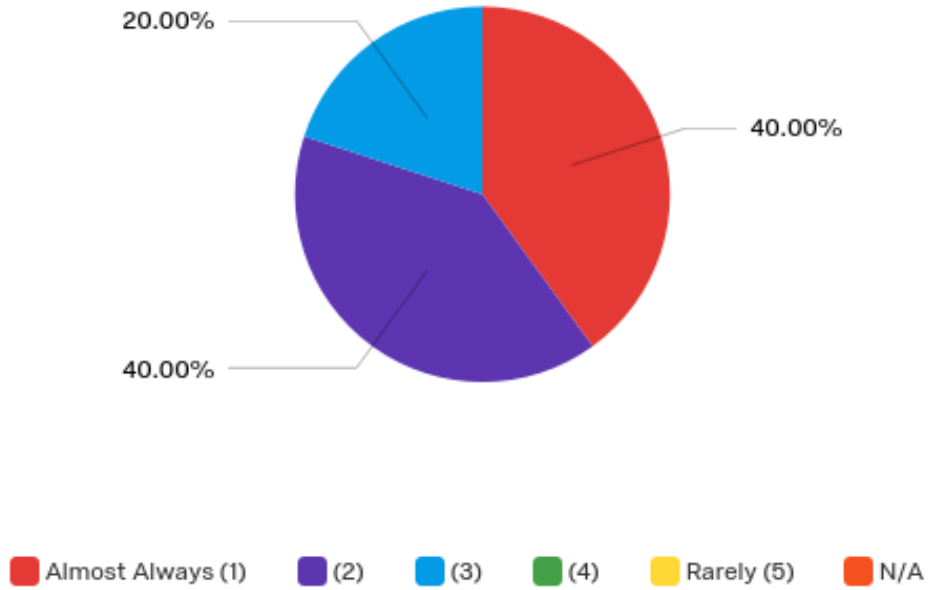


■ Less than 15 minutes
 ■ 15 to 30 minutes
 ■ 31 minutes to 1 hour
 ■ More than 1 hour

Answer	Response Percent	Response Count
Less than 15 minutes	40.00%	2
31 minutes to 1 hour	40.00%	2
15 to 30 minutes	20.00%	1
More than 1 hour	0.00%	0
Total	100%	5



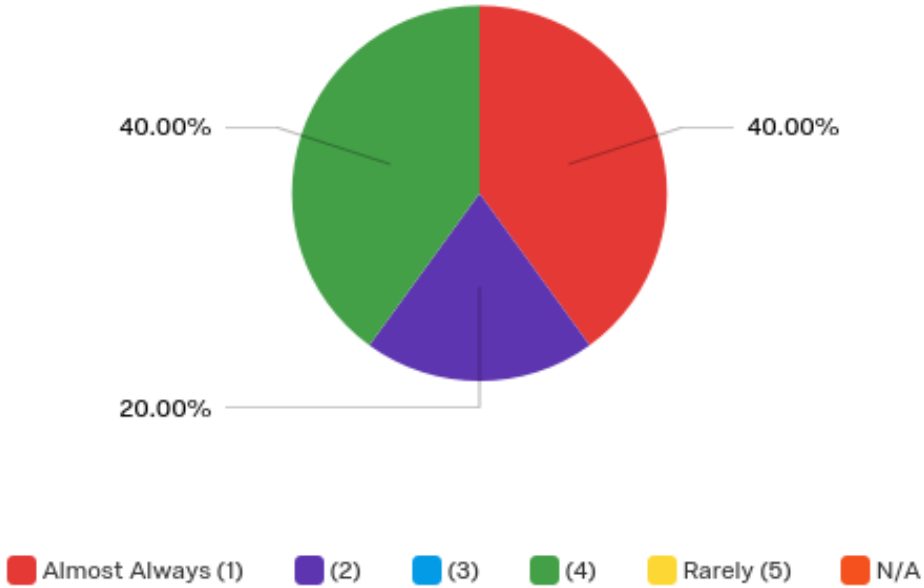
Question 5 (a): Have you been able to visit your advisor when you need to?



Question	Almost Always (1)	(2)	(3)	(4)	Rarely (5)	N/A	Total	Weighted Average
I have been able to visit my advisor when I needed to.	40.00% 2	40.00% 2	20.00% 1	0.00% 0	0.00% 0	0.00% 0	100% 5	1.80



Question 5 (b): Have you been able to spend as much time with your advisor as needed?



Question	Almost Always (1)	(2)	(3)	(4)	Rarely (5)	N/A	Total	Weighted Average
I was able to spend as much time with my advisor as needed.	40.00% 2	20.00% 1	0.00% 0	40.00% 2	0.00% 0	0.00% 0	100% 5	2.40

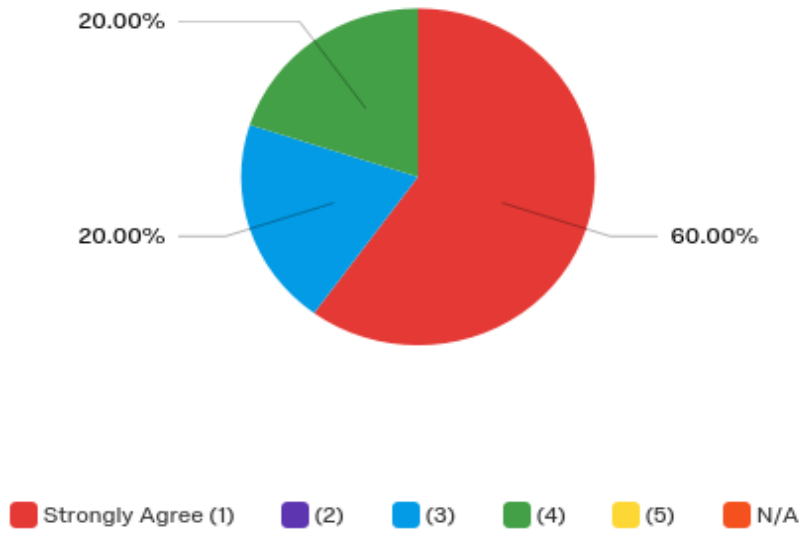


Question 6: Please describe your experience with your present advisor.

Question	Very Much (1)	(2)	(3)	(4)	Not at All (5)	N/A	Total	Weighted Average
Information from my advisor helped me select courses.	20.00% 1	40.00% 2	40.00% 2	0.00% 0	0.00% 0	0.00% 0	100% 5	2.20
My advisor's information about programs helped me clarify my college plans.	40.00% 2	40.00% 2	0.00% 0	0.00% 0	20.00% 1	0.00% 0	100% 5	2.20
My advisor's information about career opportunities helped me clarify my career goals.	20.00% 1	20.00% 1	0.00% 0	0.00% 0	60.00% 3	0.00% 0	100% 5	3.60
Information from my advisor clarified or simplified college requirements or procedures (e.g., degree requirements, drop/add, registration, etc.)	20.00% 1	80.00% 4	0.00% 0	0.00% 0	0.00% 0	0.00% 0	100% 5	1.80
I obtained helpful information from my advisor about resources and services on campus (e.g., student services, counseling, financial aid, etc.)	20.00% 1	40.00% 2	0.00% 0	20.00% 1	20.00% 1	0.00% 0	100% 5	2.80



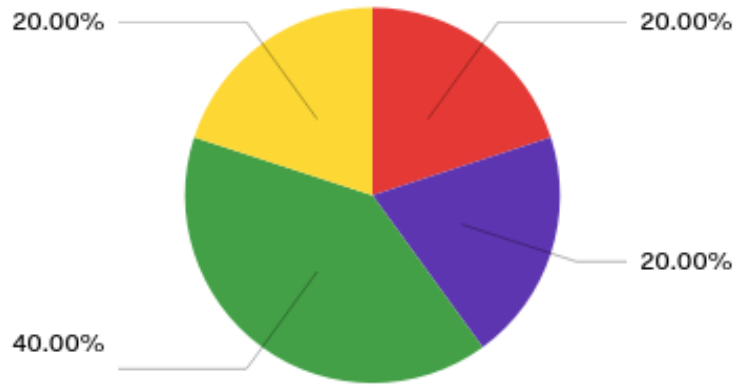
Question 7: Did your advisor place final responsibility on you for decision making?



Question	Strongly Agree (1)	(2)	(3)	(4)	Strongly Disagree (5)	N/A	Total	Weighted Average
As appropriate, my advisor places final responsibility for making decisions on me	60.00% 3	0.00% 0	20.00% 1	20.00% 1	0.00% 0	0.00% 0	100% 5	2.00



Question 8: How would you rate your overall advising experience with your present advisor?



■ Extremely Positive (1)
 ■ (2)
 ■ (3)
 ■ (4)
 ■ Extremely Negative
 ■ N/A

Question	Extremely Positive (1)	(2)	(3)	(4)	Extremely Negative (5)	N/A	Total	Weighted Average
How would you rate your overall advising experience with your present advisor?	20.00% 1	20.00% 1	0.00% 0	40.00% 2	20.00% 1	0.00% 0	100% 5	3.20



Question 9: Rank the three most important purposes for utilizing your advisor.

Question	1	2	3	Total
Selecting courses for your schedule	20.00% 1	60.00% 3	20.00% 1	5
Career Planning	75.00% 3	0.00% 0	25.00% 1	4
Discussing a course you are taking	33.33% 1	66.67% 2	0.00% 0	3
Information about college requirements and/or procedures	0.00% 0	0.00% 0	100.00% 2	2
Discussing your grades or academic performance	0.00% 0	0.00% 0	100.00% 1	1
Choosing a major	0.00% 0	0.00% 0	0.00% 0	0
Getting a signature	0.00% 0	0.00% 0	0.00% 0	0
Personal concerns	0.00% 0	0.00% 0	0.00% 0	0
Information about college services or resources	0.00% 0	0.00% 0	0.00% 0	0
Information about your skills, abilities, potential, etc.	0.00% 0	0.00% 0	0.00% 0	0
Other	0.00% 0	0.00% 0	0.00% 0	0



**Question 26: Please indicate your level of agreement with the items below
based on your experience:**

Question	Strongly Agree	Agree	Neutral	Disagree	Strongly Disagree	N/A	Total
The Food and Nutrition Department offers specific information regarding career paths and internships	40.00% 2	20.00% 1	40.00% 2	0.00% 0	0.00% 0	0.00% 0	100% 5
I was happy with the advice I received from my assigned advisor and other Food and Nutrition faculty	40.00% 2	40.00% 2	0.00% 0	0.00% 0	20.00% 1	0.00% 0	100% 5
I was comfortable discussing my post-graduate plans with at least one Food and Nutrition faculty member	0.00% 0	60.00% 3	20.00% 1	20.00% 1	0.00% 0	0.00% 0	100% 5

