



# **Framingham State University**

## **Office of Institutional Assessment**

### **Graduate Student Exit Survey Report 2018-19**

#### **Master of Business Administration: Management**

**Target Population: 13**

**Total Respondents: 5**

**Response Rate: 38.46%**

Mark Nicholas, Ph.D., Executive Director – Institutional Assessment

Brittany Brown, BA, Staff Assistant

June 2019

## Table of Contents

How many years did it take you to finish this degree?.....	3
Major of Graduate Respondents .....	3
How did you first hear about FSU graduate programs? .....	3
Why did you choose to attend FSU for your graduate program? Please rank your top 5 reasons.....	4
Did you apply to any other universities for graduate school? .....	5
What was your rating of FSU at the time you applied for admission? .....	5
Please indicate the level of challenge presented by each item below based on your experience while pursuing your graduate degree: .....	6
How did you finance your graduate education?.....	8
How applicable were the program requirements to your current/or future workplace? .....	8
After completing your graduate program, how would you classify your level of preparation? .....	9
Please indicate your level of satisfaction with FSU Graduate Services in the following areas:.....	10
Please rate your level of satisfaction with the following aspects of your graduate education experiences related to your degree: .....	11
Please rate your level of agreement with the following statements: .....	13
Did you receive your undergraduate degree from FSU? .....	14
Would you select FSU if you were to begin graduate school all over again? .....	15
Would you recommend FSU to other potential students?.....	15
Did you complete this degree as a part-time or full-time student? .....	16
What percentage of your classes did you take online and what percentage would you have preferred? .....	16
Are you completing your degree at an IEP site?.....	17
Are you an in-state, out-of-state, or international student (living inside or outside the U.S.)?.....	17
Please assess on a scale of 1 to 5 (1 being low, 5 being high) the degree to which you have mastered each of the skills below by the conclusion of the MBA program. I am able to: .....	18



### How many years did it take you to finish this degree?

Answer	Response Percent	Response Count
Less than 2 years	20.00%	1
2 - 4 years	80.00%	4
4- 6 years	0.00%	0
6 - 8 years	0.00%	0
More than 8 years	0.00%	0
<b>Total</b>	<b>100%</b>	<b>5</b>

### Major of Graduate Respondents

Answer	Response Percent	Response Count
Master of Business Administration: Management	100.00%	5
<b>Total</b>	<b>100%</b>	<b>5</b>

### How did you first hear about FSU graduate programs?

Answer	Response Percent	Percent of Cases*	Response Count
FSU Website	60.00%	60.00%	3
I am a FSU Alumni	20.00%	20.00%	1
Other (please specify)	20.00%	20.00%	1
Other Websites	0.00%	0.00%	0
Word of Mouth from FSU Alumni	0.00%	0.00%	0
Word of Mouth from current FSU Student	0.00%	0.00%	0
Graduate Fair/Career Fair	0.00%	0.00%	0
From a Co-worker	0.00%	0.00%	0
From an Undergraduate Faculty Member	0.00%	0.00%	0
Newspaper	0.00%	0.00%	0
Radio	0.00%	0.00%	0
Brochure	0.00%	0.00%	0
From an Employer	0.00%	0.00%	0
<b>Total</b>	<b>100%</b>		<b>5</b>

Other (please specify)
[redacted]

\*Percent of Cases (Number of times the factor was selected divided by the sample size)



## Why did you choose to attend FSU for your graduate program? Please rank your top 5 reasons.

In the table below respondents were asked to rank the top five most significant reasons why they chose to attend FSU for their graduate program. Respondents indicated the most significant reasons were (1) location, (2) convenient course times, cost, and (3) Ability to complete degree/program/coursework online and/or hybrid.

Answer	Response Percent	Percent of Cases*	Response Count
Location (1 <sup>st</sup> )	20.00%	100.00%	5
Convenient Course Times (2 <sup>nd</sup> )	16.00%	80.00%	4
Cost (2 <sup>nd</sup> )	16.00%	80.00%	4
Ability to complete degree/program/ coursework online and/or hybrid (3 <sup>rd</sup> )	12.00%	60.00%	3
Program/Degree Options	8.00%	40.00%	2
Other (please specify)	8.00%	40.00%	2
Size of Academic Program	4.00%	20.00%	1
Number of Graduate Students	4.00%	20.00%	1
The Administrative Staff	4.00%	20.00%	1
The Faculty	4.00%	20.00%	1
Academic Reputation	4.00%	20.00%	1
Research Facilities	0.00%	0.00%	0
Unique Program Offered at FSU	0.00%	0.00%	0
Through Recommendations	0.00%	0.00%	0
<b>Total</b>	<b>100%</b>		<b>5</b>

Other (please specify)
Completed Undergrad at FSU

\*Percent of Cases (Number of times the factor was selected divided by the sample size)



**Did you apply to any other universities for graduate school?**

Answer	Response Percent	Response Count
Yes	40.00%	2
No	60.00%	3
<b>Total</b>	<b>100%</b>	<b>5</b>

**What was your rating of FSU at the time you applied for admission?**

Answer	Response Percent	Response Count
1st Choice	80.00%	4
2nd Choice	20.00%	1
3rd Choice	0.00%	0
FSU was not one of my top three choices	0.00%	0
<b>Total</b>	<b>100%</b>	<b>5</b>



Please indicate the level of challenge presented by each item below based on your experience while pursuing your graduate degree:

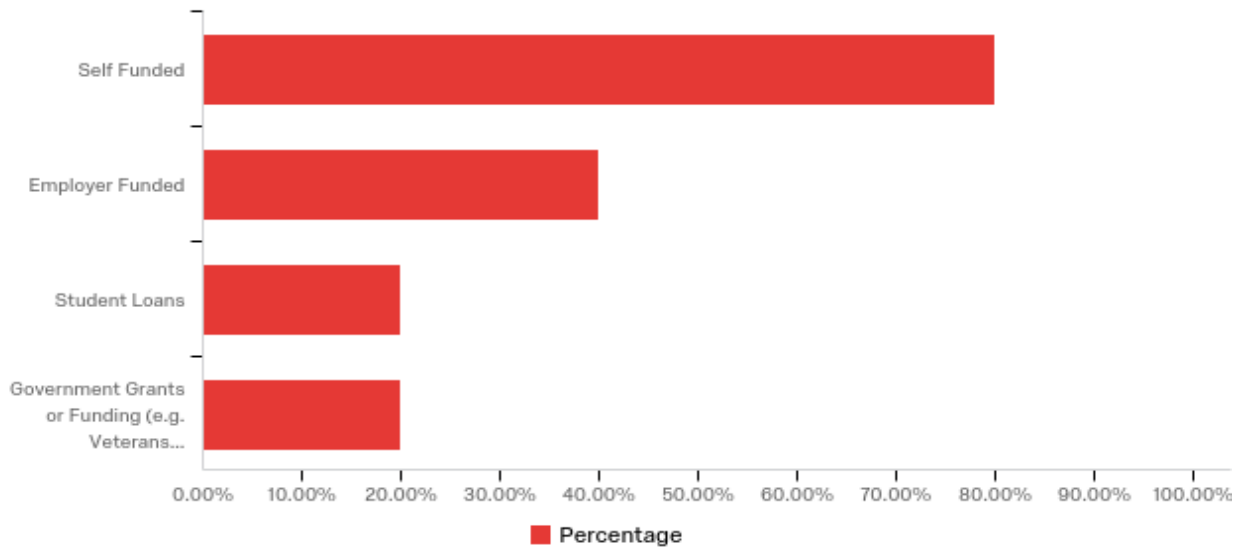
Question	Extremely Challenging	Challenging	Neutral	Not Challenging	Extremely Unchallenging	Total	Rating Average
Work or Financial Obligations	0.00% 0	60.00% 3	20.00% 1	20.00% 1	0.00% 0	100% 5	2.60
	60.00% 3			20.00% 1			
Family Obligations	0.00% 0	50.00% 2	50.00% 2	0.00% 0	0.00% 0	100% 4	2.50
	50.00% 2			0.00% 0			
Location/Transportation	0.00% 0	0.00% 0	20.00% 1	60.00% 3	20.00% 1	100% 5	4.00
	0.00% 0			80.00% 4			
Immigration Regulations	0.00% 0	0.00% 0	0.00% 0	100.00% 1	0.00% 0	100% 1	4.00
	0.00% 0			100.00% 1			
Program Requirements or Structure	0.00% 0	20.00% 1	40.00% 2	40.00% 2	0.00% 0	100% 5	3.20
	20.00% 1			40.00% 2			
Course Availability	0.00% 0	50.00% 2	50.00% 2	0.00% 0	0.00% 0	100% 4	2.50
	50.00% 2			0.00% 0			
Communication with Faculty	0.00% 0	20.00% 1	20.00% 1	60.00% 3	0.00% 0	100% 5	3.40
	20.00% 1			60.00% 3			
Communication with Graduate Office Staff	0.00% 0	0.00% 0	25.00% 1	50.00% 2	25.00% 1	100% 4	4.00
	0.00% 0			75.00% 3			
Communication with Graduate Advisor	20.00% 1	0.00% 0	20.00% 1	60.00% 3	0.00% 0	100% 5	3.20
	20.00% 1			60.00% 3			
Communication with Students Services Staff	0.00% 0	0.00% 0	33.33% 1	66.67% 2	0.00% 0	100% 3	3.67
	0.00% 0			66.67% 2			



Communication with Graduate Admissions Office Staff	0.00% 0	0.00% 0	20.00% 1	60.00% 3	20.00% 1	100% 5	4.00
	0.00% 0			80.00% 4			
Communication with Graduate Registrar Office Staff	0.00% 0	0.00% 0	40.00% 2	40.00% 2	20.00% 1	100% 5	3.80
	0.00% 0			60.00% 3			
Course Requirements and Coursework	0.00% 0	40.00% 2	20.00% 1	40.00% 2	0.00% 0	100% 5	3.00
	40.00% 2			40.00% 2			
Portfolio Requirement	0.00% 0	20.00% 1	40.00% 2	40.00% 2	0.00% 0	100% 5	3.20
	20.00% 1			40.00% 2			
Practicum Requirement	0.00% 0	20.00% 1	40.00% 2	40.00% 2	0.00% 0	100% 5	3.20
	20.00% 1			40.00% 2			
Comprehensive Exam	0.00% 0	40.00% 2	20.00% 1	0.00% 0	40.00% 2	100% 5	3.40
	40.00% 2			40.00% 2			



## How did you finance your graduate education?



Answer	Response Percent	Percent of Cases*	Response Count
Self-Funded	50.00%	80.00%	4
Employer Funded	25.00%	40.00%	2
Student Loans	12.50%	20.00%	1
Government Grants or Funding (e.g. Veterans Benefits or GI bill)	12.50%	20.00%	1
FSU Graduate Assistantship	0.00%	0.00%	0
Non- FSU Scholarship	0.00%	0.00%	0
FSU Senior Citizen Waiver	0.00%	0.00%	0
Other (please specify)	0.00%	0.00%	0
<b>Total</b>	<b>100%</b>		<b>5</b>

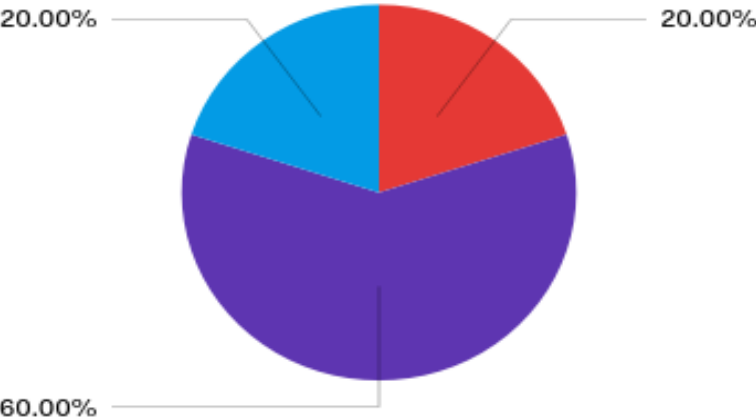
\*Percent of Cases (Number of times the factor was selected divided by the sample size)

## How applicable were the program requirements to your current/or future workplace?

Answer	Response Percent	Response Count
A Great Deal	40.00%	2
Quite a Lot	20.00%	1
Some	40.00%	2
A Little	0.00%	0
None	0.00%	0
<b>Total</b>	<b>100%</b>	<b>5</b>



**After completing your graduate program, how would you classify your level of preparation?**



- Excellent preparation
- Good preparation
- Adequate preparation
- Inadequate preparation
- Not sure how FSU prepared me

Answer	Response Percent	Response Count
Excellent preparation	20.00%	1
Good preparation	60.00%	3
Adequate preparation	20.00%	1
Inadequate preparation	0.00%	0
Not sure how FSU prepared me	0.00%	0
<b>Total</b>	<b>100%</b>	<b>5</b>



Please indicate your level of satisfaction with FSU Graduate Services in the following areas:

Question	Very Satisfied	Satisfied	Neutral	Dissatisfied	Very Dissatisfied	Total	Rating Average
GRADUATE STUDIES OFFICE	20.00% 1	40.00% 2	40.00% 2	0.00% 0	0.00% 0	100% 5	2.20
	60.00% 3			0.00% 0			
GRADUATE ADMISSIONS OFFICE	20.00% 1	40.00% 2	40.00% 2	0.00% 0	0.00% 0	100% 5	2.20
	60.00% 3			0.00% 0			
REGISTRAR'S OFFICE	20.00% 1	0.00% 0	60.00% 3	20.00% 1	0.00% 0	100% 5	2.80
	20.00% 1			20.00% 1			
FINANCIAL AID & SCHOLARSHIPS	0.00% 0	20.00% 1	80.00% 4	0.00% 0	0.00% 0	100% 5	2.80
	20.00% 1			0.00% 0			



**Please rate your level of satisfaction with the following aspects of your graduate education experiences related to your degree:**

Question	Very Satisfied	Satisfied	Neutral	Dissatisfied	Very Dissatisfied	Total	Rating Average
Diversity of students with whom you took courses	60.00% 3	20.00% 1	0.00% 0	20.00% 1	0.00% 0	100% 5	1.80
	80.00% 4			20.00% 1			
Academic quality of students with whom you took courses	40.00% 2	20.00% 1	0.00% 0	40.00% 2	0.00% 0	100% 5	2.40
	60.00% 3			40.00% 2			
Quality of instruction in your courses	20.00% 1	20.00% 1	20.00% 1	40.00% 2	0.00% 0	100% 5	2.80
	40.00% 2			40.00% 2			
Faculty expertise	20.00% 1	40.00% 2	20.00% 1	20.00% 1	0.00% 0	100% 5	2.40
	60.00% 3			20.00% 1			
Feedback you received in courses from faculty	20.00% 1	20.00% 1	40.00% 2	20.00% 1	0.00% 0	100% 5	2.60
	40.00% 2			20.00% 1			
Accessibility of instructors	40.00% 2	20.00% 1	20.00% 1	20.00% 1	0.00% 0	100% 5	2.20
	60.00% 3			20.00% 1			
Finding and working with your graduate program coordinator	50.00% 2	0.00% 0	0.00% 0	50.00% 2	0.00% 0	100% 4	2.50
	50.00% 2			50.00% 2			
Quality of graduate advising from major professor or graduate advisor	20.00% 1	60.00% 3	20.00% 1	0.00% 0	0.00% 0	100% 5	2.00
	80.00% 4			0.00% 0			
Degree plan flexibility and elective choices	20.00% 1	60.00% 3	20.00% 1	0.00% 0	0.00% 0	100% 5	2.00
	80.00% 3			0.00% 0			
Program coverage of relevant content	20.00% 1	80.00% 4	0.00% 0	0.00% 0	0.00% 0	100% 5	1.80
	100.00% 5			0.00% 0			



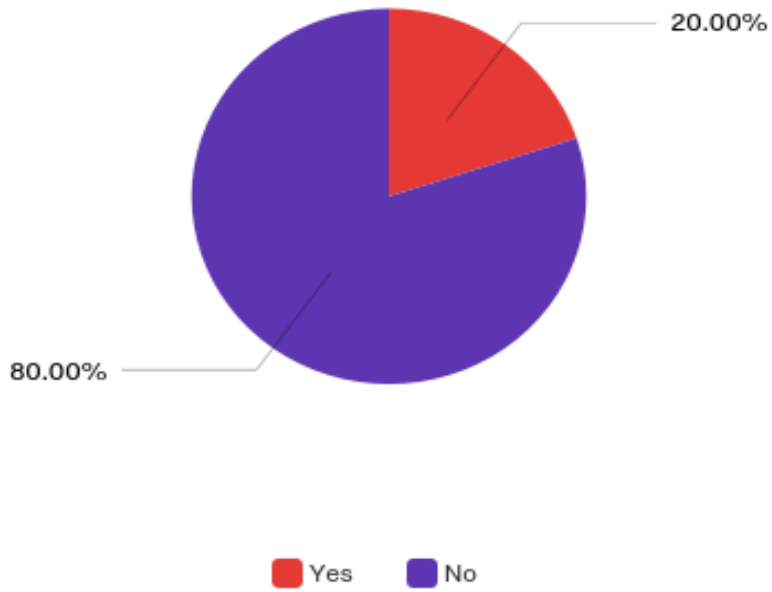
Sequencing of content across program courses	20.00% 1	80.00% 4	0.00% 0	0.00% 0	0.00% 0	100% 5	1.80
	100.00% 5			0.00% 0			
Assistance with external certification process	0.00% 0	66.67% 2	33.33% 1	0.00% 0	0.00% 0	100% 3	2.33
	66.67% 2			0.00% 0			
Availability of field experience(s)/practicum(s)/internship(s)	0.00% 0	50.00% 2	25.00% 1	25.00% 1	0.00% 0	100% 4	2.75
	50.00% 2			25.00% 1			
Quality of your field experience(s)/practicum(s)/internship(s)	0.00% 0	50.00% 2	25.00% 1	25.00% 1	0.00% 0	100% 4	2.75
	50.00% 2			25.00% 1			
Timing of your field experience(s)/practicum(s)/internship(s)	0.00% 0	25.00% 1	50.00% 2	25.00% 1	0.00% 0	100% 4	3.00
	25.00% 1			25.00% 1			
Length of graduate program	40.00% 2	60.00% 3	0.00% 0	0.00% 0	0.00% 0	100% 5	1.60
	100.00% 5			0.00% 0			
Support in planning and completing thesis, projects in lieu, or portfolio, or comprehensive exam	20.00% 1	20.00% 1	60.00% 3	0.00% 0	0.00% 0	100% 5	2.40
	40.00% 2			0.00% 0			
Assistance with finding employment	50.00% 1	0.00% 0	50.00% 1	0.00% 0	0.00% 0	100% 2	2.00
	50.00% 1			0.00% 0			

Please rate your level of agreement with the following statements:

Question	Strongly Agree	Agree	Neutral	Disagree	Strongly Disagree	Total	Rating Average
My graduate degree from FSU has brought me closer to achieving my goals	40.00% 2	40.00% 2	0.00% 0	20.00% 1	0.00% 0	100% 5	2.00
	80.00% 4			20.00% 1			
My graduate experience at FSU was rewarding	25.00% 1	75.00% 3	0.00% 0	0.00% 0	0.00% 0	100% 4	1.75
	100.00% 4			0.00% 0			
My graduate coursework at FSU was challenging	20.00% 1	40.00% 2	20.00% 1	20.00% 1	0.00% 0	100% 5	2.40
	60.00% 3			20.00% 1			
My graduate degree from FSU is marketable	40.00% 2	60.00% 3	0.00% 0	0.00% 0	0.00% 0	100% 5	1.60
	100.00% 5			0.00% 0			

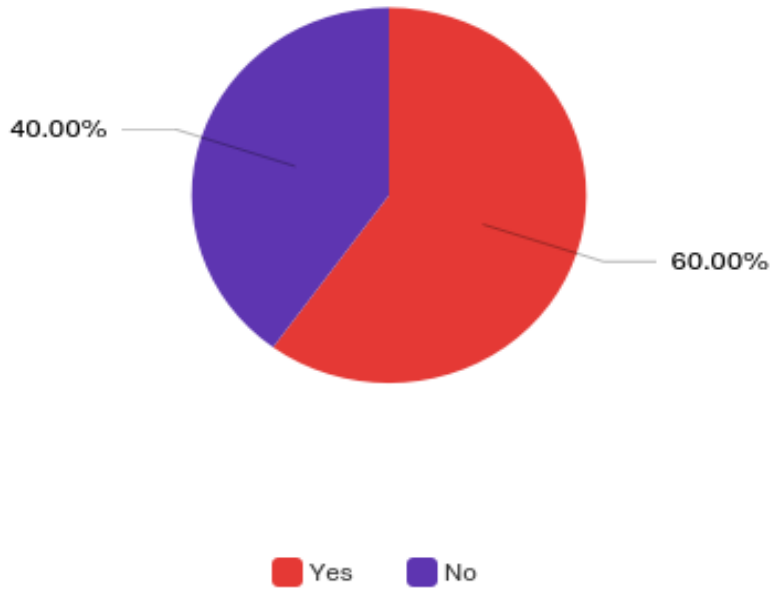


### Did you receive your undergraduate degree from FSU?



Answer	Response Percent	Response Count
Yes	20.00%	1
No	80.00%	4
Total	100%	5

**Would you select FSU if you were to begin graduate school all over again?**

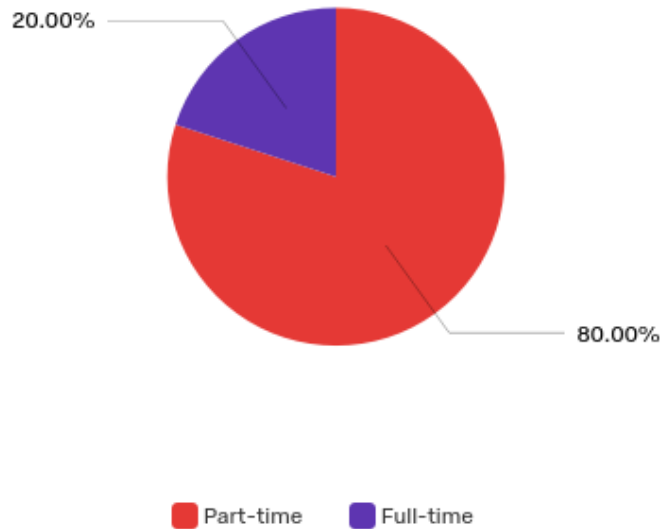


Answer	Response Percent	Response Count
Yes	60.00%	3
No	40.00%	2
Total	100%	5

**Would you recommend FSU to other potential students?**

Answer	Response Percent	Response Count
Yes	100.00%	5
No	0.00%	0
Total	100%	5

### Did you complete this degree as a part-time or full-time student?



Answer	Response Percent	Response Count
Part-time	80.00%	4
Full-time	20.00%	1
<b>Total</b>	<b>100%</b>	<b>5</b>

### What percentage of your classes did you take online and what percentage would you have preferred?

Field	Mean	Count
My courses were online:	33.80	5
I would have preferred online:	39.80	5

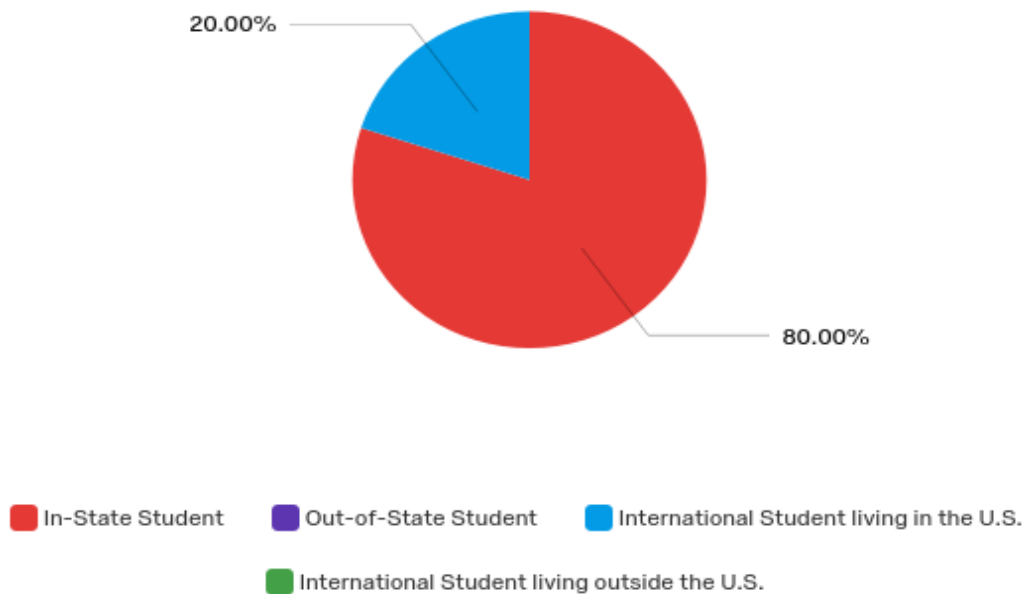
This question asked respondents to mark the percentage of courses taken online and the percentage they would prefer to take online using a slider that went from 0% - 100%. The table above shows the means for each. Graduate students reported that they took approximately 34% of courses in the online format. Students indicated that they would have preferred to have taken 40% of courses online. This indicates that students would prefer more online courses.



### Are you completing your degree at an IEP site?

Answer	Response Percent	Response Count
Yes	0.00%	0
No	100.00%	5
<b>Total</b>	<b>100%</b>	<b>5</b>

### Are you an in-state, out-of-state, or international student (living inside or outside the U.S.)?



Answer	Response Percent	Response Count
In-State Student	80.00%	4
International Student living in the U.S.	20.00%	1
Out-of-State Student	0.00%	0
International Student living outside the U.S.	0.00%	0
<b>Total</b>	<b>100%</b>	<b>5</b>



Please assess on a scale of 1 to 5 (1 being low, 5 being high) the degree to which you have mastered each of the skills below by the conclusion of the MBA program. I am able to:

Question	1	2	3	4	5	Total	Rating Average
Integrate theory, economics, and behavioral elements into the strategic goals of an organization	0.00% 0	0.00% 0	20.00% 1	40.00% 2	40.00% 2	100% 5	4.20
Demonstrate a high level use of tactical, operational, and strategic business tools in a local and global environment	0.00% 0	0.00% 0	20.00% 1	20.00% 1	60.00% 3	100% 5	4.40
Support the importance of the ethical and legal responsibility of business leadership	0.00% 0	0.00% 0	0.00% 0	40.00% 2	60.00% 3	100% 5	4.60
Select sound fiscal management practices in running a business	0.00% 0	20.00% 1	0.00% 0	40.00% 2	40.00% 2	100% 5	4.00
Create coherent forms of both narrative and persuasive types of communication, and present them orally and in written form to diverse professional audiences	0.00% 0	0.00% 0	20.00% 1	20.00% 1	60.00% 3	100% 5	4.40
Apply quantitative methods to the analysis of real-world business situations	0.00% 0	20.00% 1	20.00% 1	20.00% 1	40.00% 2	100% 5	3.80

