



Framingham State University

Office of Institutional Assessment

Academic Advising Survey Report 2018-19

(Appendix H)

Psychology

Total Respondents: 57

Mark Nicholas, Ph.D., Executive Director – Institutional Assessment

Brittany Brown, BA, Staff Assistant

June 2019

Table of Contents

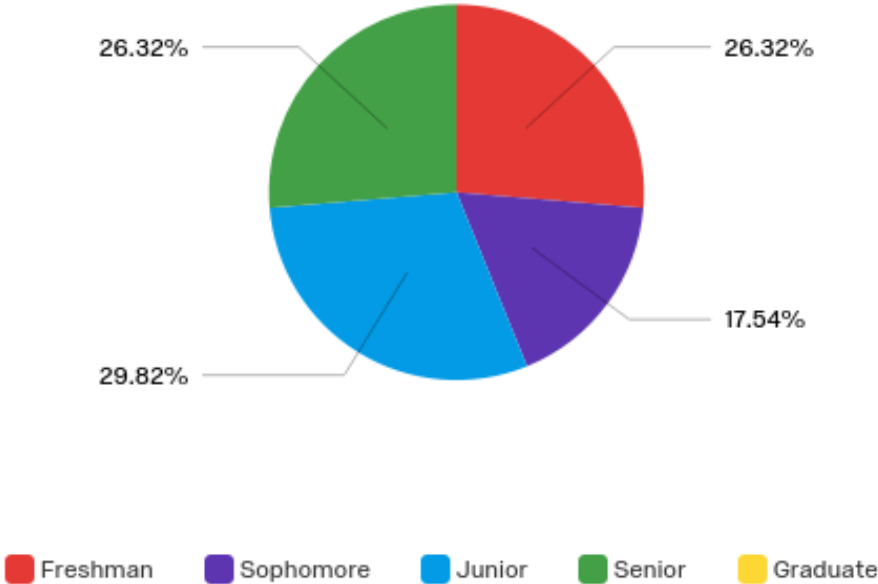
Class of Respondents	3
Major of Undergraduate Respondents	4
Question 3: How many advising sessions, including telephone and e-mail contacts, have you had with your advisor during this academic year?	4
Question 4: How much time did you spend in those sessions on average?	5
Question 5 (a): Have you been able to visit your advisor when you need to?	6
Question 5 (b): Have you been able to spend as much time with your advisor as needed?	7
Question 6: Please describe your experience with your present advisor.	8
Question 7: Did your advisor place final responsibility on you for decision making?	9
Question 8: How would you rate your overall advising experience with your present advisor?	10
Question 9: Rank the three most important purposes for utilizing your advisor	11
Question 27: Please indicate your level of agreement with the items below based on your experience: 12	



Survey Response Report

The following is a detailed analysis of the survey response data.

Class of Respondents



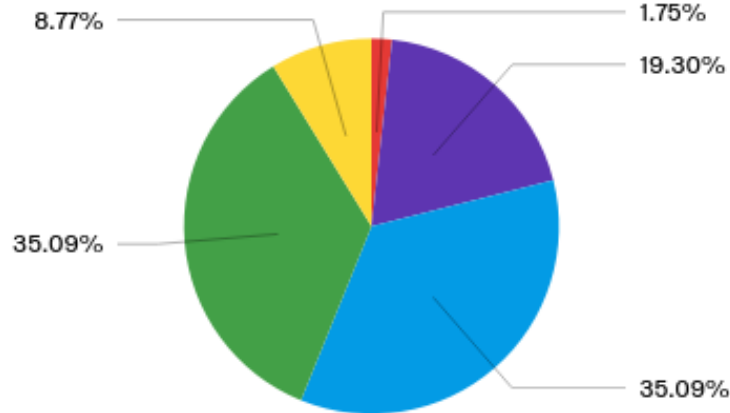
Answer	Response Percent	Response Count
Junior	29.82%	17
Freshman	26.32%	15
Senior	26.32%	15
Sophomore	17.54%	10
Graduate	0.00%	0
Total	100%	57



Major of Undergraduate Respondents

Answer	Response Percent	Response Count
Psychology	100.00%	57
Total	100%	57

Question 3: How many advising sessions, including telephone and e-mail contacts, have you had with your advisor during this academic year?

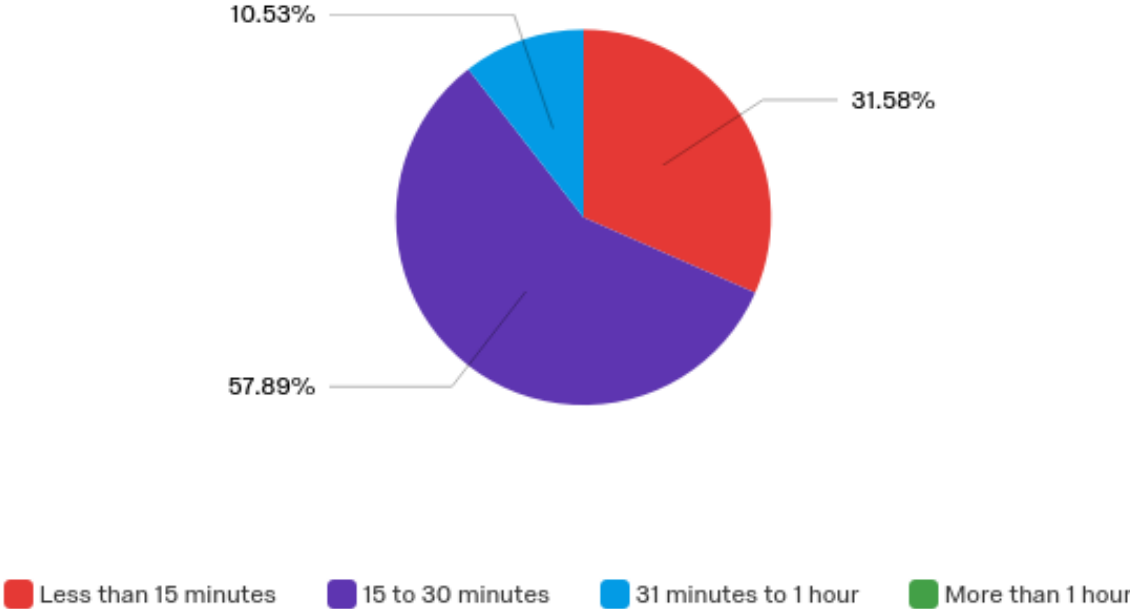


■ None
 ■ One
 ■ Two
 ■ Three to Five
 ■ Six to Ten
 ■ More than Ten

Answer	Response Percent	Response Count
Two	35.09%	20
Three to Five	35.09%	20
One	19.30%	11
Six to Ten	8.77%	5
None	1.75%	1
More than Ten	0.00%	0
Total	100%	57



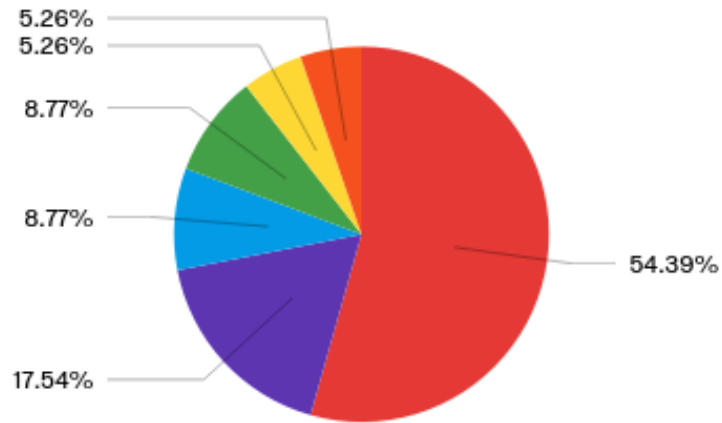
Question 4: How much time did you spend in those sessions on average?



Answer	Response Percent	Response Count
15 to 30 minutes	57.89%	33
Less than 15 minutes	31.58%	18
31 minutes to 1 hour	10.53%	6
More than 1 hour	0.00%	0
Total	100%	57



Question 5 (a): Have you been able to visit your advisor when you need to?

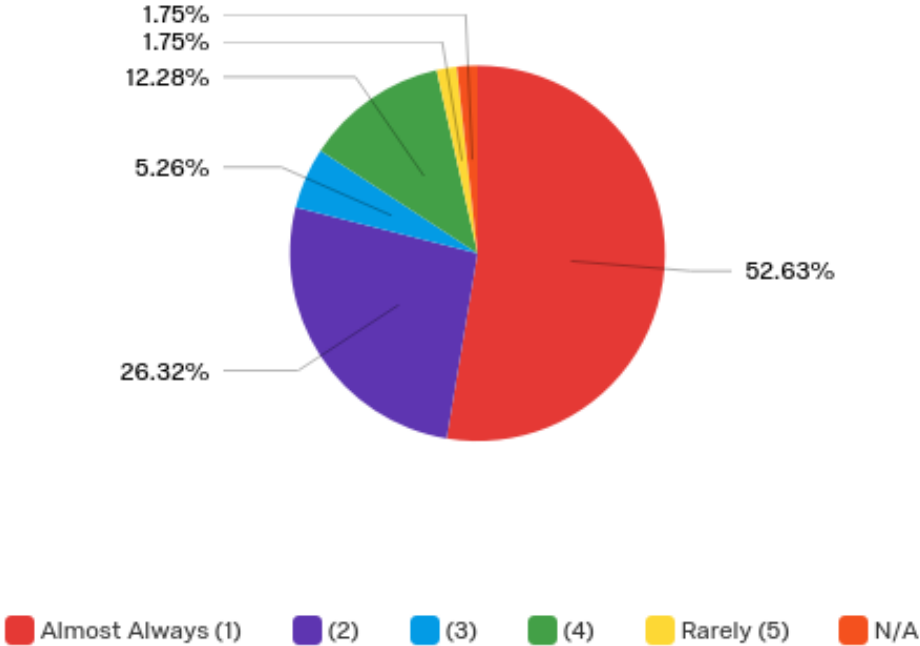


■ Almost Always (1)
 ■ (2)
 ■ (3)
 ■ (4)
 ■ Rarely (5)
 ■ N/A

Question	Almost Always (1)	(2)	(3)	(4)	Rarely (5)	N/A	Total	Weighted Average
I have been able to visit my advisor when I needed to.	54.39% 31	17.54% 10	8.77% 5	8.77% 5	5.26% 3	5.26% 3	100% 57	1.87



Question 5 (b): Have you been able to spend as much time with your advisor as needed?



Question	Almost Always (1)	(2)	(3)	(4)	Rarely (5)	N/A	Total	Weighted Average
I was able to spend as much time with my advisor as needed.	52.63% 30	26.32% 15	5.26% 3	12.28% 7	1.75% 1	1.75% 1	100% 57	1.82

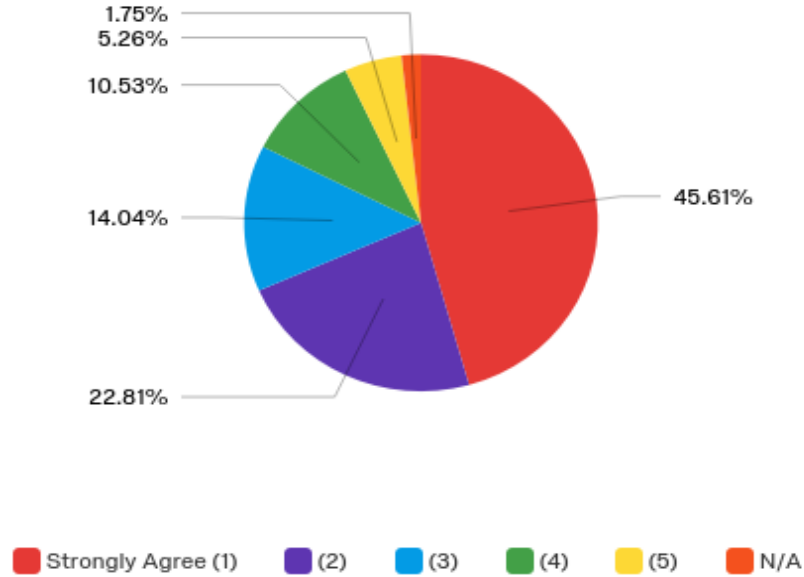


Question 6: Please describe your experience with your present advisor.

Question	Very Much (1)	(2)	(3)	(4)	Not at All (5)	N/A	Total	Weighted Average
Information from my advisor helped me select courses.	43.86% 25	21.05% 12	15.79% 9	8.77% 5	8.77% 5	1.75% 1	100% 57	2.16
My advisor's information about programs helped me clarify my college plans.	36.84% 21	19.30% 11	15.79% 9	15.79% 9	8.77% 5	3.51% 2	100% 57	2.38
My advisor's information about career opportunities helped me clarify my career goals.	33.33% 19	12.28% 7	21.05% 12	15.79% 9	14.04% 8	3.51% 2	100% 57	2.64
Information from my advisor clarified or simplified college requirements or procedures (e.g., degree requirements, drop/add, registration, etc.)	38.60% 22	22.81% 13	15.79% 9	12.28% 7	7.02% 4	3.51% 2	100% 57	2.24
I obtained helpful information from my advisor about resources and services on campus (e.g., student services, counseling, financial aid, etc.)	38.60% 22	21.05% 12	17.54% 10	7.02% 4	12.28% 7	3.51% 2	100% 57	2.31



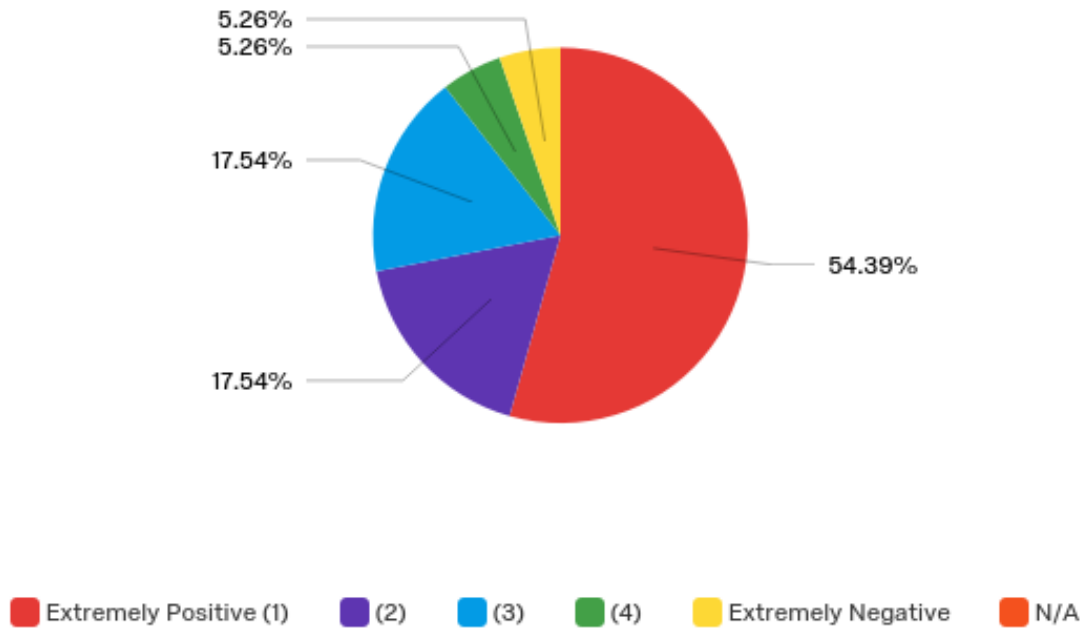
Question 7: Did your advisor place final responsibility on you for decision making?



Question	Strongly Agree (1)	(2)	(3)	(4)	Strongly Disagree (5)	N/A	Total	Weighted Average
As appropriate, my advisor places final responsibility for making decisions on me	45.61% 26	22.81% 13	14.04% 8	10.53% 6	5.26% 3	1.75% 1	100% 57	2.05



Question 8: How would you rate your overall advising experience with your present advisor?



Question	Extremely Positive (1)	(2)	(3)	(4)	Extremely Negative (5)	N/A	Total	Weighted Average
How would you rate your overall advising experience with your present advisor?	54.39% 31	17.54% 10	17.54% 10	5.26% 3	5.26% 3	0.00% 0	100% 57	1.89



Question 9: Rank the three most important purposes for utilizing your advisor.

Question	1	2	3	Total
Selecting courses for your schedule	60.00% 27	28.89% 13	11.11% 5	45
Career Planning	41.67% 15	25.00% 9	33.33% 12	36
Information about college requirements and/or procedures	24.00% 6	40.00% 10	36.00% 9	25
Discussing a course you are taking	26.32% 5	57.89% 11	15.79% 3	19
Discussing your grades or academic performance	0.00% 0	41.67% 5	58.33% 7	12
Getting a signature	18.18% 2	27.27% 3	54.55% 6	11
Choosing a major	14.29% 1	28.57% 2	57.14% 4	7
Information about college services or resources	0.00% 0	33.33% 2	66.67% 4	6
Personal concerns	20.00% 1	20.00% 1	60.00% 3	5
Information about your skills, abilities, potential, etc.	0.00% 0	25.00% 1	75.00% 3	4
Other	0.00% 0	0.00% 0	100.00% 1	1



**Question 27: Please indicate your level of agreement with the items below
based on your experience:**

Question	Strongly Agree	Agree	Neutral	Disagree	Strongly Disagree	N/A	Total
My major department provides adequate advising services	29.82% 17	45.61% 26	17.54% 10	7.02% 4	0.00% 0	0.00% 0	100% 57
My major department offers enough information regarding careers and graduate school options	17.54% 10	33.33% 19	28.07% 16	14.04% 8	5.26% 3	1.75% 1	100% 57
I would welcome and take advantage of group advising and department-wide communications regarding advising throughout the academic year	35.09% 20	42.11% 24	17.54% 10	5.26% 3	0.00% 0	0.00% 0	100% 57

