



Framingham State University

Office of Institutional Assessment

Academic Advising Survey Report 2018-19

(Appendix H)

Sociology

Total Respondents: 17

Mark Nicholas, Ph.D., Executive Director – Institutional Assessment

Brittany Brown, BA, Staff Assistant

June 2019

Table of Contents

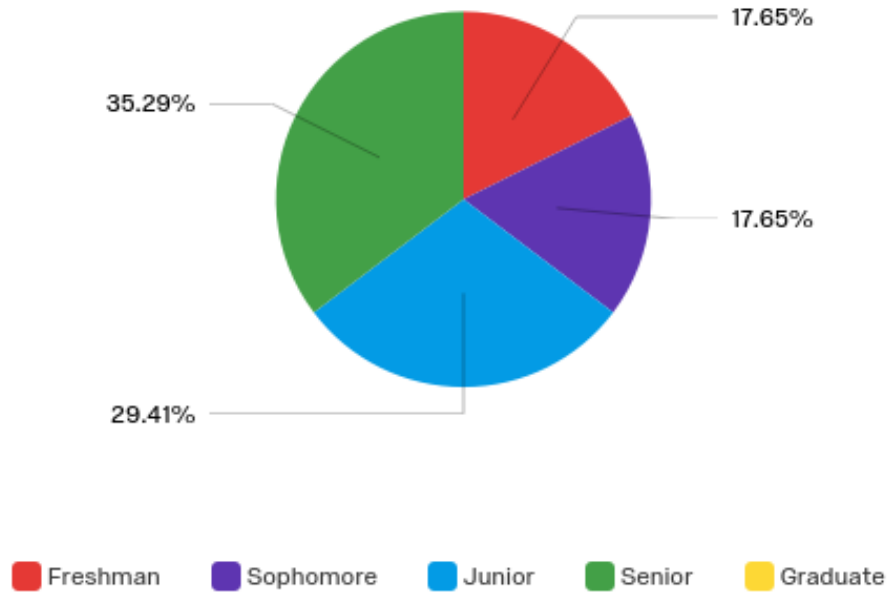
Class of Respondents	3
Major of Undergraduate Respondents	4
Question 3: How many advising sessions, including telephone and e-mail contacts, have you had with your advisor during this academic year?	4
Question 4: How much time did you spend in those sessions on average?	5
Question 5 (a): Have you been able to visit your advisor when you need to?	6
Question 5 (b): Have you been able to spend as much time with your advisor as needed?	7
Question 6: Please describe your experience with your present advisor.	8
Question 7: Did your advisor place final responsibility on you for decision making?	9
Question 8: How would you rate your overall advising experience with your present advisor?	10
Question 9: Rank the three most important purposes for utilizing your advisor	11

Survey Response Report



The following is a detailed analysis of the survey response data.

Class of Respondents



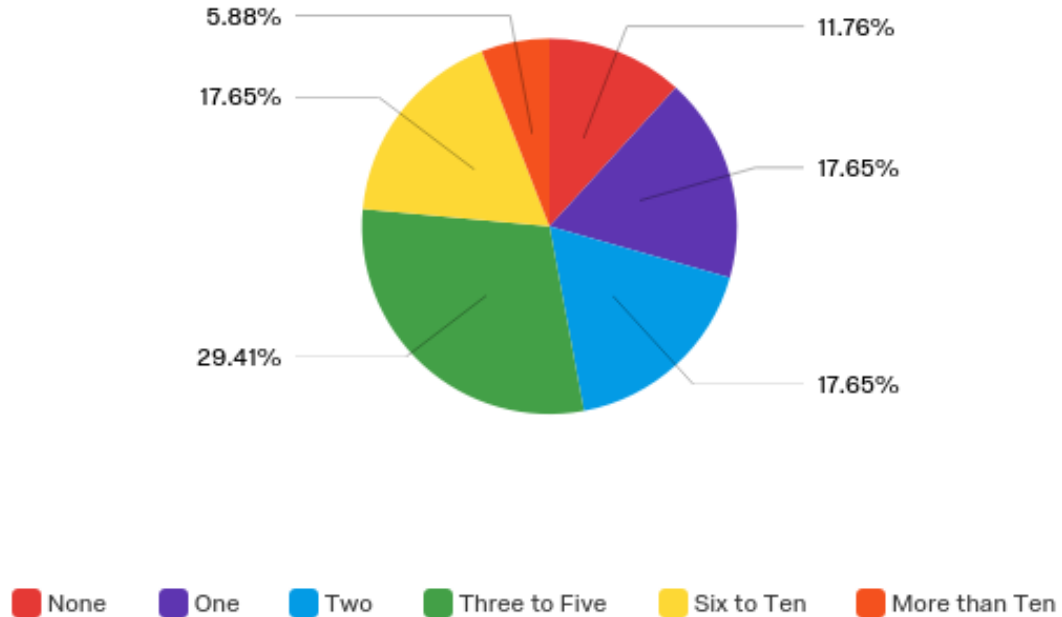
Answer	Response Percent	Response Count
Senior	35.29%	6
Junior	29.41%	5
Freshman	17.65%	3
Sophomore	17.65%	3
Graduate	0.00%	0
Total	100%	17



Major of Undergraduate Respondents

Answer	Response Percent	Response Count
Sociology	100.00%	17
Total	100%	17

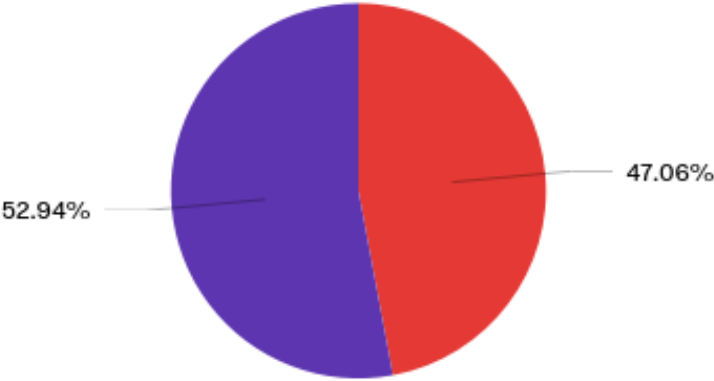
Question 3: How many advising sessions, including telephone and e-mail contacts, have you had with your advisor during this academic year?



Answer	Response Percent	Response Count
Three to Five	29.41%	5
One	17.65%	3
Two	17.65%	3
Six to Ten	17.65%	3
None	11.76%	2
More than Ten	5.88%	1
Total	100%	17



Question 4: How much time did you spend in those sessions on average?

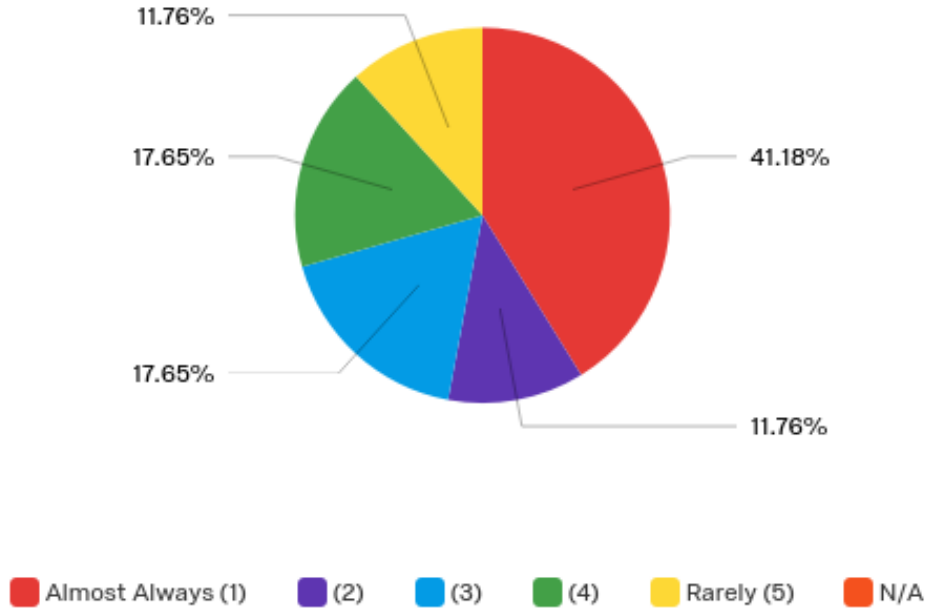


■ Less than 15 minutes
 ■ 15 to 30 minutes
 ■ 31 minutes to 1 hour
 ■ More than 1 hour

Answer	Response Percent	Response Count
15 to 30 minutes	52.94%	9
Less than 15 minutes	47.06%	8
31 minutes to 1 hour	0.00%	0
More than 1 hour	0.00%	0
Total	100%	17



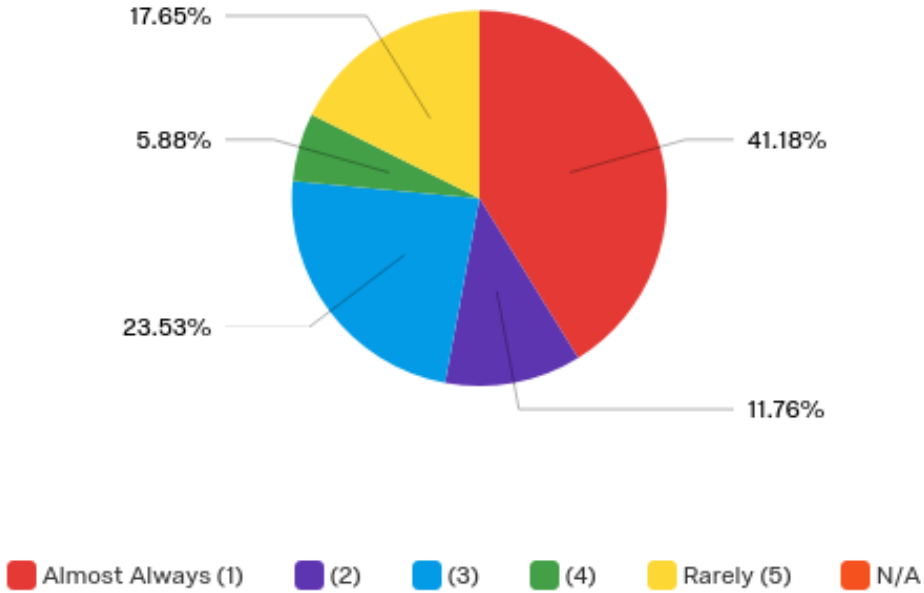
Question 5 (a): Have you been able to visit your advisor when you need to?



Question	Almost Always (1)	(2)	(3)	(4)	Rarely (5)	N/A	Total	Weighted Average
I have been able to visit my advisor when I needed to.	41.18% 7	11.76% 2	17.65% 3	17.65% 3	11.76% 2	0.00% 0	100% 17	2.47



Question 5 (b): Have you been able to spend as much time with your advisor as needed?



Question	Almost Always (1)	(2)	(3)	(4)	Rarely (5)	N/A	Total	Weighted Average
I was able to spend as much time with my advisor as needed.	41.18% 7	11.76% 2	23.53% 4	5.88% 1	17.65% 3	0.00% 0	100% 17	2.47

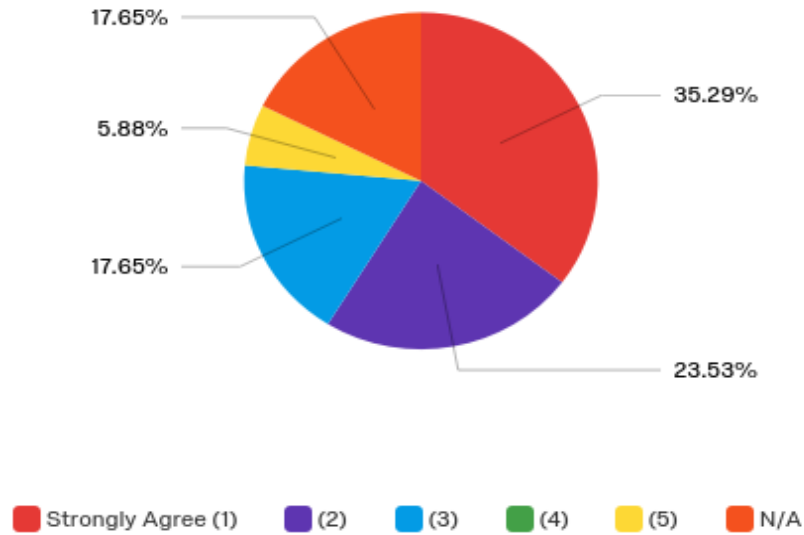


Question 6: Please describe your experience with your present advisor.

Question	Very Much (1)	(2)	(3)	(4)	Not at All (5)	N/A	Total	Weighted Average
Information from my advisor helped me select courses.	41.18% 7	23.53% 4	5.88% 1	5.88% 1	23.53% 4	0.00% 0	100% 17	2.47
My advisor's information about programs helped me clarify my college plans.	41.18% 7	17.65% 3	5.88% 1	5.88% 1	23.53% 4	5.88% 1	100% 17	2.50
My advisor's information about career opportunities helped me clarify my career goals.	35.29% 6	23.53% 4	5.88% 1	5.88% 1	23.53% 4	5.88% 1	100% 17	2.56
Information from my advisor clarified or simplified college requirements or procedures (e.g., degree requirements, drop/add, registration, etc.)	47.06% 8	29.41% 5	0.00% 0	5.88% 1	17.65% 3	0.00% 0	100% 17	2.18
I obtained helpful information from my advisor about resources and services on campus (e.g., student services, counseling, financial aid, etc.)	41.18% 7	29.41% 5	5.88% 1	5.88% 1	17.65% 3	0.00% 0	100% 17	2.29



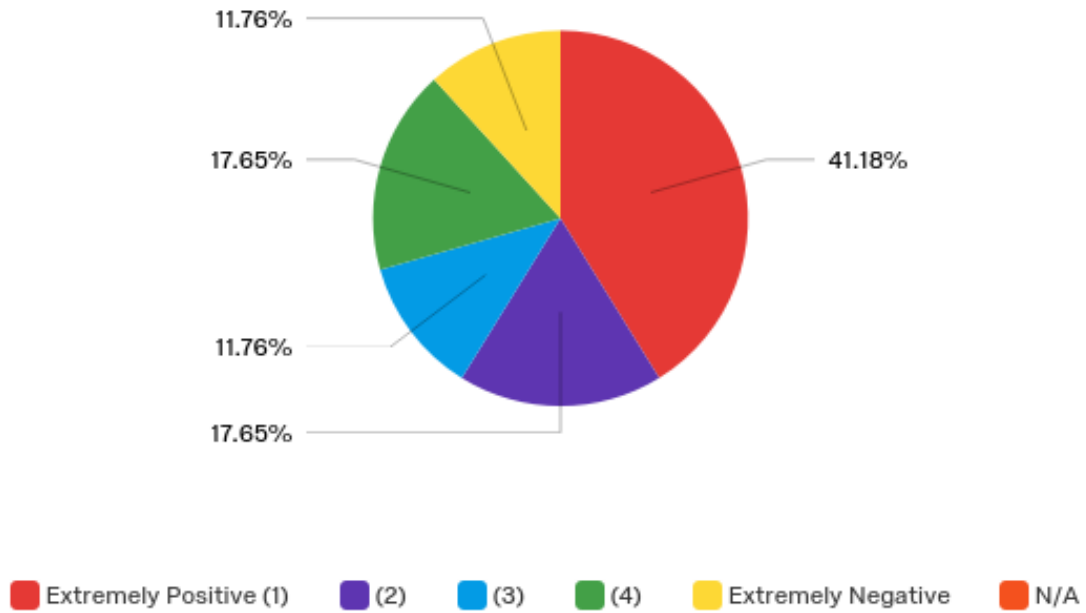
Question 7: Did your advisor place final responsibility on you for decision making?



Question	Strongly Agree (1)	(2)	(3)	(4)	Strongly Disagree (5)	N/A	Total	Weighted Average
As appropriate, my advisor places final responsibility for making decisions on me	35.29% 6	23.53% 4	17.65% 3	0.00% 0	5.88% 1	17.65% 3	100% 17	2.00



Question 8: How would you rate your overall advising experience with your present advisor?



Question	Extremely Positive (1)	(2)	(3)	(4)	Extremely Negative (5)	N/A	Total	Weighted Average
How would you rate your overall advising experience with your present advisor?	41.18% 7	17.65% 3	11.76% 2	17.65% 3	11.76% 2	0.00% 0	100% 17	2.41



Question 9: Rank the three most important purposes for utilizing your advisor.

Question	1	2	3	Total
Selecting courses for your schedule	27.27% 3	54.55% 6	18.18% 2	11
Information about college requirements and/or procedures	22.22% 2	22.22% 2	55.56% 5	9
Career Planning	71.43% 5	14.29% 1	14.29% 1	7
Discussing a course you are taking	50.00% 3	50.00% 3	0.00% 0	6
Discussing your grades or academic performance	20.00% 1	60.00% 3	20.00% 1	5
Information about your skills, abilities, potential, etc.	20.00% 1	20.00% 1	60.00% 3	5
Personal concerns	33.33% 1	33.33% 1	33.33% 1	3
Information about college services or resources	33.33% 1	0.00% 0	66.67% 2	3
Getting a signature	0.00% 0	0.00% 0	100.00% 2	2
Choosing a major	0.00% 0	0.00% 0	0.00% 0	0
Other	0.00% 0	0.00% 0	0.00% 0	0

