

# **Framingham State University**

## **Academic Advising Survey Report 2019-20**

**(Appendix H)**

### **American Sign Language**

**Total Respondents: 14**

### **Office of Institutional Assessment**

Mark Nicholas, Ph.D.

Brittany Brown, M.Ed., Staff Assistant

Jena Shepard, B.S., Administrative Assistant

June 2020

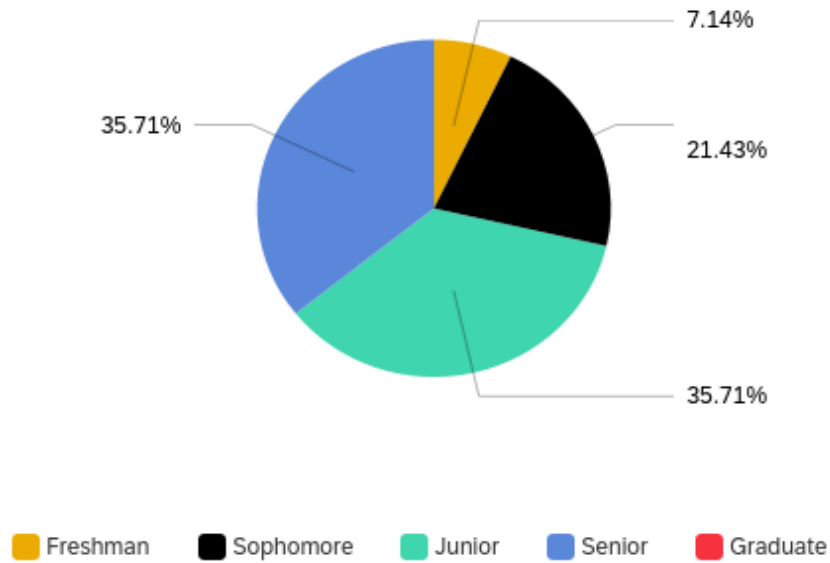
## Table of Contents

Class of Respondents .....	3
Major of Undergraduate Respondents.....	3
Question 3: How many advising sessions, including telephone and e-mail contacts, have you had with your advisor during this academic year? .....	4
Question 4: How much time did you spend in those sessions on average?.....	5
Question 5 (a): Have you been able to visit your advisor when you need to?.....	6
Question 5 (b): Have you been able to spend as much time with your advisor as needed? .....	7
Question 6: Please describe your experience with your present advisor. ....	8
Question 7: Did your advisor place final responsibility on you for decision making? .....	9
Question 8: How would you rate your overall advising experience with your present advisor?.....	10
Question 9: Rank the three most important purposes for utilizing your advisor.....	11

## Survey Response Report

The following is a detailed analysis of the survey response data.

### Class of Respondents

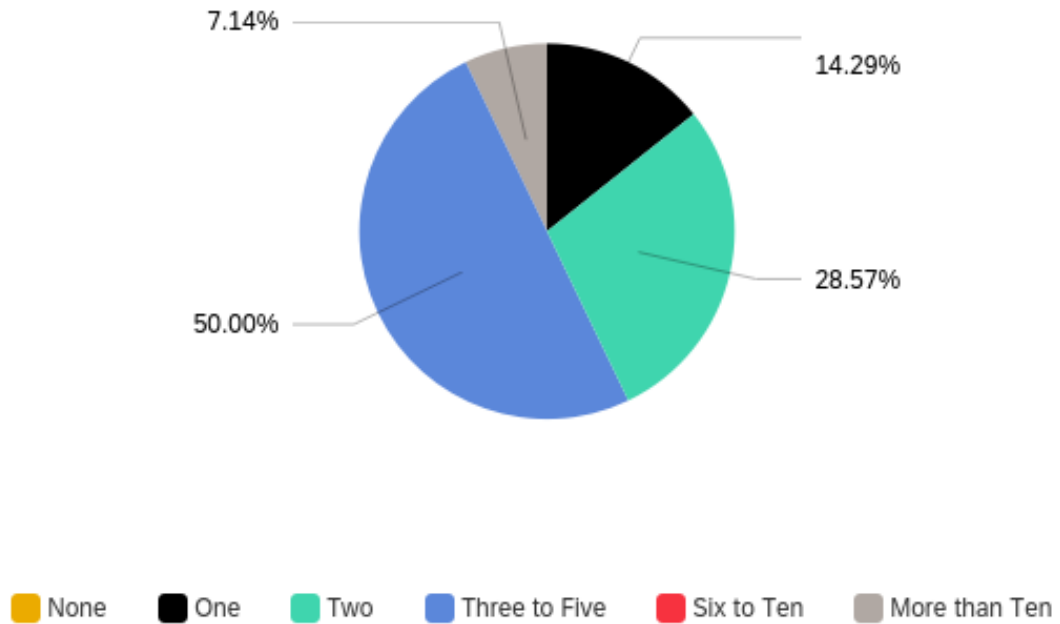


Answer	Response Percent	Response Count
Junior	35.71%	5
Senior	35.71%	5
Sophomore	21.43%	3
Freshman	7.14%	1
Graduate	0.00%	0
<b>Total</b>	<b>100%</b>	<b>14</b>

### Major of Undergraduate Respondents

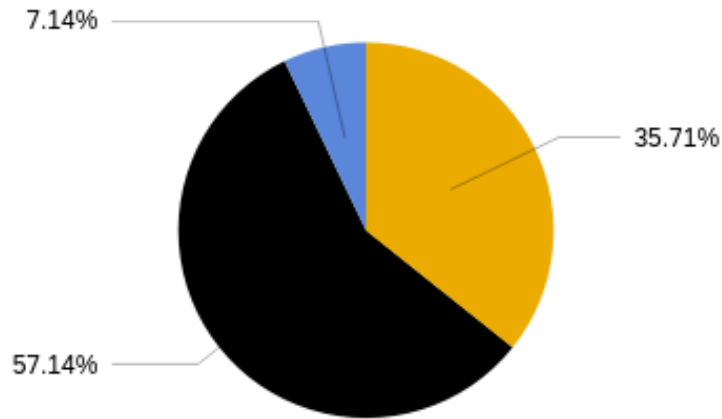
Answer	Response Percent	Response Count
American Sign Language	100.00%	14
<b>Total</b>	<b>100%</b>	<b>14</b>

**Question 3: How many advising sessions, including telephone and e-mail contacts, have you had with your advisor during this academic year?**



Answer	Response Percent	Response Count
Three to Five	50.00%	7
Two	28.57%	4
One	14.29%	2
More than Ten	7.14%	1
None	0.00%	0
Six to Ten	0.00%	0
<b>Total</b>	<b>100%</b>	<b>14</b>

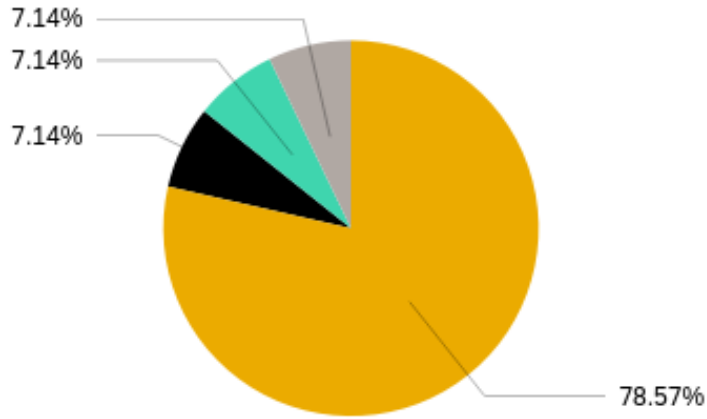
**Question 4: How much time did you spend in those sessions on average?**



■ Less than 15 minutes    
 ■ 15 to 30 minutes    
 ■ 31 minutes to 1 hour    
 ■ More than 1 hour

Answer	Response Percent	Response Count
15 to 30 minutes	57.14%	8
Less than 15 minutes	35.71%	5
More than 1 hour	7.14%	1
31 minutes to 1 hour	0.00%	0
<b>Total</b>	<b>100%</b>	<b>14</b>

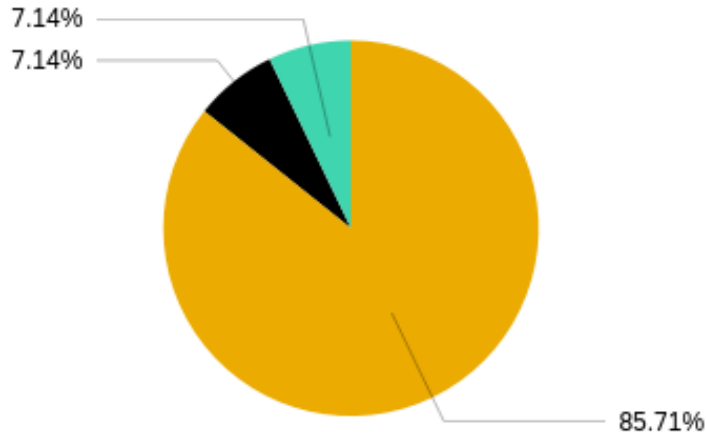
**Question 5 (a): Have you been able to visit your advisor when you need to?**



■ Almost Always (1)  
 ■ (2)  
 ■ (3)  
 ■ (4)  
 ■ Rarely (5)  
 ■ N/A

Question	Almost Always (1)	(2)	(3)	(4)	Rarely (5)	N/A	Total
I have been able to visit my advisor when I needed to.	<b>78.57%</b> 11	<b>7.14%</b> 1	<b>7.14%</b> 1	<b>0.00%</b> 0	<b>0.00%</b> 0	<b>7.14%</b> 1	<b>100%</b> 14

**Question 5 (b): Have you been able to spend as much time with your advisor as needed?**



■ Almost Always (1)   
 ■ (2)   
 ■ (3)   
 ■ (4)   
 ■ Rarely (5)   
 ■ N/A

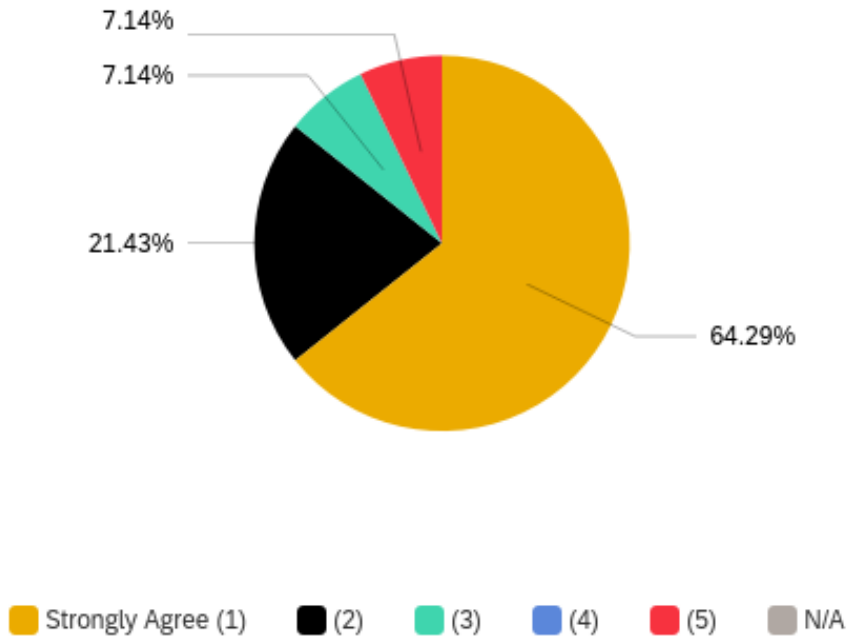
Question	Almost Always (1)	(2)	(3)	(4)	Rarely (5)	N/A	Total
I was able to spend as much time with my advisor as needed.	85.71% 12	7.14% 1	7.14% 1	0.00% 0	0.00% 0	0.00% 0	100% 14

**Question 6: Please describe your experience with your present advisor.**

Question	Very Much (1)	(2)	(3)	(4)	Not at All (5)	N/A	Total
Information from my advisor helped me select courses.	<b>64.29%</b> 9	<b>14.29%</b> 2	<b>14.29%</b> 2	<b>0.00%</b> 0	<b>0.00%</b> 0	<b>7.14%</b> 1	<b>100%</b> 14
My advisor's information about programs helped me clarify my college plans.	<b>64.29%</b> 9	<b>14.29%</b> 2	<b>14.29%</b> 2	<b>0.00%</b> 0	<b>0.00%</b> 0	<b>7.14%</b> 1	<b>100%</b> 14
My advisor's information about career opportunities helped me clarify my career goals.	<b>50.00%</b> 7	<b>21.43%</b> 3	<b>7.14%</b> 1	<b>7.14%</b> 1	<b>0.00%</b> 0	<b>14.29%</b> 2	<b>100%</b> 14
Information from my advisor clarified or simplified college requirements or procedures (e.g., degree requirements, drop/add, registration, etc.)	<b>64.29%</b> 9	<b>0.00%</b> 0	<b>21.43%</b> 3	<b>7.14%</b> 1	<b>0.00%</b> 0	<b>7.14%</b> 1	<b>100%</b> 14
I obtained helpful information from my advisor about resources and services on campus (e.g., student services, counseling, financial aid, etc.)	<b>50.00%</b> 7	<b>7.14%</b> 1	<b>21.43%</b> 3	<b>7.14%</b> 1	<b>0.00%</b> 0	<b>14.29%</b> 2	<b>100%</b> 14

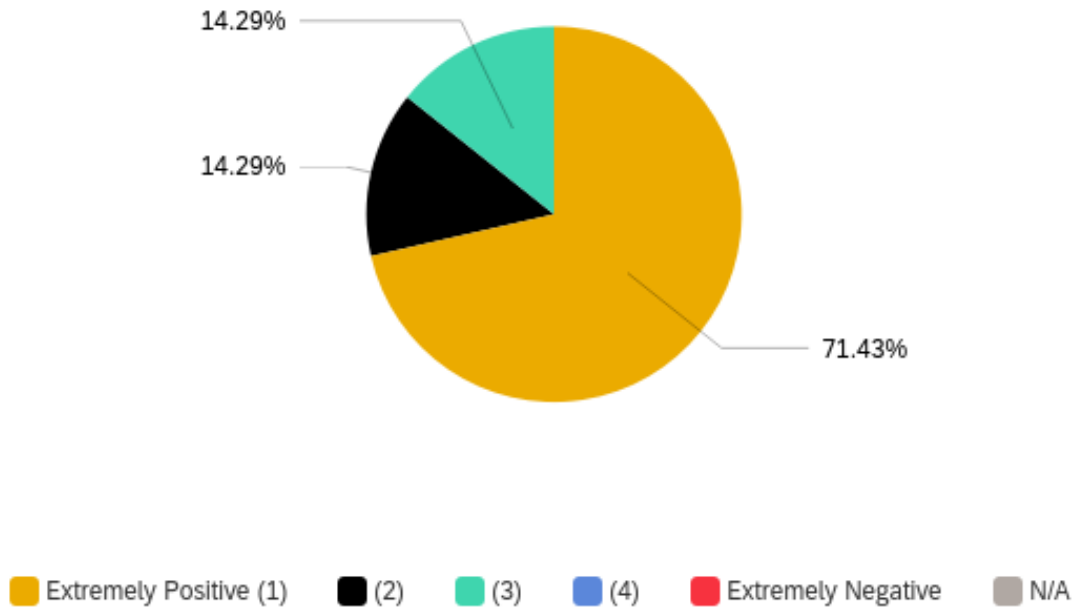


**Question 7: Did your advisor place final responsibility on you for decision making?**



Question	Strongly Agree (1)	(2)	(3)	(4)	Strongly Disagree (5)	N/A	Total
As appropriate, my advisor places final responsibility for making decisions on me	64.29% 9	21.43% 3	7.14% 1	0.00% 0	7.14% 1	0.00% 0	100% 14

**Question 8: How would you rate your overall advising experience with your present advisor?**



Question	Extremely Positive (1)	(2)	(3)	(4)	Extremely Negative (5)	N/A	Total
How would you rate your overall advising experience with your present advisor?	71.43% 10	14.29% 2	14.29% 2	0.00% 0	0.00% 0	0.00% 0	100% 14

**Question 9: Rank the three most important purposes for utilizing your advisor.**

<b>Question</b>	<b>1</b>	<b>2</b>	<b>3</b>	<b>Total</b>
Discussing your grades or academic performance	12.50% 1	37.50% 3	50.00% 4	100% 8
Career Planning	71.43% 5	0.00% 0	28.57% 2	100% 7
Selecting courses for your schedule	16.67% 1	66.67% 4	16.67% 1	100% 6
Information about your skills, abilities, potential, etc.	50.00% 3	33.33% 2	16.67% 1	100% 6
Discussing a course you are taking	50.00% 2	0.00% 0	50.00% 2	100% 4
Information about college requirements and/or procedures	0.00% 0	100.00% 4	0.00% 0	100% 4
Personal concerns	0.00% 0	33.33% 1	66.67% 2	100% 3
Information about college services or resources	33.33% 1	0.00% 0	66.67% 2	100% 3
Other	100.00% 1	0.00% 0	0.00% 0	100% 1
Choosing a major	0.00% 0	0.00% 0	0.00% 0	100% 0
Getting a signature	0.00% 0	0.00% 0	0.00% 0	100% 0

**Other**

Getting my pin to register