

# **Framingham State University**

## **Academic Advising Survey Report 2019-20**

**(Appendix H)**

### **Biology**

**Total Respondents: 34**

### **Office of Institutional Assessment**

Mark Nicholas, Ph.D.

Brittany Brown, M.Ed., Staff Assistant

Jena Shepard, B.S., Administrative Assistant

June 2020

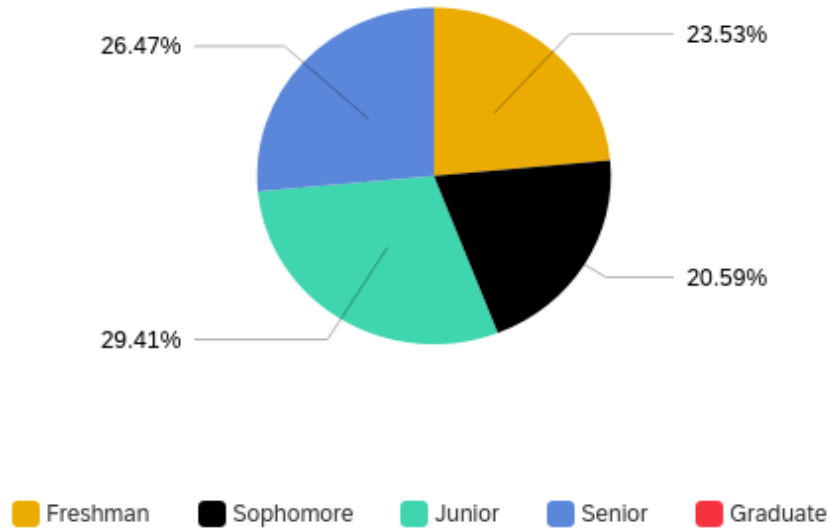
## Table Contents

Class of Respondents .....	3
Major of Undergraduate Respondents .....	3
Question 3: How many advising sessions, including telephone and e-mail contacts, have you had with your advisor during this academic year? .....	4
Question 4: How much time did you spend in those sessions on average?.....	5
Question 5 (a): Have you been able to visit your advisor when you need to?.....	6
Question 5 (b): Have you been able to spend as much time with your advisor as needed? .....	7
Question 6: Please describe your experience with your present advisor. ....	8
Question 7: Did your advisor place final responsibility on you for decision making? .....	9
Question 8: How would you rate your overall advising experience with your present advisor?.....	10
Question 9: Rank the three most important purposes for utilizing your advisor.....	11
Question 24: I am a transfer student:.....	12
Question 25: I identify as a first generation college student (first in my family to go to college): .....	13

## Survey Response Report

The following is a detailed analysis of the survey response data.

### Class of Respondents

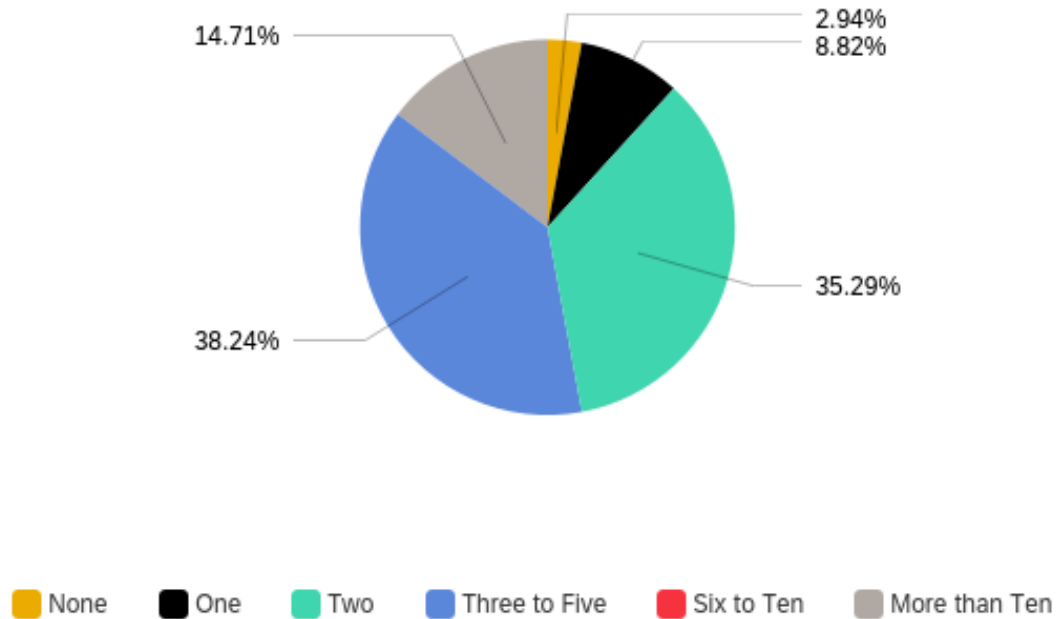


Answer	Response Percent	Response Count
Junior	29.41%	10
Senior	26.47%	9
Freshman	23.53%	8
Sophomore	20.59%	7
Graduate	0.00%	0
<b>Total</b>	<b>100%</b>	<b>34</b>

### Major of Undergraduate Respondents

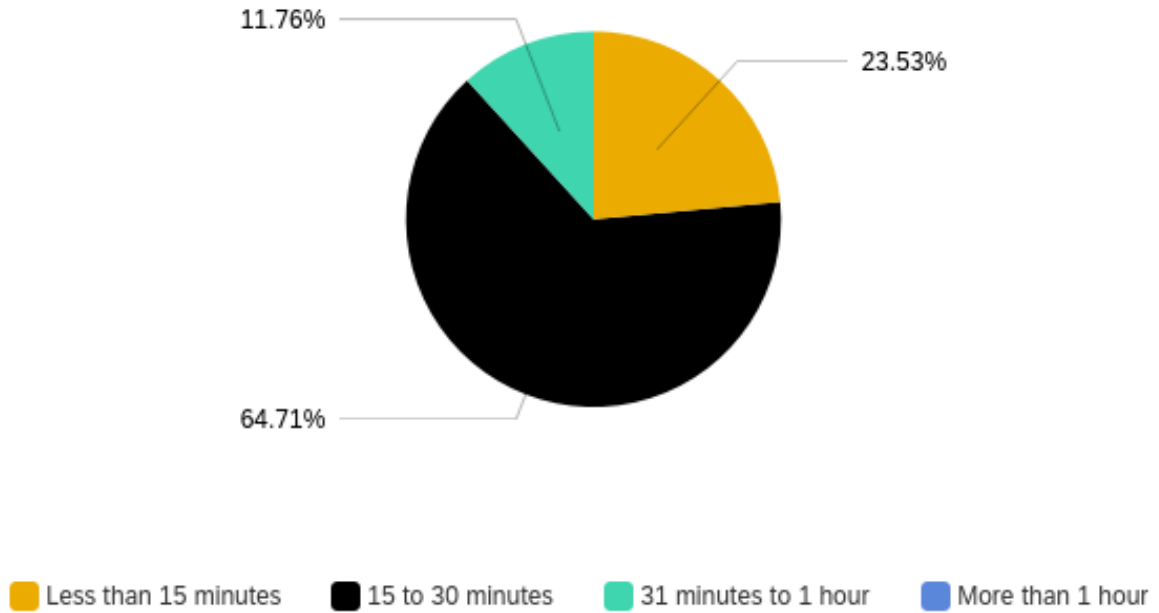
Answer	Response Percent	Response Count
Biology	100.00%	34
<b>Total</b>	<b>100%</b>	<b>34</b>

**Question 3: How many advising sessions, including telephone and e-mail contacts, have you had with your advisor during this academic year?**



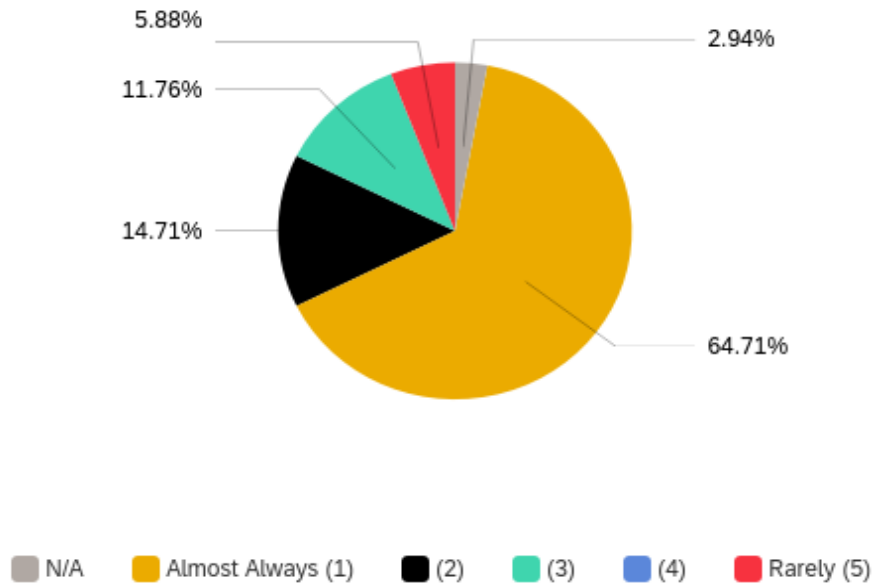
Answer	Response Percent	Response Count
Three to Five	38.24%	13
Two	35.29%	12
More than Ten	14.71%	5
One	8.82%	3
None	2.94%	1
Six to Ten	0.00%	0
<b>Total</b>	<b>100%</b>	<b>34</b>

**Question 4: How much time did you spend in those sessions on average?**



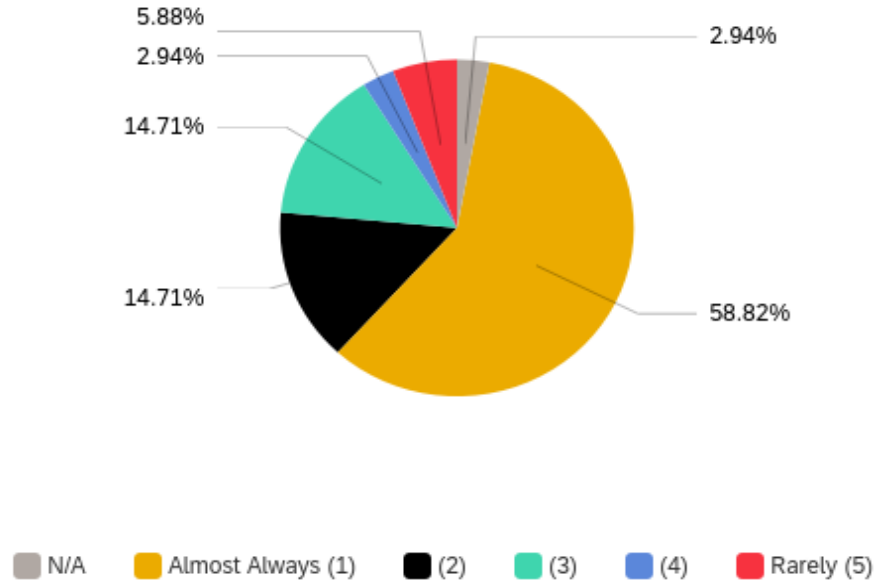
Answer	Response Percent	Response Count
15 to 30 minutes	64.71%	22
Less than 15 minutes	23.53%	8
31 minutes to 1 hour	11.76%	4
More than 1 hour	0.00%	0
<b>Total</b>	<b>100%</b>	<b>34</b>

**Question 5 (a): Have you been able to visit your advisor when you need to?**



Question	Almost Always (1)	(2)	(3)	(4)	Rarely (5)	N/A	Total
I have been able to visit my advisor when I needed to.	64.71% 22	14.71% 5	11.76% 4	0.00% 0	5.88% 2	2.94% 1	100% 34

**Question 5 (b): Have you been able to spend as much time with your advisor as needed?**



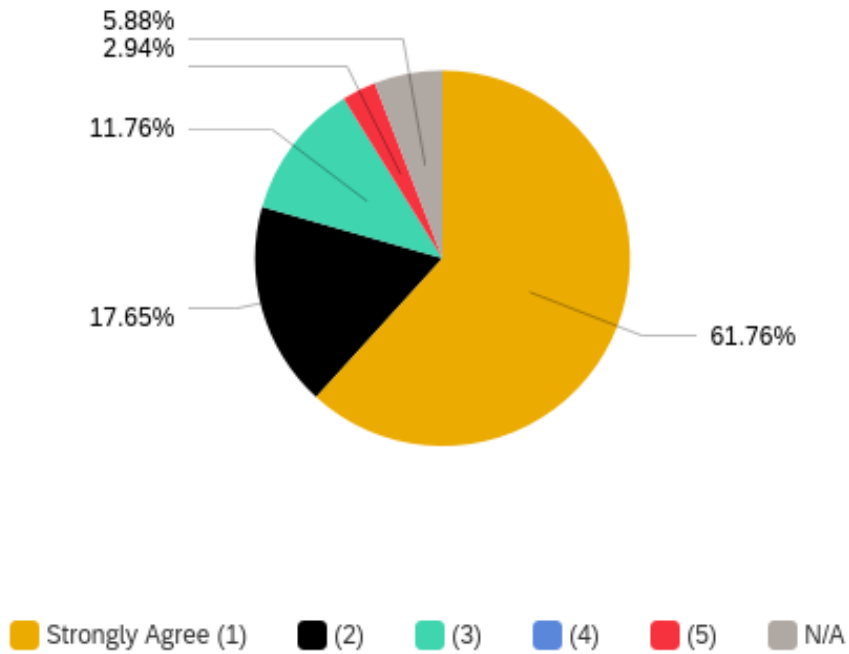
Question	Almost Always (1)	(2)	(3)	(4)	Rarely (5)	N/A	Total
I was able to spend as much time with my advisor as needed.	58.82% 20	14.71% 5	14.71% 5	2.94% 1	5.88% 2	2.94% 1	100% 34

**Question 6: Please describe your experience with your present advisor.**

<b>Question</b>	<b>Very Much (1)</b>	<b>(2)</b>	<b>(3)</b>	<b>(4)</b>	<b>Not at All (5)</b>	<b>N/A</b>	<b>Total</b>
Information from my advisor helped me select courses.	<b>50.00%</b> 17	<b>23.53%</b> 8	<b>14.71%</b> 5	<b>5.88%</b> 2	<b>2.94%</b> 1	<b>2.94%</b> 1	<b>100%</b> 34
My advisor's information about programs helped me clarify my college plans.	<b>38.24%</b> 13	<b>29.41%</b> 10	<b>20.59%</b> 7	<b>0.00%</b> 0	<b>8.82%</b> 3	<b>2.94%</b> 1	<b>100%</b> 34
My advisor's information about career opportunities helped me clarify my career goals.	<b>26.47%</b> 9	<b>20.59%</b> 7	<b>23.53%</b> 8	<b>11.76%</b> 4	<b>11.76%</b> 4	<b>5.88%</b> 2	<b>100%</b> 34
Information from my advisor clarified or simplified college requirements or procedures (e.g., degree requirements, drop/add, registration, etc.)	<b>47.06%</b> 16	<b>23.53%</b> 8	<b>20.59%</b> 7	<b>2.94%</b> 1	<b>2.94%</b> 1	<b>2.94%</b> 1	<b>100%</b> 34
I obtained helpful information from my advisor about resources and services on campus (e.g., student services, counseling, financial aid, etc.)	<b>35.29%</b> 12	<b>17.65%</b> 6	<b>14.71%</b> 5	<b>11.76%</b> 4	<b>8.82%</b> 3	<b>11.76%</b> 4	<b>100%</b> 34

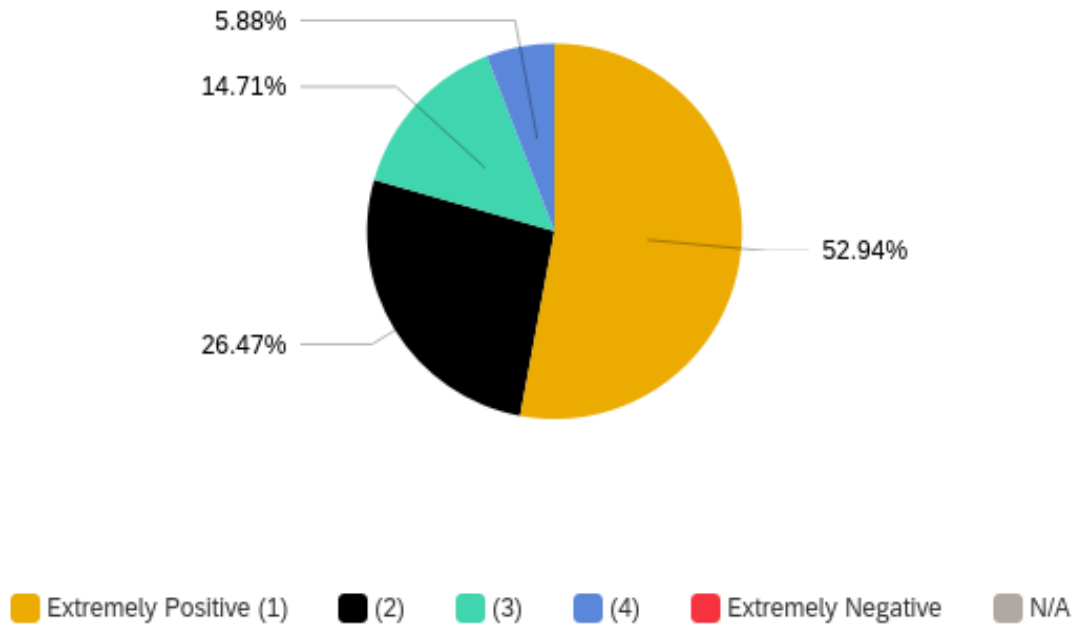


**Question 7: Did your advisor place final responsibility on you for decision making?**



Question	Strongly Agree (1)	(2)	(3)	(4)	Strongly Disagree (5)	N/A	Total
As appropriate, my advisor places final responsibility for making decisions on me.	61.76% 21	17.65% 6	11.76% 4	0.00% 0	2.94% 1	5.88% 2	100% 34

**Question 8: How would you rate your overall advising experience with your present advisor?**

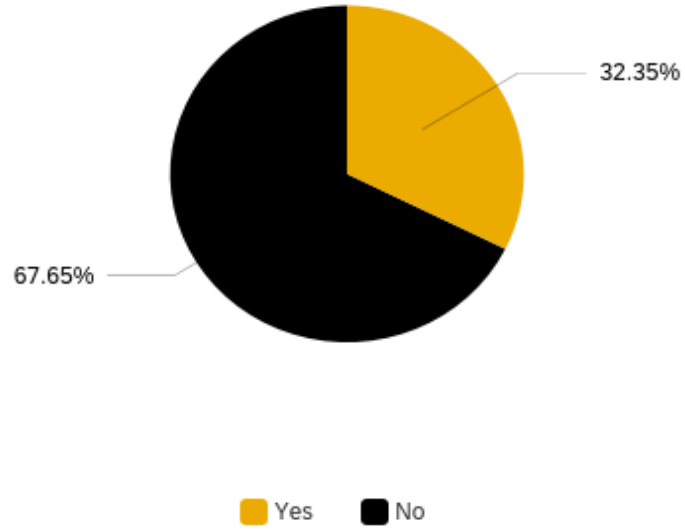


Question	Extremely Positive (1)	(2)	(3)	(4)	Extremely Negative (5)	N/A	Total
How would you rate your overall advising experience with your present advisor?	52.94% 18	26.47% 9	14.71% 5	5.88% 2	0.00% 0	0.00% 0	100% 34

**Question 9: Rank the three most important purposes for utilizing your advisor.**

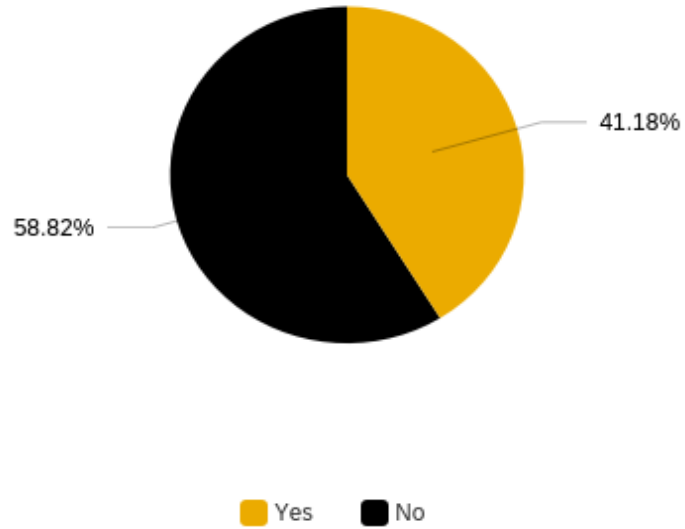
<b>Question</b>	<b>1</b>	<b>2</b>	<b>3</b>	<b>Total</b>
Selecting courses for your schedule	<b>52.00%</b> 13	<b>44.00%</b> 11	<b>4.00%</b> 1	<b>100%</b> 25
Career Planning	<b>75.00%</b> 15	<b>20.00%</b> 4	<b>5.00%</b> 1	<b>100%</b> 20
Information about college requirements and/or procedures	<b>11.76%</b> 2	<b>29.41%</b> 5	<b>58.82%</b> 10	<b>100%</b> 17
Discussing your grades or academic performance	<b>8.33%</b> 1	<b>33.33%</b> 4	<b>58.33%</b> 7	<b>100%</b> 12
Discussing a course you are taking	<b>27.27%</b> 3	<b>45.45%</b> 5	<b>27.27%</b> 3	<b>100%</b> 11
Information about your skills, abilities, potential, etc.	<b>0.00%</b> 0	<b>16.67%</b> 1	<b>83.33%</b> 5	<b>100%</b> 6
Personal concerns	<b>0.00%</b> 0	<b>75.00%</b> 3	<b>25.00%</b> 1	<b>100%</b> 4
Choosing a major	<b>0.00%</b> 0	<b>33.33%</b> 1	<b>66.67%</b> 2	<b>100%</b> 3
Information about college services or resources	<b>0.00%</b> 0	<b>0.00%</b> 0	<b>100.00%</b> 2	<b>100%</b> 2
Getting a signature	<b>0.00%</b> 0	<b>0.00%</b> 0	<b>100.00%</b> 2	<b>100%</b> 2
Other	<b>0.00%</b> 0	<b>0.00%</b> 0	<b>0.00%</b> 0	<b>100%</b> 0

**Question 24: I am a transfer student:**



Answer	Response Percent	Response Count
Yes	32.35%	11
No	67.65%	23
<b>Total</b>	<b>100%</b>	<b>34</b>

**Question 25: I identify as a first generation college student (first in my family to go to college):**



Answer	Response Percent	Response Count
Yes	41.18%	14
No	58.82%	20
<b>Total</b>	<b>100%</b>	<b>34</b>