

Framingham State University

Academic Advising Survey Report 2019-20

(Appendix H)

Criminology

Total Respondents: 12

Office of Institutional Assessment

Mark Nicholas, Ph.D.

Brittany Brown, M.Ed., Staff Assistant

Jena Shepard, B.S., Administrative Assistant

June 2020

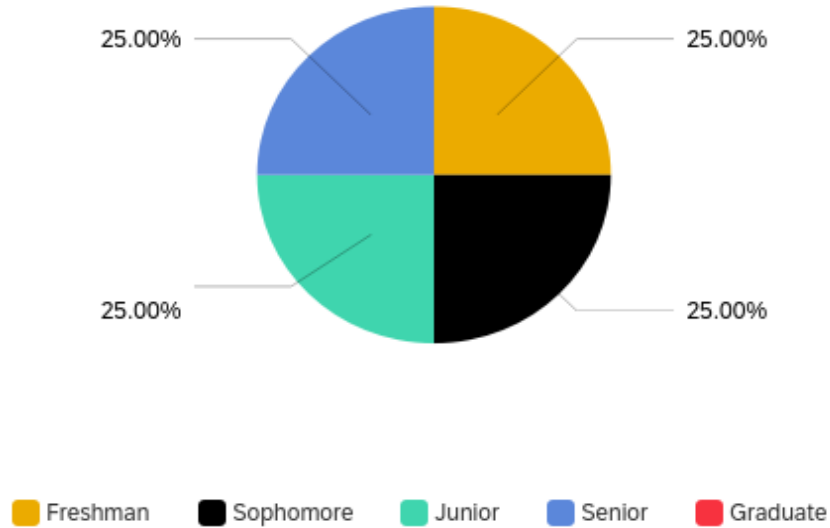
Table of Contents

Class of Respondents	3
Major of Undergraduate Respondents	3
Question 3: How many advising sessions, including telephone and e-mail contacts, have you had with your advisor during this academic year?	4
Question 4: How much time did you spend in those sessions on average?	5
Question 5 (a): Have you been able to visit your advisor when you need to?	6
Question 5 (b): Have you been able to spend as much time with your advisor as needed?	7
Question 6: Please describe your experience with your present advisor.	8
Question 7: Did your advisor place final responsibility on you for decision making?	9
Question 8: How would you rate your overall advising experience with your present advisor?	10
Question 9: Rank the three most important purposes for utilizing your advisor	11

Survey Response Report

The following is a detailed analysis of the survey response data.

Class of Respondents

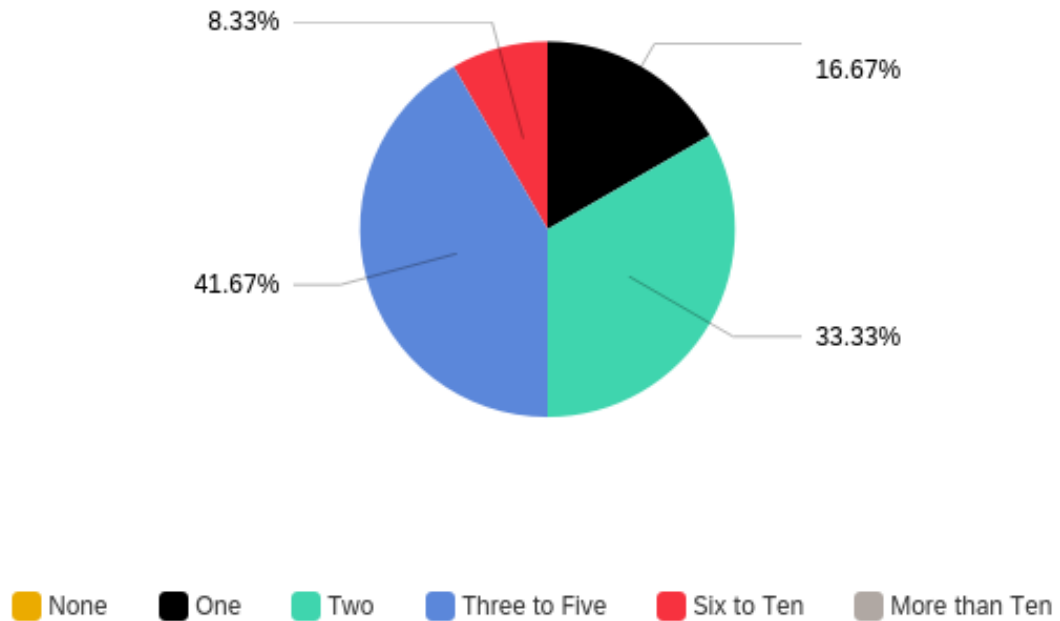


Answer	Response Percent	Response Count
Freshman	25.00%	3
Sophomore	25.00%	3
Junior	25.00%	3
Senior	25.00%	3
Graduate	0.00%	0
Total	100%	12

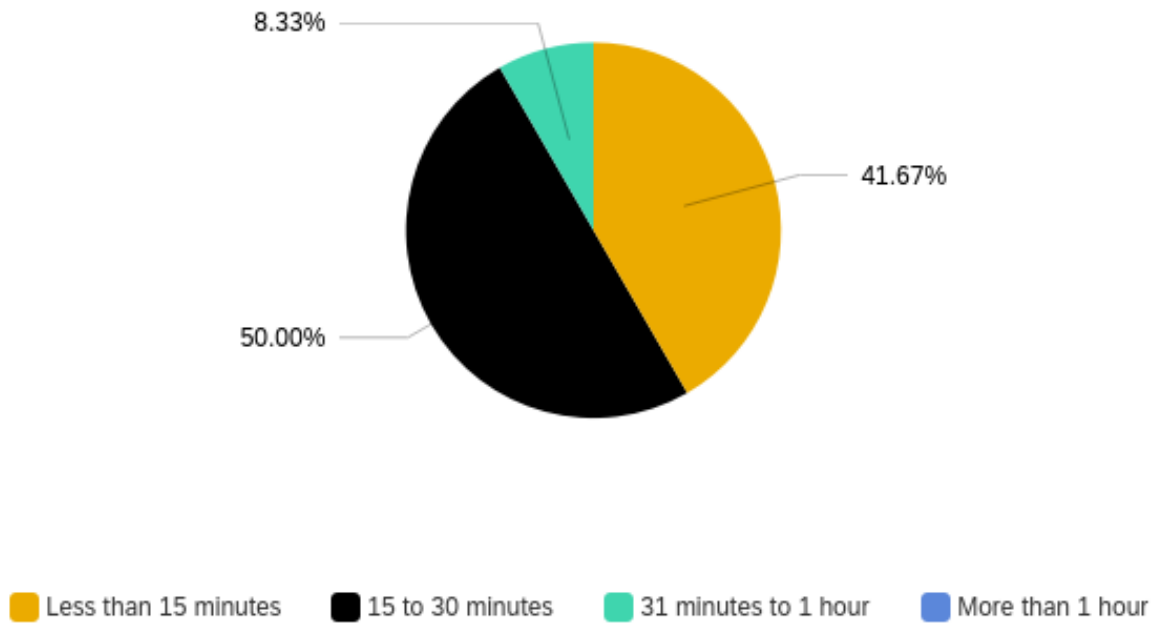
Major of Undergraduate Respondents

Answer	Response Percent	Response Count
Criminology	100.00%	12
Total	100%	12

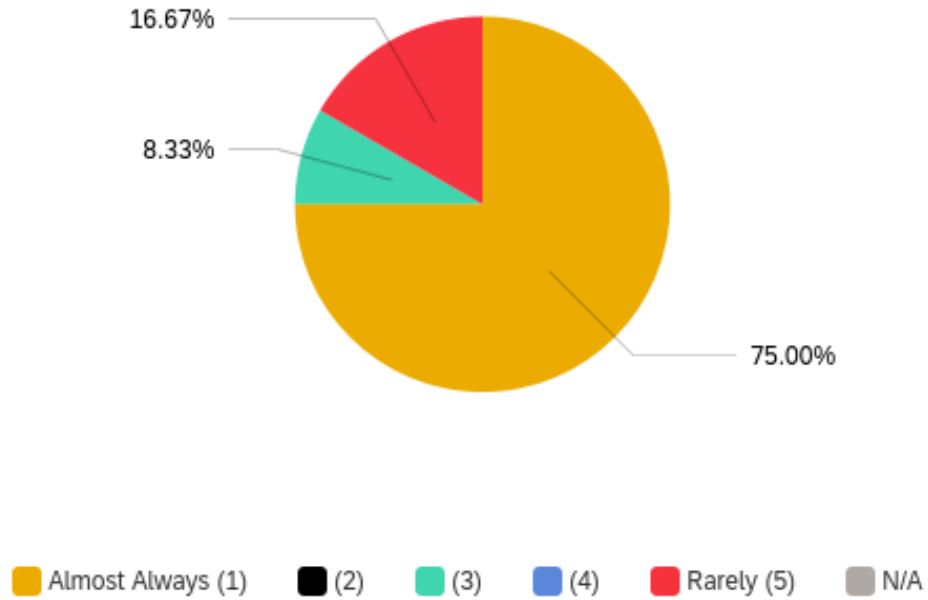
Question 3: How many advising sessions, including telephone and e-mail contacts, have you had with your advisor during this academic year?



Answer	Response Percent	Response Count
Three to Five	41.67%	5
Two	33.33%	4
One	16.67%	2
Six to Ten	8.33%	1
None	0.00%	0
More than Ten	0.00%	0
Total	100%	12

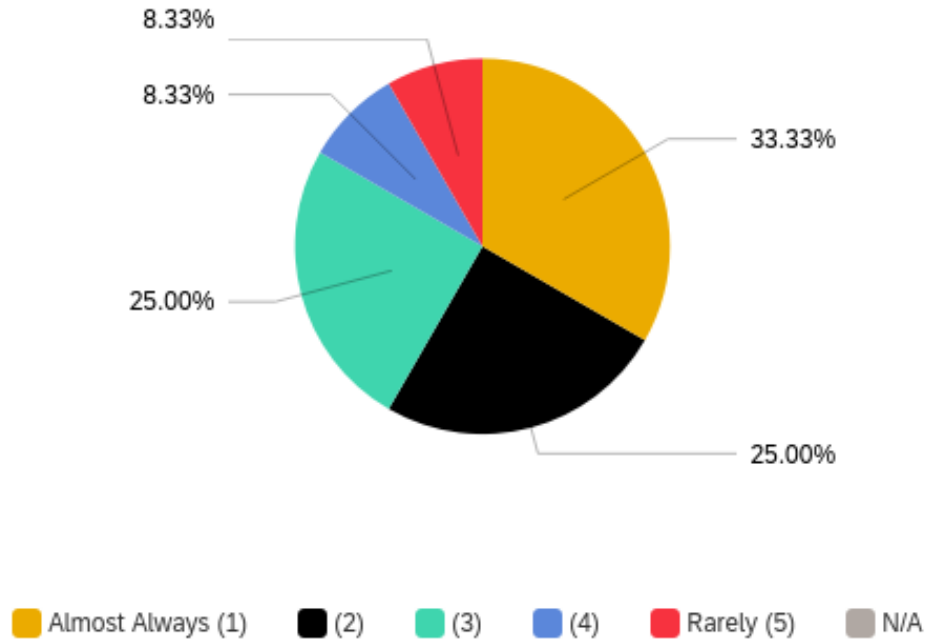
Question 4: How much time did you spend in those sessions on average?

Answer	Response Percent	Response Count
15 to 30 minutes	50.00%	6
Less than 15 minutes	41.67%	5
31 minutes to 1 hour	8.33%	1
More than 1 hour	0.00%	0
Total	100%	12

Question 5 (a): Have you been able to visit your advisor when you need to?

Question	Almost Always (1)	(2)	(3)	(4)	Rarely (5)	N/A	Total
I have been able to visit my advisor when I needed to.	75.00% 9	0.00% 0	8.33% 1	0.00% 0	16.67% 2	0.00% 0	100% 12

Question 5 (b): Have you been able to spend as much time with your advisor as needed?

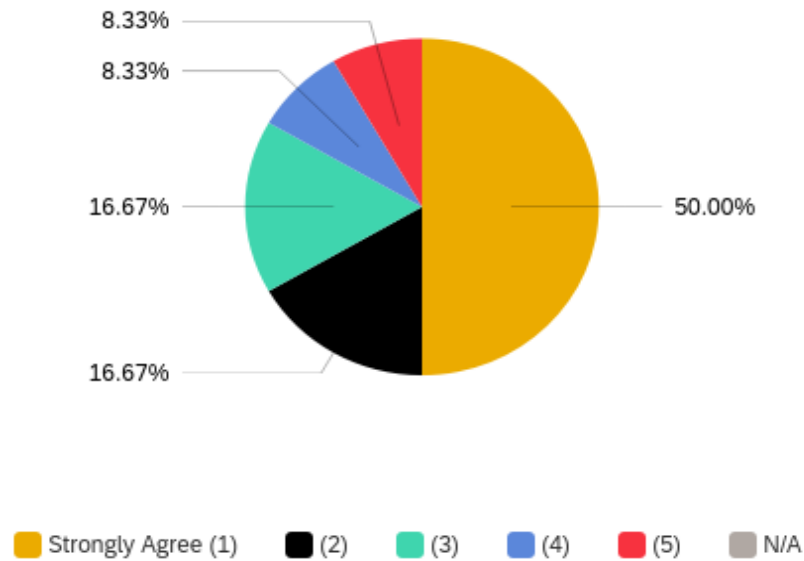


Question	Almost Always (1)	(2)	(3)	(4)	Rarely (5)	N/A	Total
I was able to spend as much time with my advisor as needed.	33.33% 4	25.00% 3	25.00% 3	8.33% 1	8.33% 1	0.00% 0	100% 12

Question 6: Please describe your experience with your present advisor.

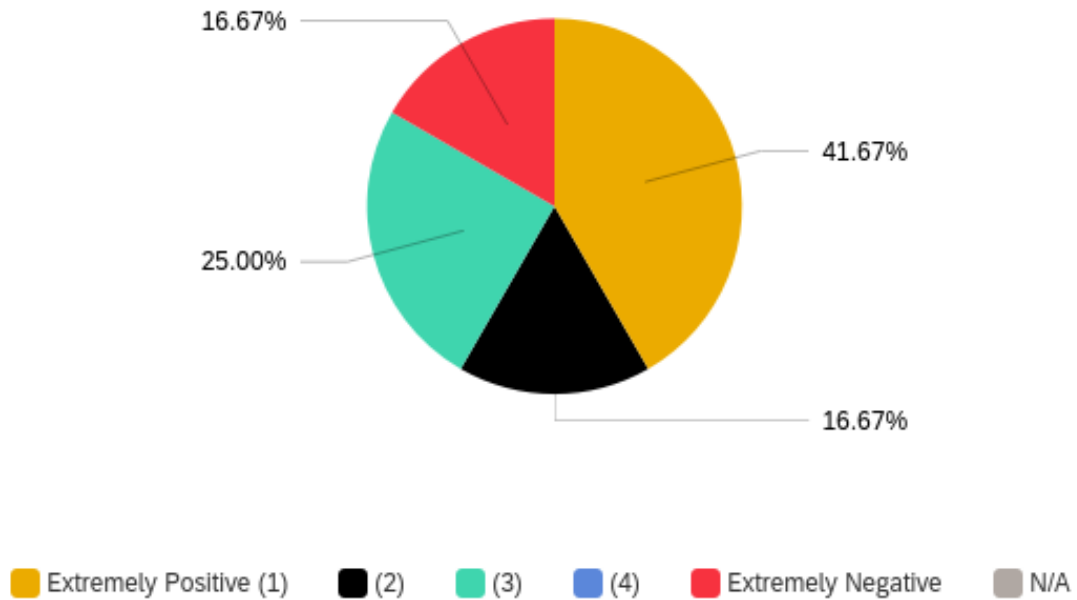
Question	Very Much (1)	(2)	(3)	(4)	Not at All (5)	N/A	Total
Information from my advisor helped me select courses.	16.67% 2	16.67% 2	50.00% 6	0.00% 0	16.67% 2	0.00% 0	100% 12
My advisor's information about programs helped me clarify my college plans.	0.00% 0	33.33% 4	25.00% 3	16.67% 2	8.33% 1	16.67% 2	100% 12
My advisor's information about career opportunities helped me clarify my career goals.	0.00% 0	16.67% 2	8.33% 1	16.67% 2	41.67% 5	16.67% 2	100% 12
Information from my advisor clarified or simplified college requirements or procedures (e.g., degree requirements, drop/add, registration, etc.)	8.33% 1	16.67% 2	50.00% 6	0.00% 0	25.00% 3	0.00% 0	100% 12
I obtained helpful information from my advisor about resources and services on campus (e.g., student services, counseling, financial aid, etc.)	8.33% 1	16.67% 2	16.67% 2	16.67% 2	33.33% 4	8.33% 1	100% 12

Question 7: Did your advisor place final responsibility on you for decision making?



Question	Strongly Agree (1)	(2)	(3)	(4)	Strongly Disagree (5)	N/A	Total
As appropriate, my advisor places final responsibility for making decisions on me.	50.00% 6	16.67% 2	16.67% 2	8.33% 1	8.33% 1	0.00% 0	100% 12

Question 8: How would you rate your overall advising experience with your present advisor?



Question	Extremely Positive (1)	(2)	(3)	(4)	Extremely Negative (5)	N/A	Total
How would you rate your overall advising experience with your present advisor?	41.67% 5	16.67% 2	25.00% 3	0.00% 0	16.67% 2	0.00% 0	100% 12

Question 9: Rank the three most important purposes for utilizing your advisor.

Question	1	2	3	Total
Selecting courses for your schedule	50.00% 4	25.00% 2	25.00% 2	100% 8
Information about college requirements and/or procedures	42.86% 3	42.86% 3	14.29% 1	100% 7
Career Planning	33.33% 2	16.67% 1	50.00% 3	100% 6
Discussing your grades or academic performance	33.33% 2	33.33% 2	33.33% 2	100% 6
Information about your skills, abilities, potential, etc.	0.00% 0	33.33% 1	66.67% 2	100% 3
Discussing a course you are taking	0.00% 0	0.00% 0	100.00% 2	100% 2
Information about college services or resources	0.00% 0	100.00% 2	0.00% 0	100% 2
Getting a signature	50.00% 1	50.00% 1	0.00% 0	100% 2
Choosing a major	0.00% 0	0.00% 0	0.00% 0	100% 0
Personal concerns	0.00% 0	0.00% 0	0.00% 0	100% 0
Other	0.00% 0	0.00% 0	0.00% 0	100% 0