

Framingham State University



Academic Advising Survey Report 2019-20

(Appendix H)

Accounting, Economic, and Finance

Total Respondents: 15

Office of Institutional Assessment

Mark Nicholas, Ph.D., Executive Director

Brittany Brown, M.Ed., Staff Assistant

Jena Shepard, B.S., Administrative Assistant

June 2020

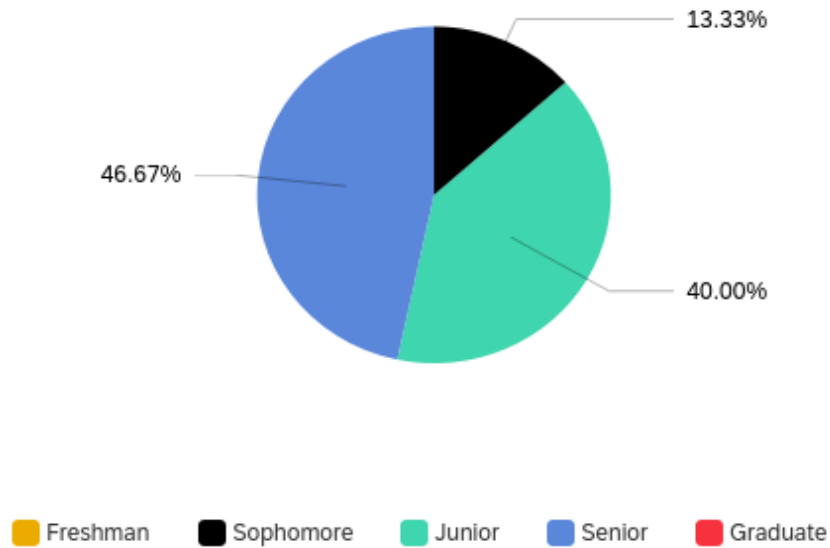
Table of Contents

Class of Respondents	3
Major of Undergraduate Respondents	3
Question 3: How many advising sessions, including telephone and e-mail contacts, have you had with your advisor during this academic year?	4
Question 4: How much time did you spend in those sessions on average?.....	5
Question 5 (a): Have you been able to visit your advisor when you need to?.....	6
Question 5 (b): Have you been able to spend as much time with your advisor as needed?	7
Question 6: Please describe your experience with your present advisor.	8
Question 7: Did your advisor place final responsibility on you for decision making?	9
Question 8: How would you rate your overall advising experience with your present advisor?.....	10
Question 9: Rank the three most important purposes for utilizing your advisor.....	11
Question 23: Please indicate your level of agreement with the items below based on your experience:	12

Survey Response Report

The following is a detailed analysis of the survey response data.

Class of Respondents

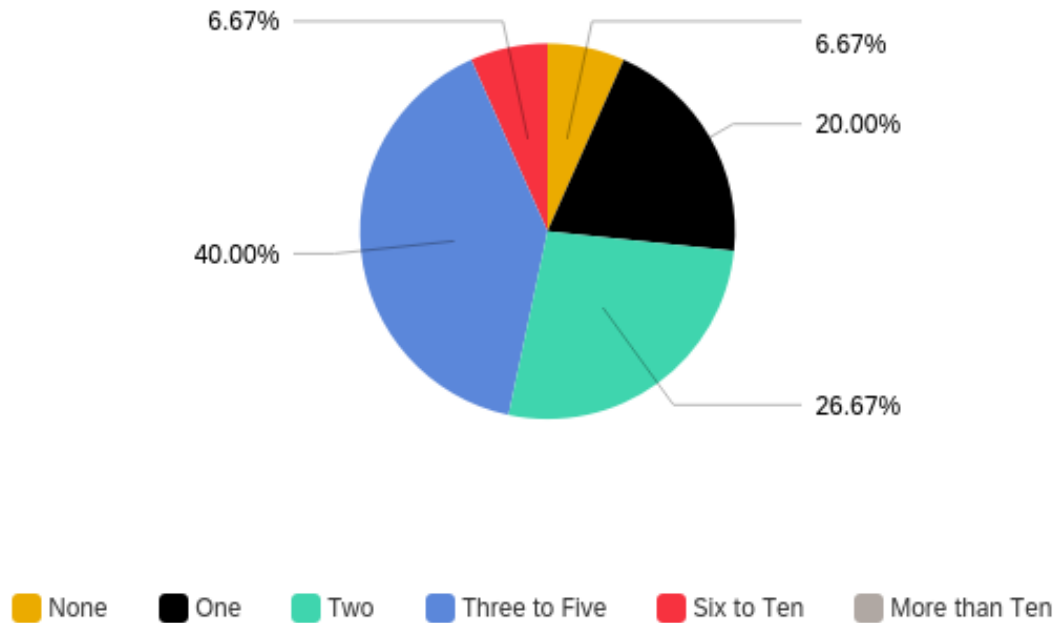


Answer	Response Percent	Response Count
Senior	46.67%	7
Junior	40.00%	6
Sophomore	13.33%	2
Freshman	0.00%	0
Graduate	0.00%	0
Total	100%	15

Major of Undergraduate Respondents

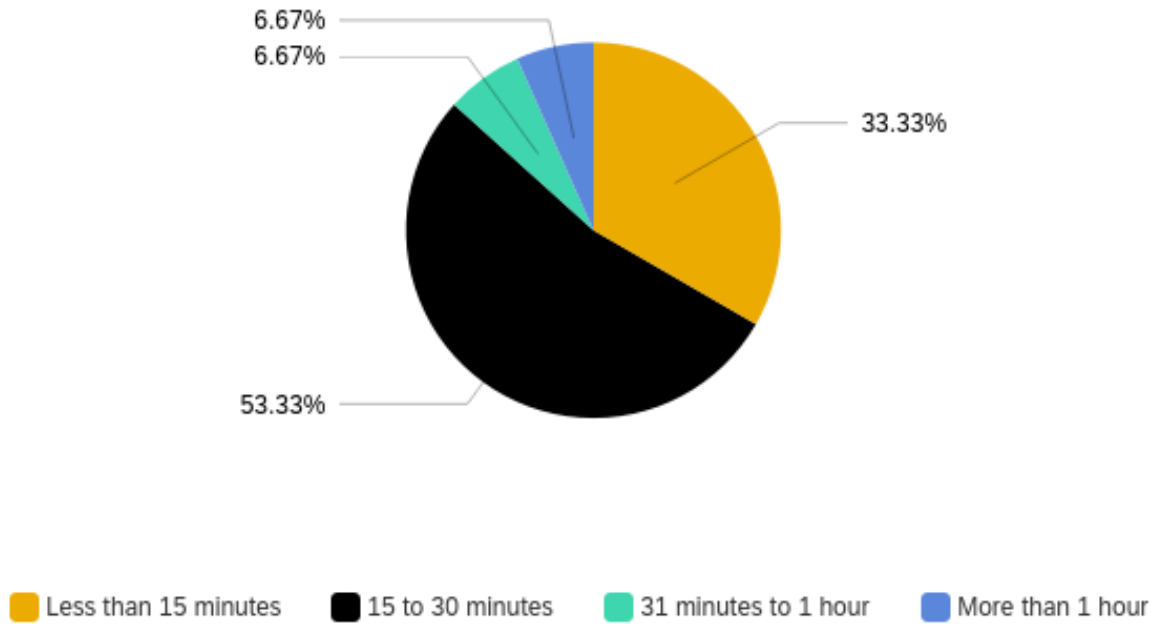
Answer	Response Percent	Response Count
Accounting	66.67%	10
Finance	26.67%	4
Economics	6.67%	1
Total	100%	15

Question 3: How many advising sessions, including telephone and e-mail contacts, have you had with your advisor during this academic year?



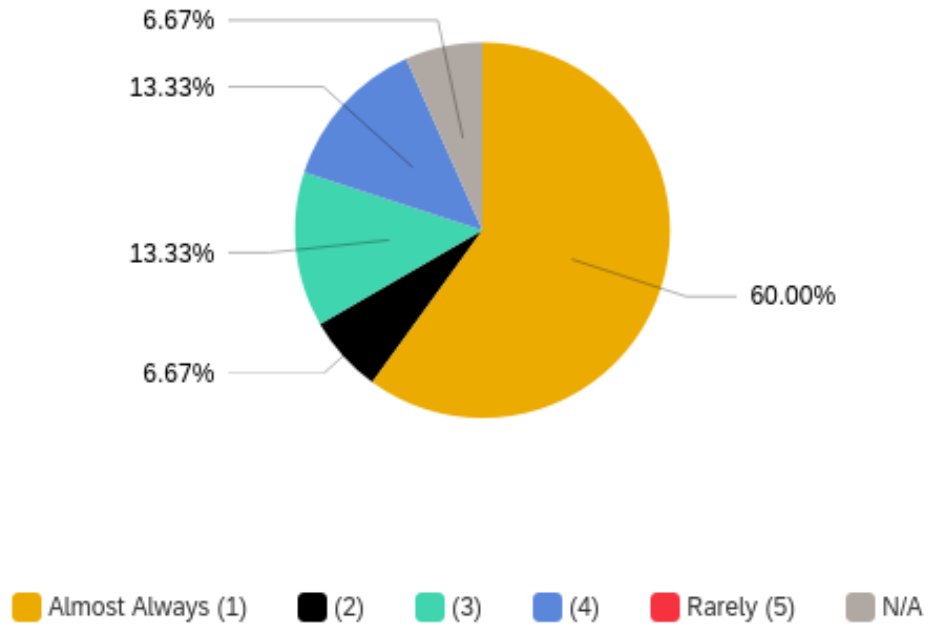
Answer	Response Percent	Response Count
Three to Five	40.00%	6
Two	26.67%	4
One	20.00%	3
None	6.67%	1
Six to Ten	6.67%	1
More than Ten	0.00%	0
Total	100%	15

Question 4: How much time did you spend in those sessions on average?



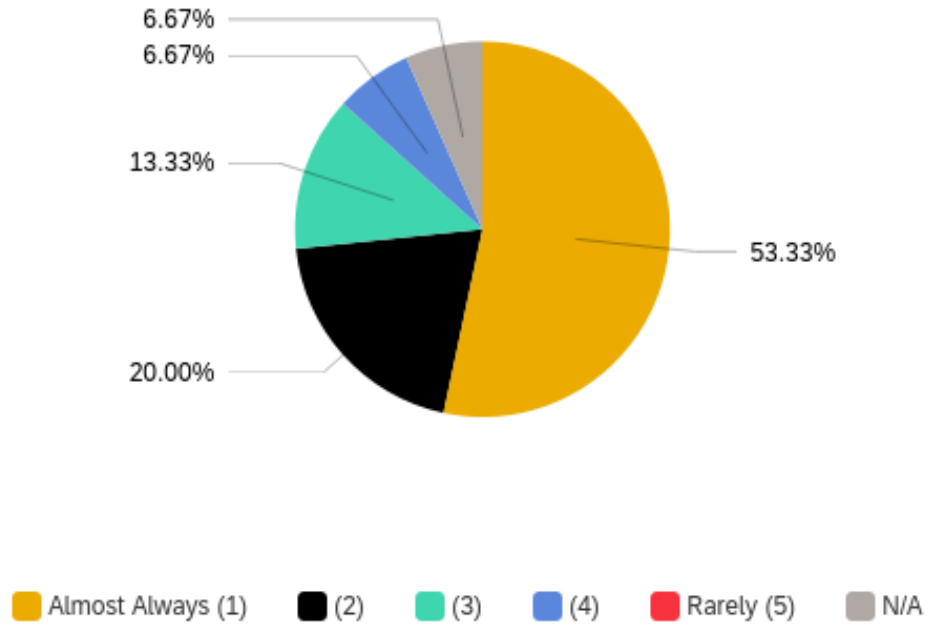
Answer	Response Percent	Response Count
15 to 30 minutes	53.33%	8
Less than 15 minutes	33.33%	5
31 minutes to 1 hour	6.67%	1
More than 1 hour	6.67%	1
Total	100%	15

Question 5 (a): Have you been able to visit your advisor when you need to?



Question	Almost Always (1)	(2)	(3)	(4)	Rarely (5)	N/A	Total
I have been able to visit my advisor when I needed to.	60.00% 9	6.67% 1	13.33% 2	13.33% 2	0.00% 0	6.67% 1	100% 15

Question 5 (b): Have you been able to spend as much time with your advisor as needed?

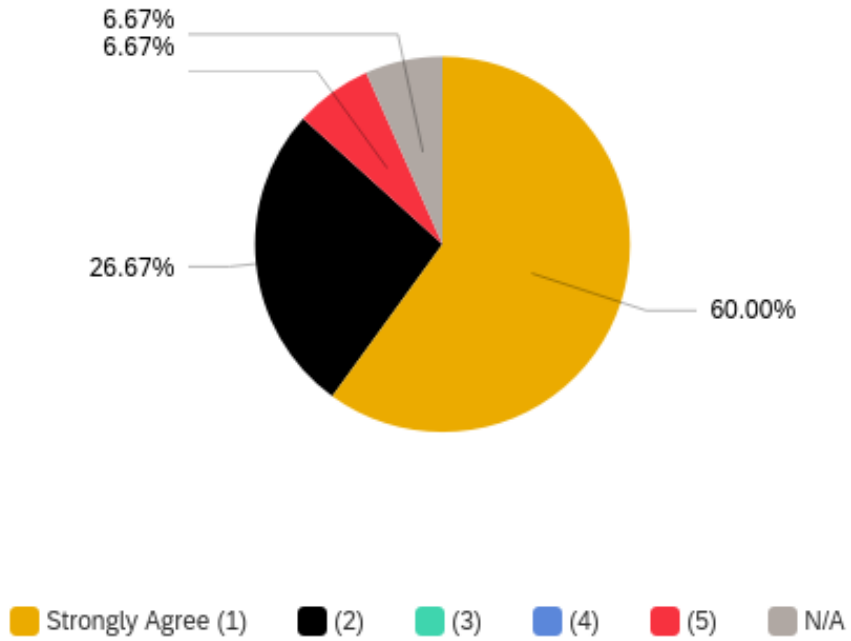


Question	Almost Always (1)	(2)	(3)	(4)	Rarely (5)	N/A	Total
I was able to spend as much time with my advisor as needed.	53.33% 8	20.00% 3	13.33% 2	6.67% 1	0.00% 0	6.67% 1	100% 15

Question 6: Please describe your experience with your present advisor.

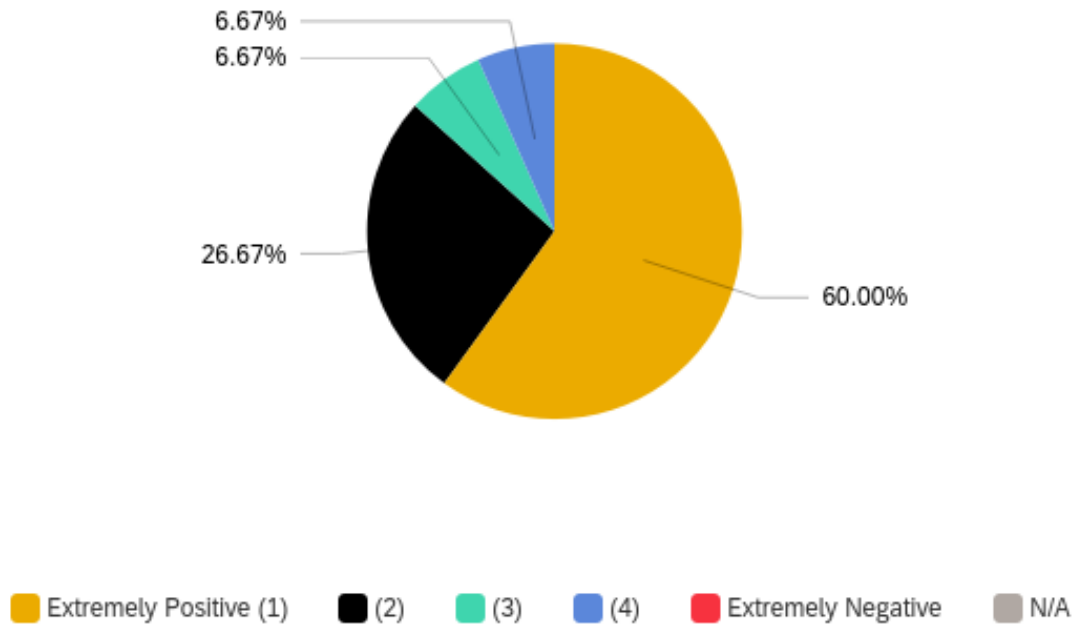
Question	Very Much (1)	(2)	(3)	(4)	Not at All (5)	N/A	Total
Information from my advisor helped me select courses.	66.67% 10	6.67% 1	20.00% 3	0.00% 0	6.67% 1	0.00% 0	100% 15
My advisor's information about programs helped me clarify my college plans.	60.00% 9	26.67% 4	6.67% 1	0.00% 0	6.67% 1	0.00% 0	100% 15
My advisor's information about career opportunities helped me clarify my career goals.	46.67% 7	46.67% 7	0.00% 0	0.00% 0	6.67% 1	0.00% 0	100% 15
Information from my advisor clarified or simplified college requirements or procedures (e.g., degree requirements, drop/add, registration, etc.)	60.00% 9	20.00% 3	13.33% 2	0.00% 0	6.67% 1	0.00% 0	100% 15
I obtained helpful information from my advisor about resources and services on campus (e.g., student services, counseling, financial aid, etc.)	46.67% 7	46.67% 7	0.00% 0	0.00% 0	6.67% 1	0.00% 0	100% 15

Question 7: Did your advisor place final responsibility on you for decision making?



Question	Strongly Agree (1)	(2)	(3)	(4)	Strongly Disagree (5)	N/A	Total
As appropriate, my advisor places final responsibility for making decisions on me.	60.00% 9	26.67% 4	0.00% 0	0.00% 0	6.67% 1	6.67% 1	100% 15

Question 8: How would you rate your overall advising experience with your present advisor?



Question	Extremely Positive (1)	(2)	(3)	(4)	Extremely Negative (5)	N/A	Total
How would you rate your overall advising experience with your present advisor?	60.00% 9	26.67% 4	6.67% 1	6.67% 1	0.00% 0	0.00% 0	100% 15

Question 9: Rank the three most important purposes for utilizing your advisor.

Question	1	2	3	Total
Career Planning	41.67% 5	33.33% 4	25.00% 3	100% 12
Selecting courses for your schedule	55.56% 5	22.22% 2	22.22% 2	100% 9
Information about college requirements and/or procedures	28.57% 2	14.29% 1	57.14% 4	100% 7
Information about college services or resources	25.00% 1	50.00% 2	25.00% 1	100% 4
Discussing your grades or academic performance	0.00% 0	75.00% 3	25.00% 1	100% 4
Information about your skills, abilities, potential, etc.	0.00% 0	50.00% 2	50.00% 2	100% 4
Discussing a course you are taking	33.33% 1	0.00% 0	66.67% 2	100% 3
Choosing a major	100.00% 1	0.00% 0	0.00% 0	100% 1
Getting a signature	0.00% 0	100.00% 1	0.00% 0	100% 1
Personal concerns	0.00% 0	0.00% 0	0.00% 0	100% 0
Other	0.00% 0	0.00% 0	0.00% 0	100% 0

Question 23: Please indicate your level of agreement with the items below based on your experience:

Question	Strongly Agree	Agree	Neutral	Disagree	Strongly Disagree	N/A	Total
I have been able to attend a group advising session	6.67% 1	26.67% 4	26.67% 4	0.00% 0	6.67% 1	33.33% 5	100% 15
I have been able to receive sufficient academic help from a group advising session.	13.33% 2	20.00% 3	20.00% 3	6.67% 1	0.00% 0	40.00% 6	100% 15
The department of business has provided advice, support and motivation that will ensure that I successfully complete my degree program	40.00% 6	20.00% 3	13.33% 2	13.33% 2	0.00% 0	13.33% 2	100% 15