

Framingham State University

Academic Advising Survey Report 2019-20

(Appendix H)

English

Total Respondents: 19

Office of Institutional Assessment

Mark Nicholas, Ph.D.

Brittany Brown, M.Ed., Staff Assistant

Jena Shepard, B.S., Administrative Assistant

June 2020

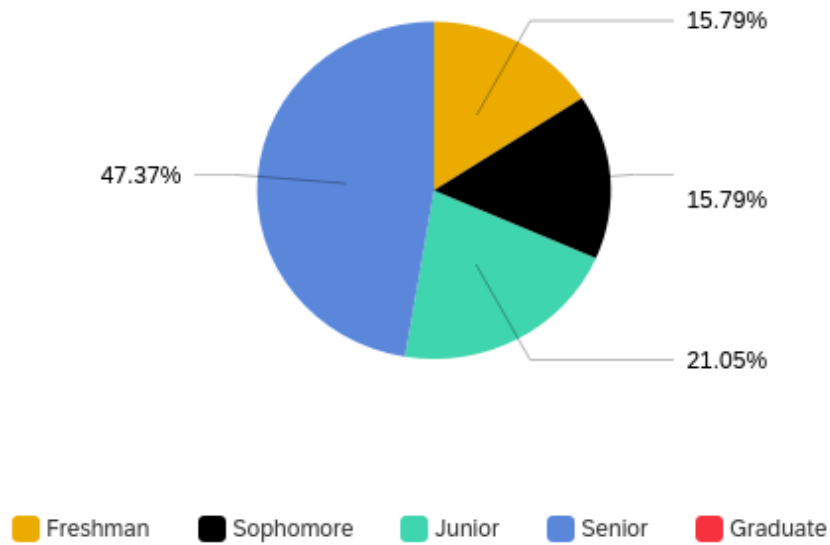
Table of Contents

Class of Respondents	3
Major of Undergraduate Respondents.....	3
Question 3: How many advising sessions, including telephone and e-mail contacts, have you had with your advisor during this academic year?	4
Question 4: How much time did you spend in those sessions on average?.....	5
Question 5 (a): Have you been able to visit your advisor when you need to?.....	6
Question 5 (b): Have you been able to spend as much time with your advisor as needed?	7
Question 6: Please describe your experience with your present advisor.	8
Question 7: Did your advisor place final responsibility on you for decision making?	9
Question 8: How would you rate your overall advising experience with your present advisor?.....	10
Question 9: Rank the three most important purposes for utilizing your advisor.....	11

Survey Response Report

The following is a detailed analysis of the survey response data.

Class of Respondents

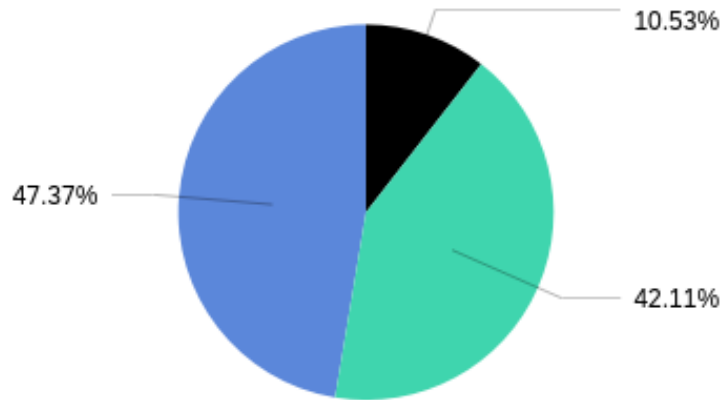


Answer	Response Percent	Response Count
Senior	47.37%	9
Junior	21.05%	4
Freshman	15.79%	3
Sophomore	15.79%	3
Graduate	0.00%	0
Total	100%	19

Major of Undergraduate Respondents

Answer	Response Percent	Response Count
English	100.00%	19
Total	100%	19

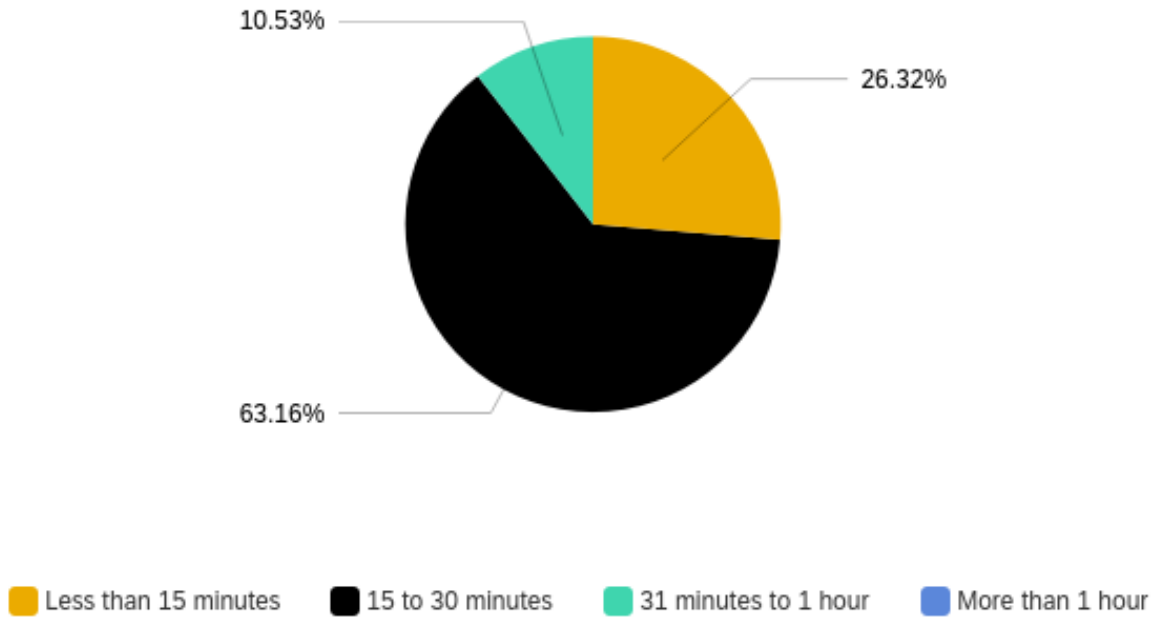
Question 3: How many advising sessions, including telephone and e-mail contacts, have you had with your advisor during this academic year?



■ None
 ■ One
 ■ Two
 ■ Three to Five
 ■ Six to Ten
 ■ More than Ten

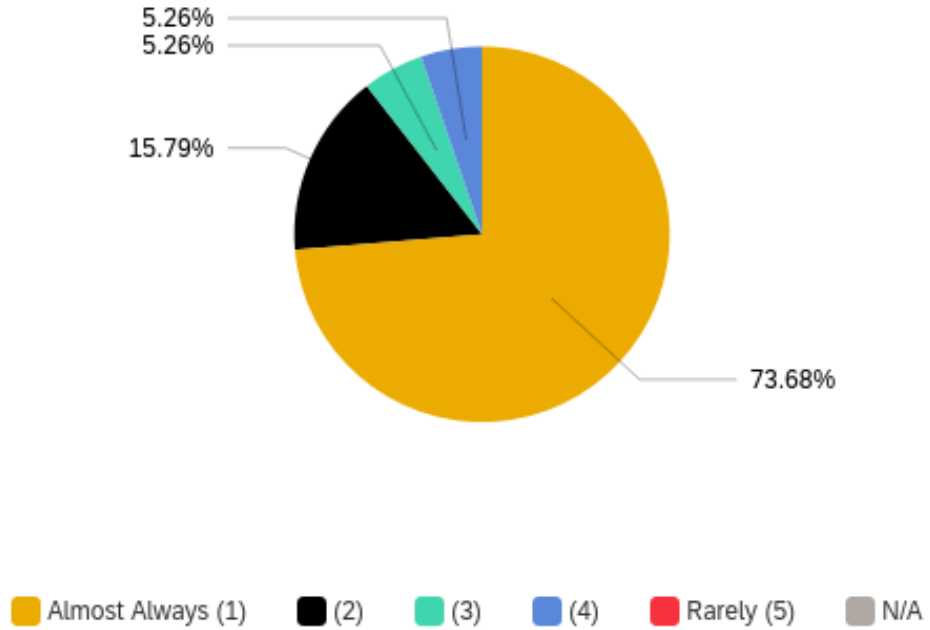
Answer	Response Percent	Response Count
Three to Five	47.37%	9
Two	42.11%	8
One	10.53%	2
None	0.00%	0
Six to Ten	0.00%	0
More than Ten	0.00%	0
Total	100%	19

Question 4: How much time did you spend in those sessions on average?



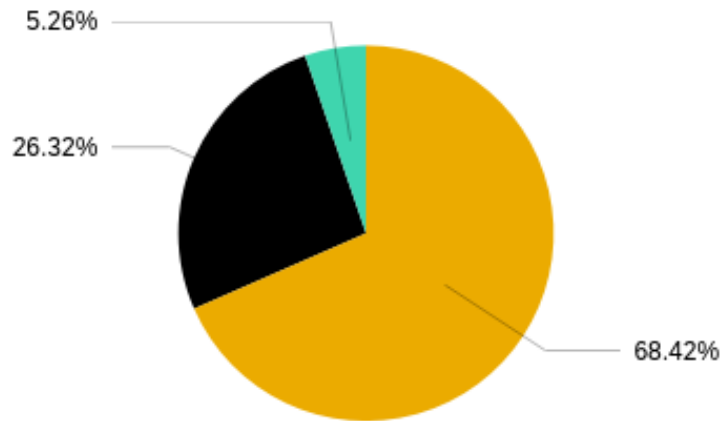
Answer	Response Percent	Response Count
15 to 30 minutes	63.16%	12
Less than 15 minutes	26.32%	5
31 minutes to 1 hour	10.53%	2
More than 1 hour	0.00%	0
Total	100%	19

Question 5 (a): Have you been able to visit your advisor when you need to?



Question	Almost Always (1)	(2)	(3)	(4)	Rarely (5)	N/A	Total
I have been able to visit my advisor when I needed to.	73.68% 14	15.79% 3	5.26% 1	5.26% 1	0.00% 0	0.00% 0	100% 19

Question 5 (b): Have you been able to spend as much time with your advisor as needed?



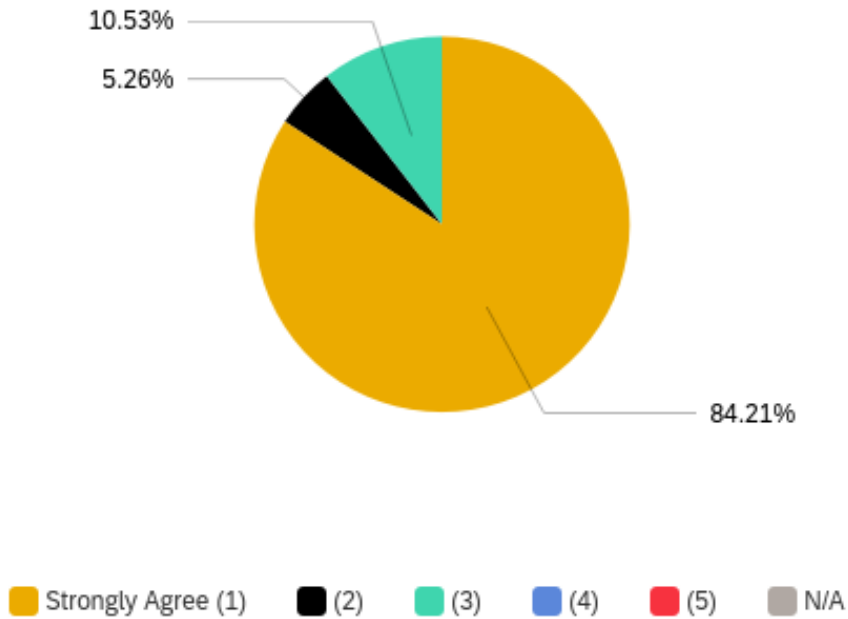
■ Almost Always (1)
 ■ (2)
 ■ (3)
 ■ (4)
 ■ Rarely (5)
 ■ N/A

Question	Almost Always (1)	(2)	(3)	(4)	Rarely (5)	N/A	Total
I was able to spend as much time with my advisor as needed.	68.42% 13	26.32% 5	5.26% 1	0.00% 0	0.00% 0	0.00% 0	100% 19

Question 6: Please describe your experience with your present advisor.

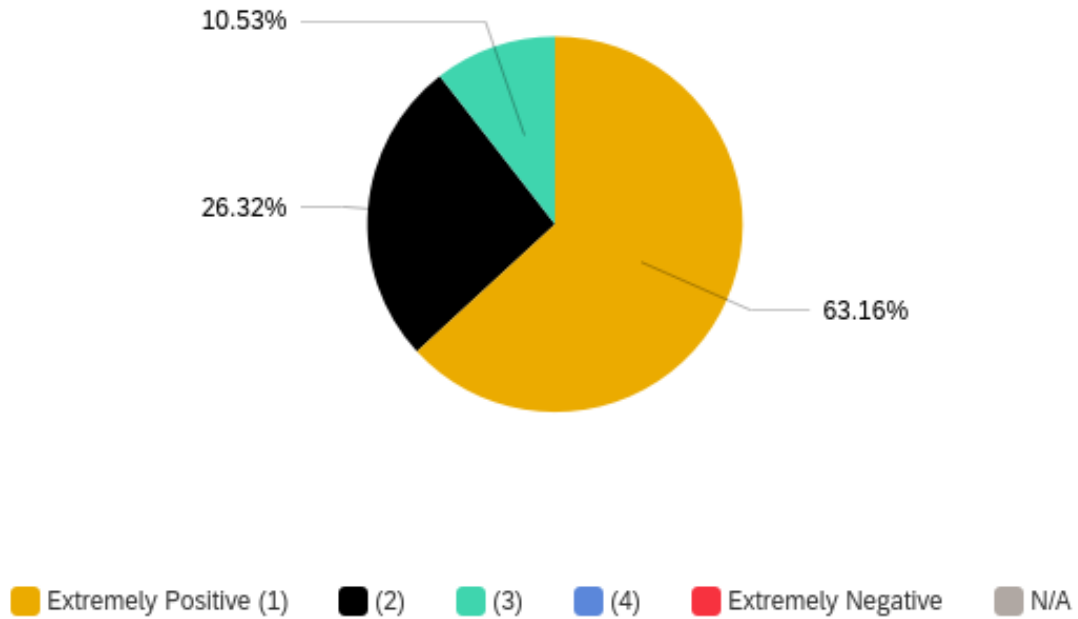
Question	Very Much (1)	(2)	(3)	(4)	Not at All (5)	N/A	Total
Information from my advisor helped me select courses.	68.42% 13	5.26% 1	21.05% 4	5.26% 1	0.00% 0	0.00% 0	100% 19
My advisor's information about programs helped me clarify my college plans.	63.16% 12	21.05% 4	5.26% 1	5.26% 1	0.00% 0	5.26% 1	100% 19
My advisor's information about career opportunities helped me clarify my career goals.	47.37% 9	31.58% 6	10.53% 2	5.26% 1	0.00% 0	5.26% 1	100% 19
Information from my advisor clarified or simplified college requirements or procedures (e.g., degree requirements, drop/add, registration, etc.)	63.16% 12	15.79% 3	15.79% 3	5.26% 1	0.00% 0	0.00% 0	100% 19
I obtained helpful information from my advisor about resources and services on campus (e.g., student services, counseling, financial aid, etc.)	31.58% 6	26.32% 5	21.05% 4	5.26% 1	0.00% 0	15.79% 3	100% 19

Question 7: Did your advisor place final responsibility on you for decision making?



Question	Strongly Agree (1)	(2)	(3)	(4)	Strongly Disagree (5)	N/A	Total
As appropriate, my advisor places final responsibility for making decisions on me.	84.21% 16	5.26% 1	10.53% 2	0.00% 0	0.00% 0	0.00% 0	100% 19

Question 8: How would you rate your overall advising experience with your present advisor?



Question	Extremely Positive (1)	(2)	(3)	(4)	Extremely Negative (5)	N/A	Total
How would you rate your overall advising experience with your present advisor?	63.16% 12	26.32% 5	10.53% 2	0.00% 0	0.00% 0	0.00% 0	100% 19

Question 9: Rank the three most important purposes for utilizing your advisor.

Question	1	2	3	Total
Selecting courses for your schedule	56.25% 9	37.50% 6	6.25% 1	100% 16
Information about college requirements and/or procedures	18.18% 2	54.55% 6	27.27% 3	100% 11
Career Planning	30.00% 3	10.00% 1	60.00% 6	100% 10
Discussing a course you are taking	50.00% 3	16.67% 1	33.33% 2	100% 6
Information about your skills, abilities, potential, etc.	25.00% 1	25.00% 1	50.00% 2	100% 4
Choosing a major	0.00% 0	50.00% 1	50.00% 1	100% 2
Personal concerns	0.00% 0	0.00% 0	100.00% 2	100% 2
Discussing your grades or academic performance	0.00% 0	50.00% 1	50.00% 1	100% 2
Getting a signature	50.00% 1	50.00% 1	0.00% 0	100% 2
Information about college services or resources	0.00% 0	0.00% 0	100.00% 1	100% 1
Other	0.00% 0	100.00% 1	0.00% 0	100% 1