

Framingham State University

Graduate Student Exit Survey Report 2019-20

Master of Business Administration

Target Population: 17

Total Respondents: 4

Response Rate: 23.53%

Office of Institutional Assessment

Mark Nicholas, Ph.D.

Brittany Brown, M.Ed., Staff Assistant

August 2020

Table of Contents

How many years did it take you to finish this degree?.....	3
Majors of Graduate Respondents.....	3
How did you first hear about FSU graduate programs?	3
If you selected "Other Websites" above, please specify which websites in the space provided:.....	4
Why did you choose to attend FSU for your graduate program? Please rank your top 5 reasons.....	4
Did you apply to any other universities for graduate school?.....	5
What was your rating of FSU at the time you applied for admission?	5
Please indicate the level of challenge presented by each item below based on your experience while pursuing your graduate degree:	6
How did you finance your graduate education?.....	8
How applicable were the program requirements to your current/or future workplace?	9
After completing your graduate program, how would you classify your level of preparation?	9
Please indicate your level of satisfaction with FSU Graduate Services in the following areas:.....	10
Please rate your level of satisfaction with the following aspects of your graduate education experiences related to your degree:.....	11
Please rate your level of agreement with the following statements:	13
Did you receive your undergraduate degree from FSU?	13
Would you select FSU if you were to begin graduate school all over again?	14
Would you recommend FSU to other potential students?.....	14
Did you complete this degree as a part-time or full-time student?	15
What percentage of your classes did you take online and what percentage would you have preferred?	15
Are you an in-state, out-of-state, or international student (living inside or outside the U.S.)?.....	16
Please assess on a scale of 1 to 5 (1 being low, 5 being high) the degree to which you have mastered each of the skills below by the conclusion of the MBA program. I am able to:	17

How many years did it take you to finish this degree?

Answer	Response Percent	Response Count
Less than 2 years	0.00%	0
2 - 4 years	50.00%	2
4- 6 years	50.00%	2
6 - 8 years	0.00%	0
More than 8 years	0.00%	0
Total	100%	4

Majors of Graduate Respondents

Answer	Response Percent	Response Count
Master of Business Administration: Management	75.00%	3
Master of Business Administration: Healthcare Management	25.00%	1
Total	100%	4

How did you first hear about FSU graduate programs?

Answer	Response Percent	Percent of Cases*	Response Count
From a Co-worker	25.00%	25.00%	1
Other (please specify)	25.00%	25.00%	1
From an Employer	25.00%	25.00%	1
FSU Website	25.00%	25.00%	1
Word of Mouth from current FSU Student	0.00%	0.00%	0
From an Undergraduate Faculty Member	0.00%	0.00%	0
Other Websites	0.00%	0.00%	0
Radio	0.00%	0.00%	0
Brochure	0.00%	0.00%	0
Word of Mouth from FSU Alumni	0.00%	0.00%	0
I am a FSU Alumni	0.00%	0.00%	0
Graduate Fair/Career Fair	0.00%	0.00%	0
Newspaper	0.00%	0.00%	0
Total	100%		4

*Percent of Cases (Number of times the factor was selected divided by the sample size)

If you selected "Other Websites" above, please specify which websites in the space provided:

I was a student in the [redacted] program, and I wanted to continue in FSU.

Why did you choose to attend FSU for your graduate program? Please rank your top 5 reasons.

In the table below respondents were asked to rank the top five most significant reasons why they chose to attend FSU for their graduate program. Respondents indicated the most significant reasons were (1) cost and location, (2) program/degree options, ability to complete degree/program/coursework online and/or hybrid, and convenient course times.

Answer	Response Percent	Percent of Cases*	Response Count
Cost (1 st)	20.00%	100.00%	4
Location (1 st)	20.00%	100.00%	4
Program/Degree Options (2 nd)	15.00%	75.00%	3
Ability to complete degree/program/ coursework online and/or hybrid (2 nd)	15.00%	75.00%	3
Convenient Course Times (2 nd)	15.00%	75.00%	3
Size of Academic Program	5.00%	25.00%	1
Academic Reputation	5.00%	25.00%	1
Unique Program Offered at FSU	5.00%	25.00%	1
Research Facilities	0.00%	0.00%	0
The Administrative Staff	0.00%	0.00%	0
The Faculty	0.00%	0.00%	0
Through Recommendations	0.00%	0.00%	0
Other (please specify)	0.00%	0.00%	0
Number of Graduate Students	0.00%	0.00%	0
Total	100%		4

*Percent of Cases (Number of times the factor was selected divided by the sample size)

Did you apply to any other universities for graduate school?

Answer	Response Percent	Response Count
Yes	25.00%	1
No	75.00%	3
Total	100%	4

What was your rating of FSU at the time you applied for admission?

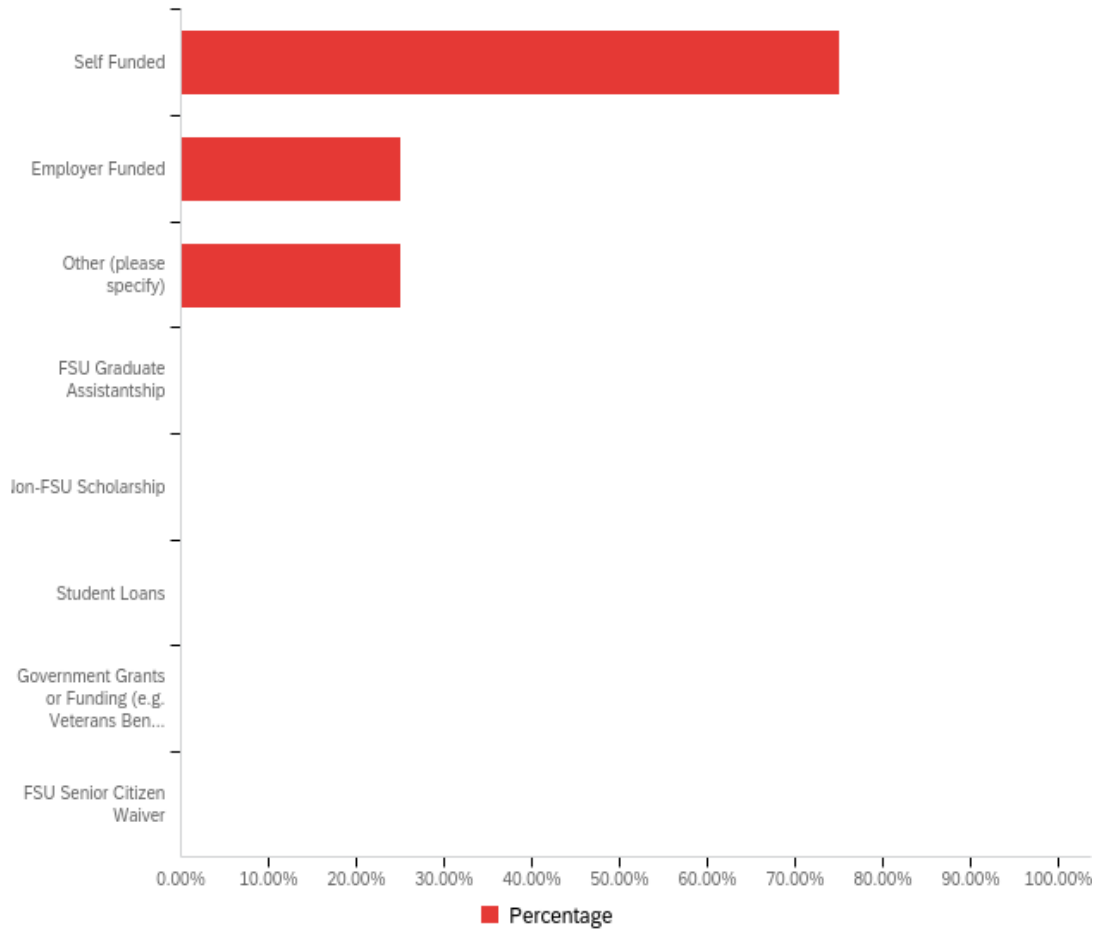
Answer	Response Percent	Response Count
1st Choice	100.00%	4
2nd Choice	0.00%	0
3rd Choice	0.00%	0
FSU was not one of my top three choices	0.00%	0
Total	100%	4

Please indicate the level of challenge presented by each item below based on your experience while pursuing your graduate degree:

Question	Extremely Challenging	Challenging	Neutral	Not Challenging	Extremely Unchallenging	Total
Work or Financial Obligations	25.00% 1	50.00% 2	25.00% 1	0.00% 0	0.00% 0	100% 4
	75.00% 3			0.00% 0		
Family Obligations	0.00% 0	25.00% 1	50.00% 2	25.00% 1	0.00% 0	100% 4
	25.00% 1			25.00% 1		
Location/Transportation	0.00% 0	25.00% 1	50.00% 2	25.00% 1	0.00% 0	100% 4
	25.00% 1			25.00% 1		
Immigration Regulations	0.00% 0	0.00% 0	50.00% 1	0.00% 0	50.00% 1	100% 2
	0.00% 0			50.00% 1		
Program Requirements or Structure	0.00% 0	25.00% 1	75.00% 3	0.00% 0	0.00% 0	100% 4
	25.00% 1			0.00% 0		
Course Availability	25.00% 1	0.00% 0	75.00% 3	0.00% 0	0.00% 0	100% 4
	25.00% 1			0.00% 0		
Communication with Faculty	25.00% 1	0.00% 0	0.00% 0	75.00% 3	0.00% 0	100% 4
	25.00% 1			75.00% 3		
Communication with Graduate Office Staff	25.00% 1	0.00% 0	0.00% 0	50.00% 2	25.00% 1	100% 4
	25.00% 1			75.00% 3		
Communication with Graduate Advisor	25.00% 1	0.00% 0	50.00% 2	25.00% 1	0.00% 0	100% 4
	25.00% 1			25.00% 1		
Communication with Students Services Staff	0.00% 0	25.00% 1	0.00% 0	75.00% 3	0.00% 0	100% 4
	25.00% 1			75.00% 3		

Communication with Graduate Admissions Office Staff	25.00% 1	0.00% 0	0.00% 0	75.00% 3	0.00% 0	100% 4
	25.00% 1			75.00% 3		
Communication with Graduate Registrar Office Staff	25.00% 1	0.00% 0	25.00% 1	25.00% 1	25.00% 1	100% 4
	25.00% 1			50.00% 2		
Course Requirements and Coursework	0.00% 0	75.00% 3	0.00% 0	25.00% 1	0.00% 0	100% 4
	75.00% 3			25.00% 1		
Portfolio Requirement	0.00% 0	50.00% 2	25.00% 1	25.00% 1	0.00% 0	100% 4
	50.00% 2			25.00% 1		
Practicum Requirement	0.00% 0	50.00% 2	25.00% 1	25.00% 1	0.00% 0	100% 4
	50.00% 2			25.00% 1		
Comprehensive Exam	50.00% 2	25.00% 1	25.00% 1	0.00% 0	0.00% 0	100% 4
	75.00% 3			0.00% 0		

How did you finance your graduate education?



Answer	Response Percent	Percent of Cases*	Response Count
Self-Funded	60.00%	75.00%	3
Employer Funded	20.00%	25.00%	1
Other (please specify)	20.00%	25.00%	1
FSU Graduate Assistantship	0.00%	0.00%	0
Non-FSU Scholarship	0.00%	0.00%	0
Student Loans	0.00%	0.00%	0
Government Grants or Funding (e.g. Veterans Benefits or GI bill)	0.00%	0.00%	0
FSU Senior Citizen Waiver	0.00%	0.00%	0
Total	100%		4

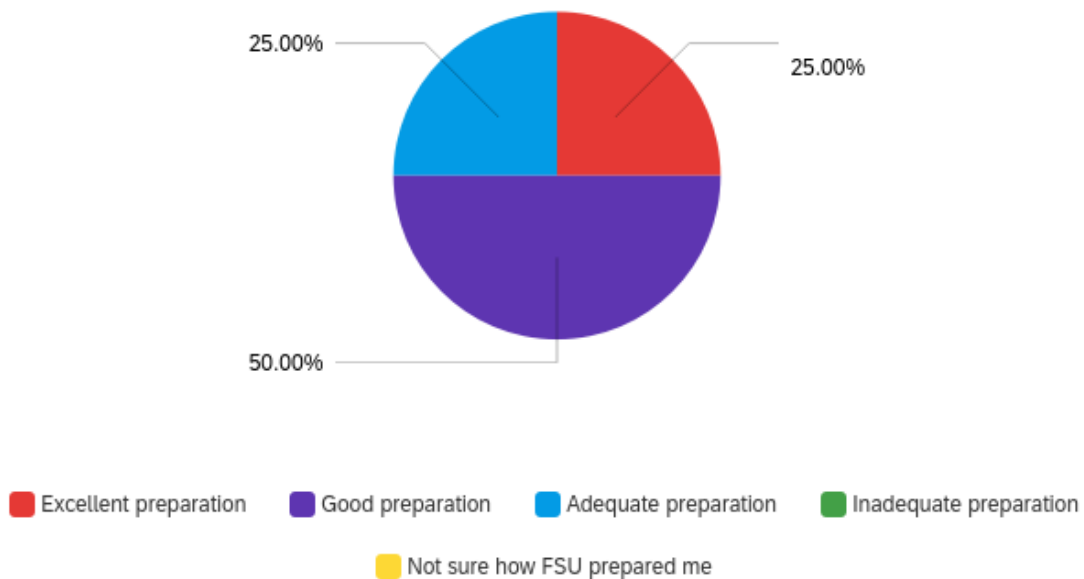
Other (please specify)
Credit cards

*Percent of Cases (Number of times the factor was selected divided by the sample size)

How applicable were the program requirements to your current/or future workplace?

Answer	Response Percent	Response Count
A Great Deal	0.00%	0
Quite a Lot	75.00%	3
Some	25.00%	1
A Little	0.00%	0
None	0.00%	0
Total	100%	4

After completing your graduate program, how would you classify your level of preparation?



Answer	Response Percent	Response Count
Excellent preparation	25.00%	1
Good preparation	50.00%	2
Adequate preparation	25.00%	1
Inadequate preparation	0.00%	0
Not sure how FSU prepared me	0.00%	0
Total	100%	4

Please indicate your level of satisfaction with FSU Graduate Services in the following areas:

Question	Very Satisfied	Satisfied	Neutral	Dissatisfied	Very Dissatisfied	Total
GRADUATE STUDIES OFFICE	25.00% 1	25.00% 1	50.00% 2	0.00% 0	0.00% 0	100% 4
	50.00% 2			0.00% 0		
GRADUATE ADMISSIONS OFFICE	25.00% 1	25.00% 1	50.00% 2	0.00% 0	0.00% 0	100% 4
	50.00% 2			0.00% 0		
REGISTRAR'S OFFICE	25.00% 1	25.00% 1	50.00% 2	0.00% 0	0.00% 0	100% 4
	50.00% 2			0.00% 0		
FINANCIAL AID & SCHOLARSHIPS	0.00% 0	0.00% 0	100.00% 4	0.00% 0	0.00% 0	100% 4
	0.00% 0			0.00% 0		

Please rate your level of satisfaction with the following aspects of your graduate education experiences related to your degree:

Question	Very Satisfied	Satisfied	Neutral	Dissatisfied	Very Dissatisfied	Total
Diversity of students with whom you took courses	50.00% 2	0.00% 0	25.00% 1	0.00% 0	25.00% 1	100% 4
	50.00% 2			25.00% 1		
Academic quality of students with whom you took courses	25.00% 1	25.00% 1	50.00% 2	0.00% 0	0.00% 0	100% 4
	50.00% 2			0.00% 0		
Quality of instruction in your courses	25.00% 1	25.00% 1	50.00% 2	0.00% 0	0.00% 0	100% 4
	50.00% 2			0.00% 0		
Faculty expertise	25.00% 1	25.00% 1	50.00% 2	0.00% 0	0.00% 0	100% 4
	50.00% 2			0.00% 0		
Feedback you received in courses from faculty	25.00% 1	25.00% 1	50.00% 2	0.00% 0	0.00% 0	100% 4
	50.00% 2			0.00% 0		
Accessibility of instructors	0.00% 0	50.00% 2	50.00% 2	0.00% 0	0.00% 0	100% 4
	50.00% 2			0.00% 0		
Finding and working with your graduate program coordinator	0.00% 0	50.00% 2	50.00% 2	0.00% 0	0.00% 0	100% 4
	50.00% 2			0.00% 0		
Quality of graduate advising from major professor or graduate advisor	0.00% 0	50.00% 2	50.00% 2	0.00% 0	0.00% 0	100% 4
	50.00% 2			0.00% 0		
Degree plan flexibility and elective choices	25.00% 1	25.00% 1	50.00% 2	0.00% 0	0.00% 0	100% 4
	50.00% 2			0.00% 0		
Program coverage of relevant content	25.00% 1	25.00% 1	25.00% 1	25.00% 1	0.00% 0	100% 4
	50.00% 2			25.00% 1		

Sequencing of content across program courses	0.00% 0	50.00% 2	50.00% 2	0.00% 0	0.00% 0	100% 4
	50.00% 2			0.00% 0		
Assistance with external certification process	0.00% 0	25.00% 1	75.00% 3	0.00% 0	0.00% 0	100% 4
	25.00% 1			0.00% 0		
Availability of field experience(s)/practicum(s)/internship(s)	0.00% 0	0.00% 0	100.00% 4	0.00% 0	0.00% 0	100% 4
	0.00% 0			0.00% 0		
Quality of your field experience(s)/practicum(s)/internship(s)	0.00% 0	0.00% 0	100.00% 4	0.00% 0	0.00% 0	100% 4
	0.00% 0			0.00% 0		
Timing of your field experience(s)/practicum(s)/internship(s)	0.00% 0	0.00% 0	100.00% 4	0.00% 0	0.00% 0	100% 4
	0.00% 0			0.00% 0		
Length of graduate program	0.00% 0	75.00% 3	25.00% 1	0.00% 0	0.00% 0	100% 4
	75.00% 3			0.00% 0		
Support in planning and completing thesis, projects in lieu, or portfolio, or comprehensive exam	0.00% 0	50.00% 2	50.00% 2	0.00% 0	0.00% 0	100% 4
	50.00% 2			0.00% 0		
Assistance with finding employment	0.00% 0	0.00% 0	100.00% 4	0.00% 0	0.00% 0	100% 4
	0.00% 0			0.00% 0		

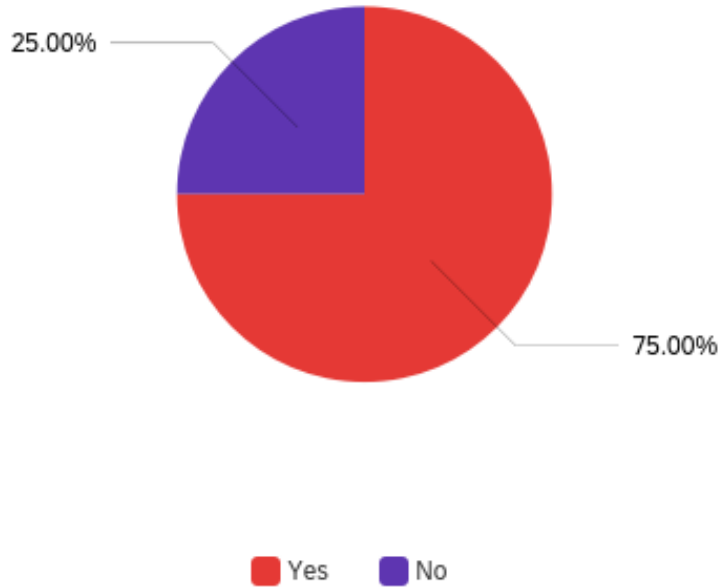
Please rate your level of agreement with the following statements:

Question	Strongly Agree	Agree	Neutral	Disagree	Strongly Disagree	Total
My graduate degree from FSU has brought me closer to achieving my goals	0.00% 0	75.00% 3	25.00% 1	0.00% 0	0.00% 0	100% 4
	75.00% 3			0.00% 0		
My graduate experience at FSU was rewarding	25.00% 1	50.00% 2	25.00% 1	0.00% 0	0.00% 0	100% 4
	75.00% 3			0.00% 0		
My graduate coursework at FSU was challenging	50.00% 2	50.00% 2	0.00% 0	0.00% 0	0.00% 0	100% 4
	100.00% 4			0.00% 0		
My graduate degree from FSU is marketable	25.00% 1	50.00% 2	25.00% 1	0.00% 0	0.00% 0	100% 4
	75.00% 3			0.00% 0		

Did you receive your undergraduate degree from FSU?

Answer	Response Percent	Response Count
Yes	0.00%	0
No	100.00%	4
Total	100%	4

Would you select FSU if you were to begin graduate school all over again?

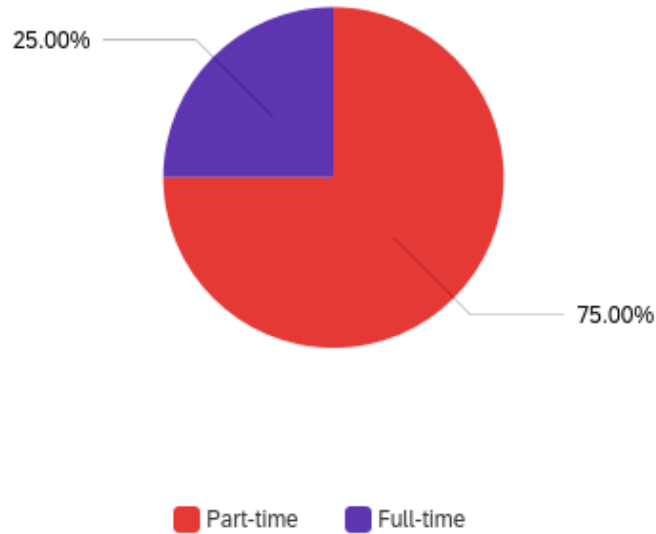


Answer	Response Percent	Response Count
Yes	75.00%	3
No	25.00%	1
Total	100%	4

Would you recommend FSU to other potential students?

Answer	Response Percent	Response Count
Yes	100.00%	4
No	0.00%	0
Total	100%	4

Did you complete this degree as a part-time or full-time student?



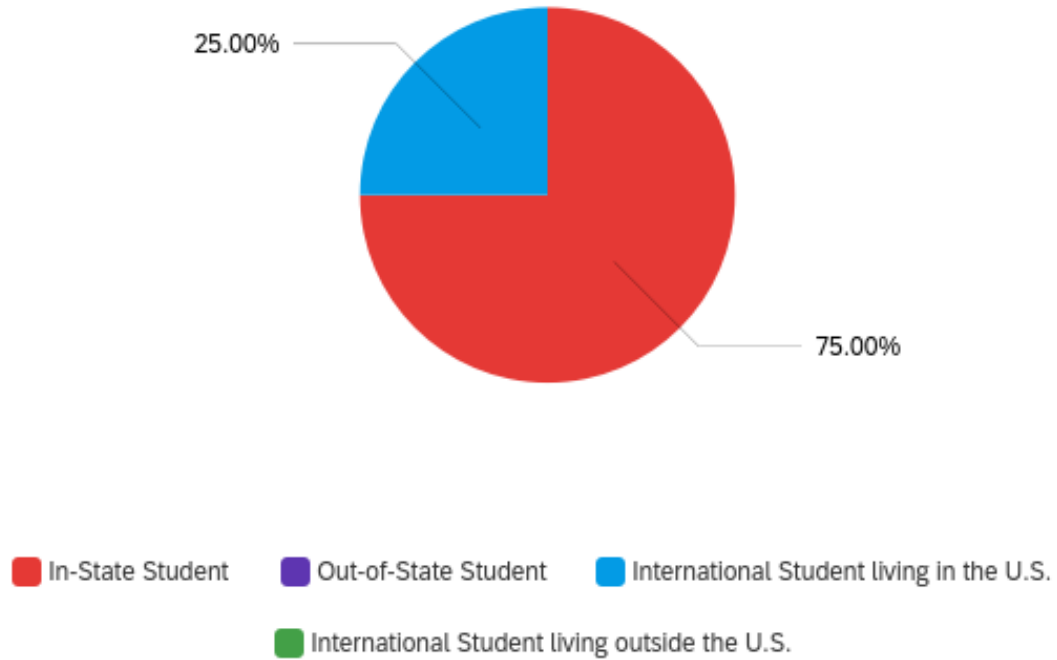
Answer	Response Percent	Response Count
Part-time	75.00%	3
Full-time	25.00%	1
Total	100%	4

What percentage of your classes did you take online and what percentage would you have preferred?

Field	Average Percentage	Count
My courses were online:	46.25%	4
I would have preferred online:	45.00%	4

This question asked respondents to mark the percentage of courses taken online and the percentage they would prefer to take online using a slider that went from 0% - 100%.

Are you an in-state, out-of-state, or international student (living inside or outside the U.S.)?



Answer	Response Percent	Response Count
In-State Student	75.00%	3
Out-of-State Student	0.00%	0
International Student living in the U.S.	25.00%	1
Total	100%	4

Please assess on a scale of 1 to 5 (1 being low, 5 being high) the degree to which you have mastered each of the skills below by the conclusion of the MBA program. I am able to:

Question	1	2	3	4	5	Total
Integrate theory, economics, and behavioral elements into the strategic goals of an organization	0.00% 0	0.00% 0	0.00% 0	25.00% 1	75.00% 3	100% 4
Demonstrate a high level use of tactical, operational, and strategic business tools in a local and global environment	0.00% 0	0.00% 0	0.00% 0	25.00% 1	75.00% 3	100% 4
Support the importance of the ethical and legal responsibility of business leadership	0.00% 0	0.00% 0	0.00% 0	25.00% 1	75.00% 3	100% 4
Select sound fiscal management practices in running a business	0.00% 0	0.00% 0	25.00% 1	25.00% 1	50.00% 2	100% 4
Create coherent forms of both narrative and persuasive types of communication, and present them orally and in written form to diverse professional audiences	0.00% 0	0.00% 0	0.00% 0	50.00% 2	50.00% 2	100% 4
Apply quantitative methods to the analysis of real-world business situations	0.00% 0	0.00% 0	25.00% 1	50.00% 2	25.00% 1	100% 4