

Framingham State University

Graduate Student Exit Survey Report 2019-20

Master of Public Administration

Target Population: 18

Total Respondents: 7

Response Rate: 38.89%

Office of Institutional Assessment

Mark Nicholas, Ph.D.

Brittany Brown, M.Ed., Staff Assistant

August 2020

Table of Contents

How many years did it take you to finish this degree?.....	3
Majors of Graduate Respondents.....	3
How did you first hear about FSU graduate programs?	3
If you selected "Other Websites" above, please specify which websites in the space provided:.....	4
Why did you choose to attend FSU for your graduate program? Please rank your top 5 reasons.	4
Did you apply to any other universities for graduate school?.....	5
What was your rating of FSU at the time you applied for admission?	5
Please indicate the level of challenge presented by each item below based on your experience while pursuing your graduate degree:	6
How did you finance your graduate education?.....	8
How applicable were the program requirements to your current/or future workplace?	9
After completing your graduate program, how would you classify your level of preparation?	9
Please indicate your level of satisfaction with FSU Graduate Services in the following areas:.....	10
Please rate your level of satisfaction with the following aspects of your graduate education experiences related to your degree:	11
Please rate your level of agreement with the following statements:	13
Did you receive your undergraduate degree from FSU?	14
Would you select FSU if you were to begin graduate school all over again?	14
Would you recommend FSU to other potential students?.....	15
Did you complete this degree as a part-time or full-time student?	15
What percentage of your classes did you take online and what percentage would you have preferred? 15	
Are you an in-state, out-of-state, or international student (living inside or outside the U.S.)?.....	15
During the Spring 2020 semester were you enrolled in face-to-face courses that moved to remote instruction?	16
Rate your experience with the following technological issues during remote learning:	16
Rate your experience with the following learning/educational issues during remote learning:	17
Given your experience with remote instruction during the past semester, please rate your agreement with the following statements:.....	17

How many years did it take you to finish this degree?

Answer	Response Percent	Response Count
Less than 2 years	28.57%	2
2 - 4 years	57.14%	4
4- 6 years	14.29%	1
6 - 8 years	0.00%	0
More than 8 years	0.00%	0
Total	100%	7

Majors of Graduate Respondents

Answer	Response Percent	Response Count
Master of Public Administration	100.00%	7
Total	100%	7

How did you first hear about FSU graduate programs?

Answer	Response Percent	Percent of Cases*	Response Count
From an Employer	22.22%	28.57%	2
Word of Mouth from FSU Alumni	22.22%	28.57%	2
FSU Website	22.22%	28.57%	2
Other Websites	11.11%	14.29%	1
Other (please specify)	11.11%	14.29%	1
From a Co-worker	11.11%	14.29%	1
Word of Mouth from current FSU Student	0.00%	0.00%	0
From an Undergraduate Faculty Member	0.00%	0.00%	0
Radio	0.00%	0.00%	0
Brochure	0.00%	0.00%	0
I am a FSU Alumni	0.00%	0.00%	0
Graduate Fair/Career Fair	0.00%	0.00%	0
Newspaper	0.00%	0.00%	0
Total	100%		7

Other (please specify)

[Redacted], started with the Masters in Human Services Admin program

*Percent of Cases (Number of times the factor was selected divided by the sample size)

If you selected "Other Websites" above, please specify which websites in the space provided:

Google, looked specifically for MPA programs.

Why did you choose to attend FSU for your graduate program? Please rank your top 5 reasons.

In the table below respondents were asked to rank the top five most significant reasons why they chose to attend FSU for their graduate program. Respondents indicated the most significant reasons were (1) program/degree options and ability to complete degree/program/coursework online and/or hybrid, (2) cost and location, and (3) convenient course times.

Answer	Response Percent	Percent of Cases*	Response Count
Program/Degree Options (1 st)	17.14%	85.71%	6
Ability to complete degree/program/ coursework online and/or hybrid (1 st)	17.14%	85.71%	6
Cost (2 nd)	14.29%	71.43%	5
Location (2 nd)	14.29%	71.43%	5
Convenient Course Times (3 rd)	11.43%	57.14%	4
Academic Reputation	8.57%	42.86%	3
Through Recommendations	5.71%	28.57%	2
Other (please specify)	5.71%	28.57%	2
The Faculty	2.86%	14.29%	1
Unique Program Offered at FSU	2.86%	14.29%	1
Size of Academic Program	0.00%	0.00%	0
Research Facilities	0.00%	0.00%	0
The Administrative Staff	0.00%	0.00%	0
Number of Graduate Students	0.00%	0.00%	0
Total	100%		7

Other (please specify)
Employer tuition benefit for state school
Already started program promoted by my employer

*Percent of Cases (Number of times the factor was selected divided by the sample size)

Did you apply to any other universities for graduate school?

Answer	Response Percent	Response Count
Yes	14.29%	1
No	85.71%	6
Total	100%	7

What was your rating of FSU at the time you applied for admission?

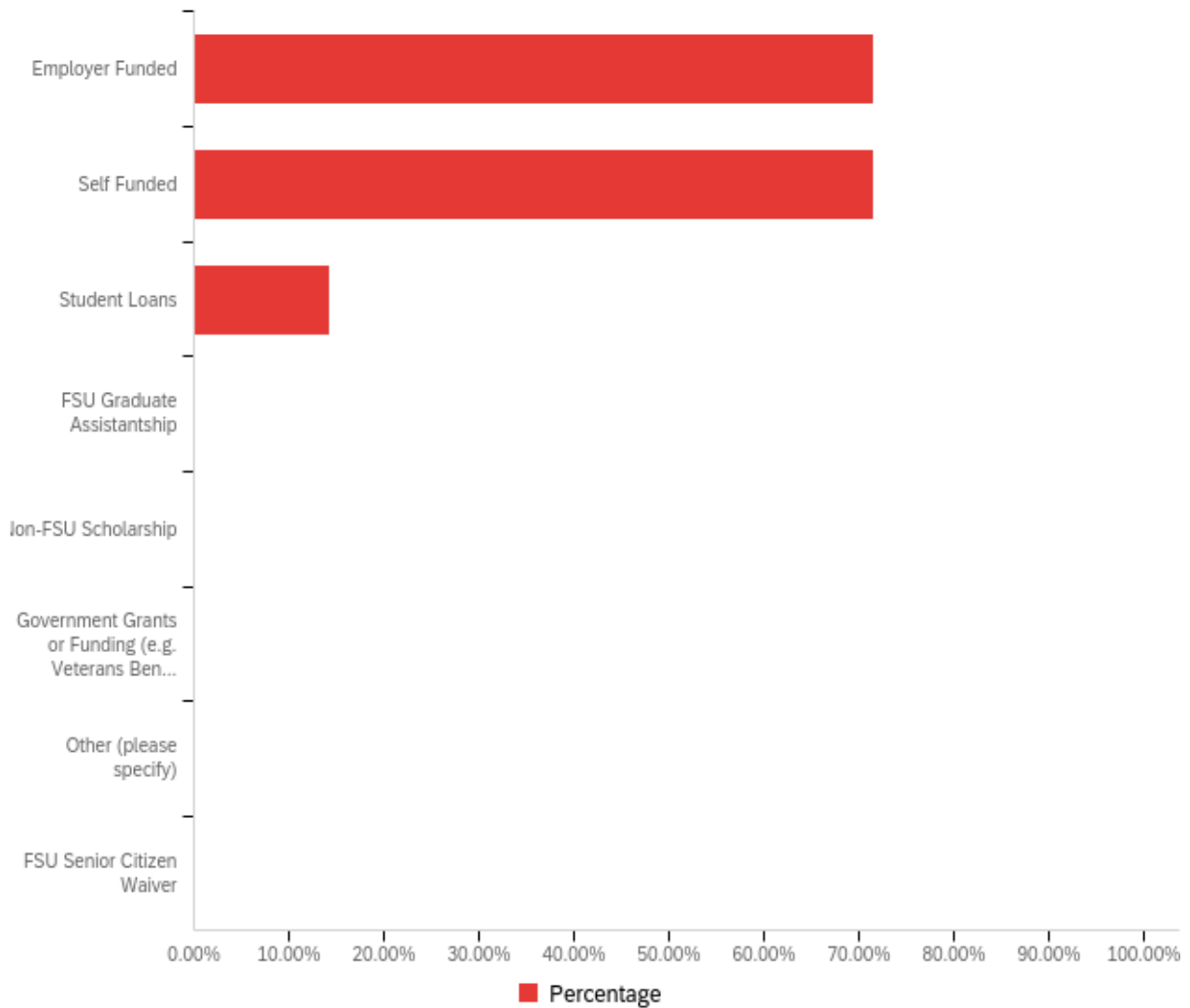
Answer	Response Percent	Response Count
1st Choice	85.71%	6
2nd Choice	14.29%	1
3rd Choice	0.00%	0
FSU was not one of my top three choices	0.00%	0
Total	100%	7

Please indicate the level of challenge presented by each item below based on your experience while pursuing your graduate degree:

Question	Extremely Challenging	Challenging	Neutral	Not Challenging	Extremely Unchallenging	Total
Work or Financial Obligations	14.29% 1	71.43% 5	14.29% 1	0.00% 0	0.00% 0	100% 7
	85.72% 6			0.00% 0		
Family Obligations	0.00% 0	28.57% 2	28.57% 2	42.86% 3	0.00% 0	100% 7
	28.57% 2			42.86% 3		
Location/Transportation	0.00% 0	71.43% 5	0.00% 0	28.57% 2	0.00% 0	100% 7
	71.43% 5			28.57% 2		
Immigration Regulations	0.00% 0	0.00% 0	33.33% 1	0.00% 0	66.67% 2	100% 3
	0.00% 0			66.67% 2		
Program Requirements or Structure	14.29% 1	42.86% 3	28.57% 2	0.00% 0	14.29% 1	100% 7
	57.15% 4			14.29% 1		
Course Availability	0.00% 0	28.57% 2	0.00% 0	71.43% 5	0.00% 0	100% 7
	28.57% 2			71.43% 5		
Communication with Faculty	0.00% 0	14.29% 1	14.29% 1	57.14% 4	14.29% 1	100% 7
	14.29% 1			71.43% 5		
Communication with Graduate Office Staff	0.00% 0	0.00% 0	0.00% 0	100.00% 6	0.00% 0	100% 6
	0.00% 0			100.00% 6		
Communication with Graduate Advisor	0.00% 0	16.67% 1	16.67% 1	50.00% 3	16.67% 1	100% 6
	16.67% 1			66.67% 4		
Communication with Students Services Staff	0.00% 0	0.00% 0	25.00% 1	50.00% 2	25.00% 1	100% 4
	0.00% 0			75.00% 3		

Communication with Graduate Admissions Office Staff	0.00% 0	0.00% 0	0.00% 0	71.43% 5	28.57% 2	100% 7
	0.00% 0			100.00% 7		
Communication with Graduate Registrar Office Staff	0.00% 0	0.00% 0	20.00% 1	60.00% 3	20.00% 1	100% 5
	0.00% 0			80.00% 4		
Course Requirements and Coursework	14.29% 1	57.14% 4	14.29% 1	14.29% 1	0.00% 0	100% 7
	71.45% 5			14.29% 1		
Portfolio Requirement	0.00% 0	0.00% 0	60.00% 3	40.00% 2	0.00% 0	100% 5
	0.00% 0			40.00% 2		
Practicum Requirement	20.00% 1	0.00% 0	60.00% 3	20.00% 1	0.00% 0	100% 5
	20.00% 1			20.00% 1		
Comprehensive Exam	0.00% 0	33.33% 1	33.33% 1	0.00% 0	33.33% 1	100% 3
	33.33% 1			33.33% 1		

How did you finance your graduate education?



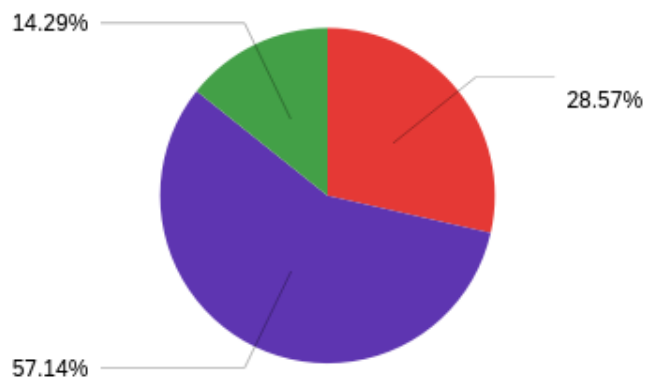
Answer	Response Percent	Percent of Cases*	Response Count
Employer Funded	45.45%	71.43%	5
Self-Funded	45.45%	71.43%	5
Student Loans	9.09%	14.29%	1
FSU Graduate Assistantship	0.00%	0.00%	0
Non-FSU Scholarship	0.00%	0.00%	0
Government Grants or Funding (e.g. Veterans Benefits or GI bill)	0.00%	0.00%	0
Other (please specify)	0.00%	0.00%	0
FSU Senior Citizen Waiver	0.00%	0.00%	0
Total	100%		7

*Percent of Cases (Number of times the factor was selected divided by the sample size)

How applicable were the program requirements to your current/or future workplace?

Answer	Response Percent	Response Count
A Great Deal	42.86%	3
Quite a Lot	28.57%	2
Some	28.57%	2
A Little	0.00%	0
None	0.00%	0
Total	100%	7

After completing your graduate program, how would you classify your level of preparation?



- Excellent preparation
- Good preparation
- Adequate preparation
- Inadequate preparation
- Not sure how FSU prepared me

Answer	Response Percent	Response Count
Excellent preparation	28.57%	2
Good preparation	57.14%	4
Adequate preparation	0.00%	0
Inadequate preparation	14.29%	1
Not sure how FSU prepared me	0.00%	0
Total	100%	7

Please indicate your level of satisfaction with FSU Graduate Services in the following areas:

Question	Very Satisfied	Satisfied	Neutral	Dissatisfied	Very Dissatisfied	Total
GRADUATE STUDIES OFFICE	14.29% 1	71.43% 5	14.29% 1	0.00% 0	0.00% 0	100% 7
	85.71% 6			0.00% 0		
GRADUATE ADMISSIONS OFFICE	57.14% 4	28.57% 2	14.29% 1	0.00% 0	0.00% 0	100% 7
	85.71% 6			0.00% 0		
REGISTRAR'S OFFICE	14.29% 1	57.14% 4	28.57% 2	0.00% 0	0.00% 0	100% 7
	71.43% 5			0.00% 0		
FINANCIAL AID & SCHOLARSHIPS	14.29% 1	14.29% 1	71.43% 5	0.00% 0	0.00% 0	100% 7
	28.57% 2			0.00% 0		

Please rate your level of satisfaction with the following aspects of your graduate education experiences related to your degree:

Question	Very Satisfied	Satisfied	Neutral	Dissatisfied	Very Dissatisfied	Total
Diversity of students with whom you took courses	57.14% 4	42.86% 3	0.00% 0	0.00% 0	0.00% 0	100% 7
	100.00% 7			0.00% 0		
Academic quality of students with whom you took courses	42.86% 3	42.86% 3	0.00% 0	14.29% 1	0.00% 0	100% 7
	85.72% 6			14.29% 1		
Quality of instruction in your courses	57.14% 4	14.29% 1	14.29% 1	14.29% 1	0.00% 0	100% 7
	71.43% 5			14.29% 1		
Faculty expertise	57.14% 4	14.29% 1	28.57% 2	0.00% 0	0.00% 0	100% 7
	71.43% 5			0.00% 0		
Feedback you received in courses from faculty	42.86% 3	42.86% 3	0.00% 0	14.29% 1	0.00% 0	100% 7
	85.72% 6			14.29% 1		
Accessibility of instructors	57.14% 4	14.29% 1	28.57% 2	0.00% 0	0.00% 0	100% 7
	71.43% 5			0.00% 0		
Finding and working with your graduate program coordinator	16.67% 1	16.67% 1	33.33% 2	33.33% 2	0.00% 0	100% 6
	33.33% 2			33.33% 2		
Quality of graduate advising from major professor or graduate advisor	0.00% 0	42.86% 3	28.57% 2	28.57% 2	0.00% 0	100% 7
	42.86% 3			28.57% 2		
Degree plan flexibility and elective choices	28.57% 2	57.14% 4	14.29% 1	0.00% 0	0.00% 0	100% 7
	85.72% 6			0.00% 0		
Program coverage of relevant content	14.29% 1	71.43% 5	14.29% 1	0.00% 0	0.00% 0	100% 7
	85.72% 6			0.00% 0		

Sequencing of content across program courses	14.29% 1	57.14% 4	28.57% 2	0.00% 0	0.00% 0	100% 7
	71.43% 5			0.00% 0		
Assistance with external certification process	0.00% 0	0.00% 0	100.00% 2	0.00% 0	0.00% 0	100% 2
	0.00% 0			0.00% 0		
Availability of field experience(s)/practicum(s)/internship(s)	0.00% 0	50.00% 1	50.00% 1	0.00% 0	0.00% 0	100% 2
	50.00% 1			0.00% 0		
Quality of your field experience(s)/practicum(s)/internship(s)	0.00% 0	0.00% 0	100.00% 2	0.00% 0	0.00% 0	100% 2
	0.00% 0			0.00% 0		
Timing of your field experience(s)/practicum(s)/internship(s)	0.00% 0	0.00% 0	100.00% 2	0.00% 0	0.00% 0	100% 2
	0.00% 0			0.00% 0		
Length of graduate program	28.57% 2	71.43% 5	0.00% 0	0.00% 0	0.00% 0	100% 7
	100.00% 7			0.00% 0		
Support in planning and completing thesis, projects in lieu, or portfolio, or comprehensive exam	0.00% 0	25.00% 1	75.00% 3	0.00% 0	0.00% 0	100% 4
	25.00% 1			0.00% 0		
Assistance with finding employment	0.00% 0	0.00% 0	100.00% 2	0.00% 0	0.00% 0	100% 2
	0.00% 0			0.00% 0		

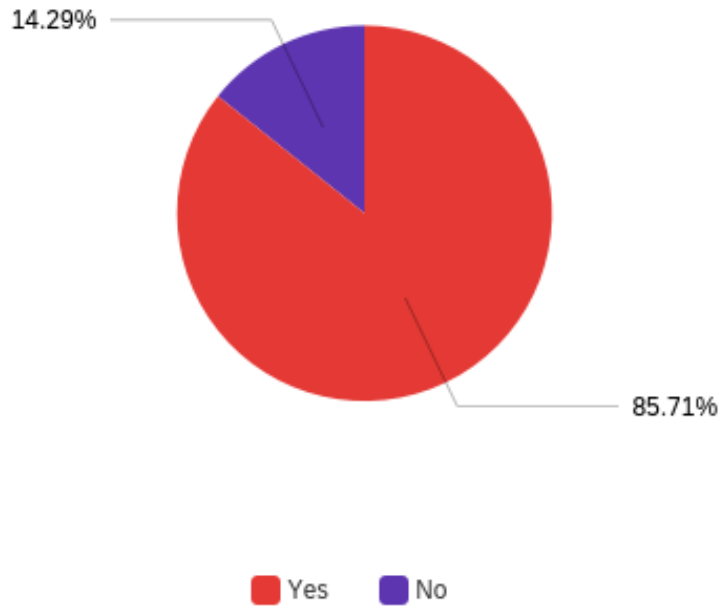
Please rate your level of agreement with the following statements:

Question	Strongly Agree	Agree	Neutral	Disagree	Strongly Disagree	Total
My graduate degree from FSU has brought me closer to achieving my goals	42.86% 3	42.86% 3	14.29% 1	0.00% 0	0.00% 0	100% 7
	85.71% 6			0.00% 0		
My graduate experience at FSU was rewarding	28.57% 2	57.14% 4	14.29% 1	0.00% 0	0.00% 0	100% 7
	85.71% 6			0.00% 0		
My graduate coursework at FSU was challenging	28.57% 2	57.14% 4	0.00% 0	14.29% 1	0.00% 0	100% 7
	85.71% 6			14.29% 1		
My graduate degree from FSU is marketable	28.57% 2	42.86% 3	28.57% 2	0.00% 0	0.00% 0	100% 7
	71.43% 5			0.00% 0		

Did you receive your undergraduate degree from FSU?

Answer	Response Percent	Response Count
Yes	0.00%	0
No	100.00%	7
Total	100%	7

Would you select FSU if you were to begin graduate school all over again?



Answer	Response Percent	Response Count
Yes	85.71%	6
No	14.29%	1
Total	100%	7

Would you recommend FSU to other potential students?

Answer	Response Percent	Response Count
Yes	100.00%	7
No	0.00%	0
Total	100%	7

Did you complete this degree as a part-time or full-time student?

Answer	Response Percent	Response Count
Part-time	100.00%	7
Full-time	0.00%	0
Total	100%	7

What percentage of your classes did you take online and what percentage would you have preferred?

Field	Average Percentage	Count
My courses were online:	44.71%	7
I would have preferred online:	47.29%	7

This question asked respondents to mark the percentage of courses taken online and the percentage they would prefer to take online using a slider that went from 0% - 100%.

Are you an in-state, out-of-state, or international student (living inside or outside the U.S.)?

Answer	Response Percent	Response Count
In-State Student	100.00%	7
Out-of-State Student	0.00%	0
International Student living in the U.S.	0.00%	0
Total	100%	7

During the Spring 2020 semester were you enrolled in face-to-face courses that moved to remote instruction?

Answer	Response Percent	Response Count
Yes	100.00%	7
No	0.00%	0
Total	100%	7

Rate your experience with the following technological issues during remote learning:

Question	Not Problematic	Somewhat Problematic	Problematic	Total
Access to reliable communication software/tools (e.g., Zoom, Skype, Google)	42.86% 3	57.14% 4	0.00% 0	100% 7
Access to reliable internet/service	71.43% 5	14.29% 1	14.29% 1	100% 7
Access to reliable digital devices (e.g., laptop, mobile device)	85.71% 6	0.00% 0	14.29% 1	100% 7
Access to specialized software (e.g., Adobe products, statistical packages)	85.71% 6	0.00% 0	14.29% 1	100% 7
Access to library resources	85.71% 6	14.29% 1	0.00% 0	100% 7

Rate your experience with the following learning/educational issues during remote learning:

Question	Not Problematic	Somewhat Problematic	Problematic	Total
Finding time to participate in synchronous courses (e.g., live-streaming lectures or video conferencing at a set time)	71.43% 5	28.57% 2	0.00% 0	100% 7
Unclear expectations around course/assignment requirements	42.86% 3	42.86% 3	14.29% 1	100% 7
Course lessons or activities that did not translate well to a remote environment	28.57% 2	71.43% 5	0.00% 0	100% 7
Competing work/personal schedules and class meetings	71.43% 5	28.57% 2	0.00% 0	100% 7
Difficulty focusing or paying attention to remote instruction or activities	42.86% 3	42.86% 3	14.29% 1	100% 7
Instructor availability/responsiveness	85.71% 6	0.00% 0	14.29% 1	100% 7
Personal motivation/desire to complete coursework	28.57% 2	57.14% 4	14.29% 1	100% 7

Given your experience with remote instruction during the past semester, please rate your agreement with the following statements:

Question	Strongly Agree	Agree	Neutral	Disagree	Strongly Disagree	Total
I would have preferred more courses were offered online vs on campus	0.00% 0	28.57% 2	0.00% 0	57.14% 4	14.29% 1	100% 7
I would have preferred more courses were offered on campus vs online	14.29% 1	42.86% 3	14.29% 1	28.57% 2	0.00% 0	100% 7
I would be more likely to enroll in a hybrid course than I was earlier	28.57% 2	28.57% 2	42.86% 3	0.00% 0	0.00% 0	100% 7
I would be less likely to enroll in a hybrid course than I was earlier	0.00% 0	0.00% 0	14.29% 1	57.14% 4	28.57% 2	100% 7