

# **Framingham State University**

## **Academic Advising Survey Report 2019-20**

**(Appendix H)**

### **Political Science**

**Total Respondents: 10**

### **Office of Institutional Assessment**

Mark Nicholas, Ph.D.

Brittany Brown, M.Ed., Staff Assistant

Jena Shepard, B.S., Administrative Assistant

June 2020

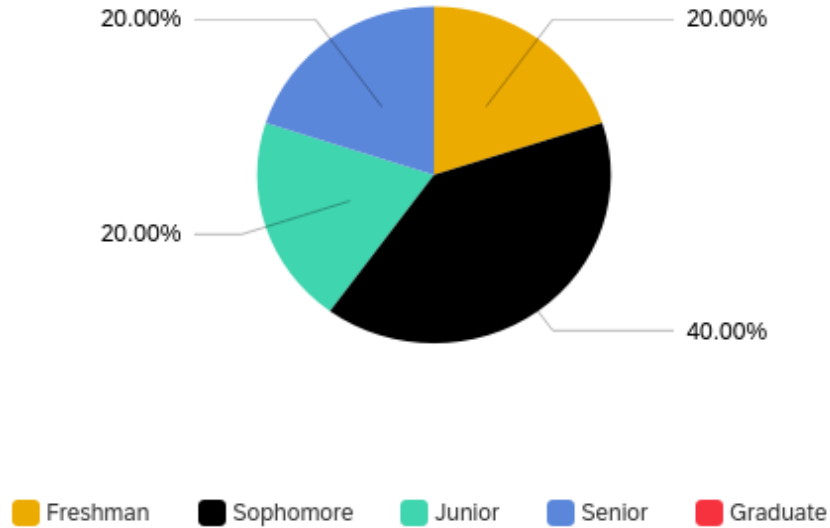
## Table Contents

Class of Respondents .....	3
Major of Undergraduate Respondents .....	3
Question 3: How many advising sessions, including telephone and e-mail contacts, have you had with your advisor during this academic year? .....	4
Question 4: How much time did you spend in those sessions on average?.....	5
Question 5 (a): Have you been able to visit your advisor when you need to?.....	6
Question 5 (b): Have you been able to spend as much time with your advisor as needed? .....	7
Question 6: Please describe your experience with your present advisor. ....	8
Question 7: Did your advisor place final responsibility on you for decision making? .....	9
Question 8: How would you rate your overall advising experience with your present advisor?.....	10
Question 9: Rank the three most important purposes for utilizing your advisor.....	11

## Survey Response Report

The following is a detailed analysis of the survey response data.

### Class of Respondents

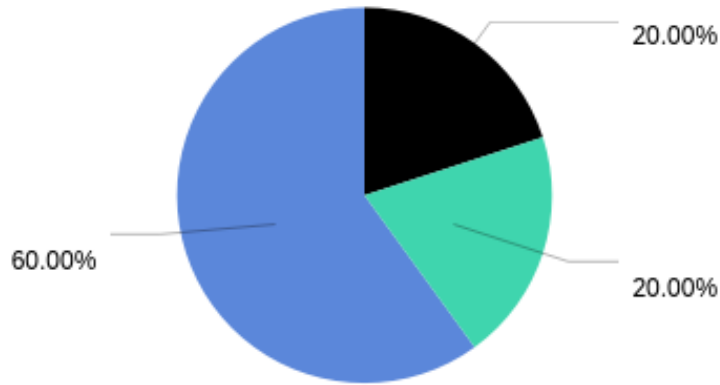


Answer	Response Percent	Response Count
Sophomore	40.00%	4
Freshman	20.00%	2
Junior	20.00%	2
Senior	20.00%	2
Graduate	0.00%	0
<b>Total</b>	<b>100%</b>	<b>10</b>

### Major of Undergraduate Respondents

Answer	Response Percent	Response Count
Political Science	100.00%	10
<b>Total</b>	<b>100%</b>	<b>10</b>

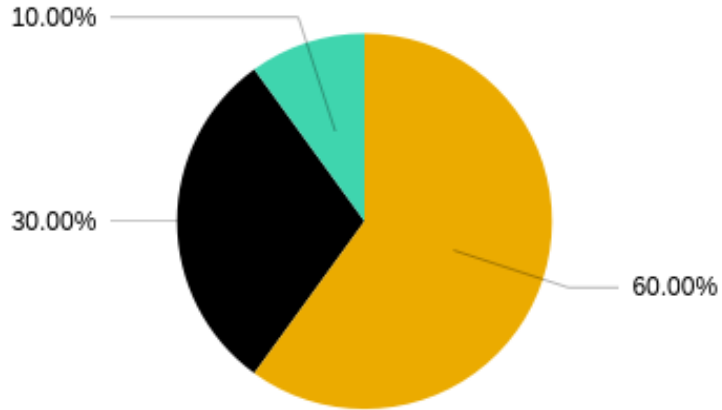
**Question 3: How many advising sessions, including telephone and e-mail contacts, have you had with your advisor during this academic year?**



■ None   
 ■ One   
 ■ Two   
 ■ Three to Five   
 ■ Six to Ten   
 ■ More than Ten

Answer	Response Percent	Response Count
Three to Five	60.00%	6
One	20.00%	2
Two	20.00%	2
None	0.00%	0
Six to Ten	0.00%	0
More than Ten	0.00%	0
<b>Total</b>	<b>100%</b>	<b>10</b>

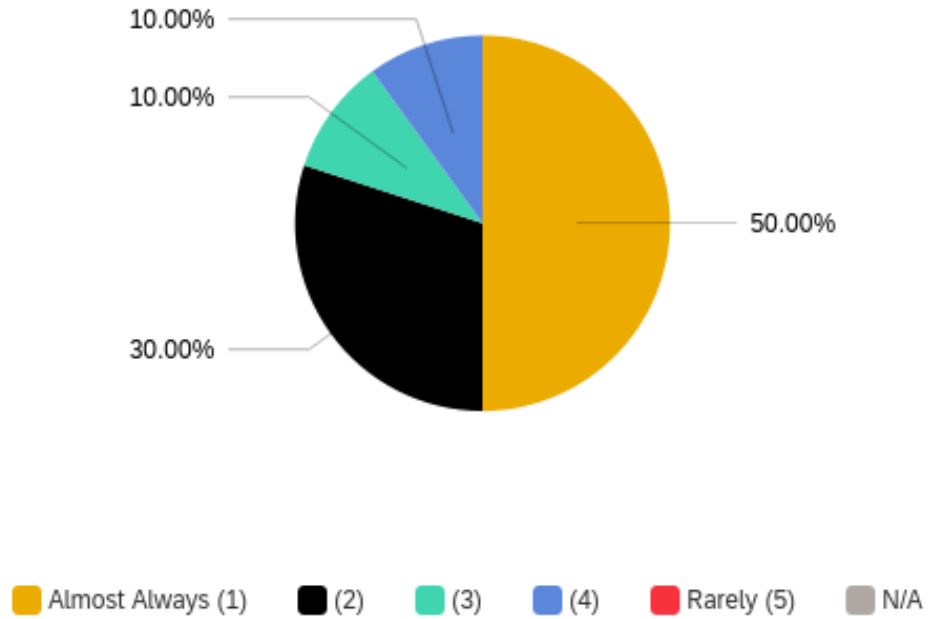
**Question 4: How much time did you spend in those sessions on average?**



■ Less than 15 minutes    
 ■ 15 to 30 minutes    
 ■ 31 minutes to 1 hour    
 ■ More than 1 hour

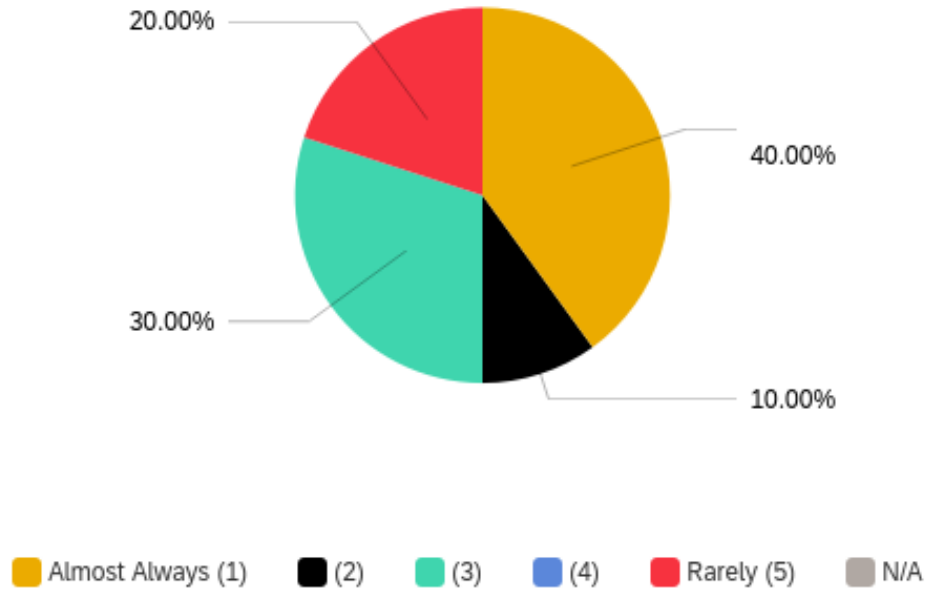
Answer	Response Percent	Response Count
Less than 15 minutes	60.00%	6
15 to 30 minutes	30.00%	3
31 minutes to 1 hour	10.00%	1
More than 1 hour	0.00%	0
<b>Total</b>	<b>100%</b>	<b>10</b>

**Question 5 (a): Have you been able to visit your advisor when you need to?**



Question	Almost Always (1)	(2)	(3)	(4)	Rarely (5)	N/A	Total
I have been able to visit my advisor when I needed to.	50.00% 5	30.00% 3	10.00% 1	10.00% 1	0.00% 0	0.00% 0	100% 10

**Question 5 (b): Have you been able to spend as much time with your advisor as needed?**



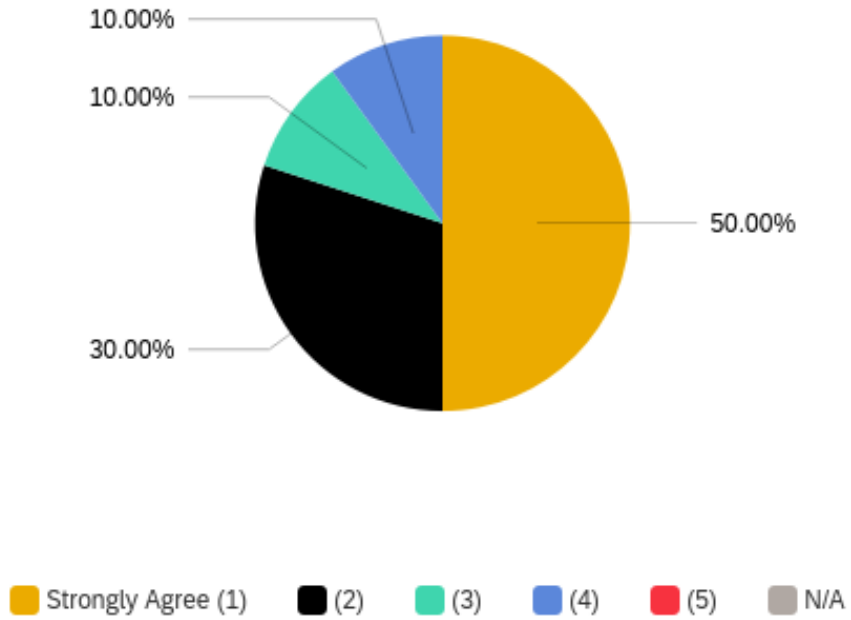
Question	Almost Always (1)	(2)	(3)	(4)	Rarely (5)	N/A	Total
I was able to spend as much time with my advisor as needed.	40.00% 4	10.00% 1	30.00% 3	0.00% 0	20.00% 2	0.00% 0	100% 10

**Question 6: Please describe your experience with your present advisor.**

<b>Question</b>	<b>Very Much (1)</b>	<b>(2)</b>	<b>(3)</b>	<b>(4)</b>	<b>Not at All (5)</b>	<b>N/A</b>	<b>Total</b>
Information from my advisor helped me select courses.	<b>30.00%</b> 3	<b>30.00%</b> 3	<b>10.00%</b> 1	<b>10.00%</b> 1	<b>20.00%</b> 2	<b>0.00%</b> 0	<b>100%</b> 10
My advisor's information about programs helped me clarify my college plans.	<b>10.00%</b> 1	<b>50.00%</b> 5	<b>10.00%</b> 1	<b>10.00%</b> 1	<b>10.00%</b> 1	<b>10.00%</b> 1	<b>100%</b> 10
My advisor's information about career opportunities helped me clarify my career goals.	<b>10.00%</b> 1	<b>20.00%</b> 2	<b>20.00%</b> 2	<b>20.00%</b> 2	<b>20.00%</b> 2	<b>10.00%</b> 1	<b>100%</b> 10
Information from my advisor clarified or simplified college requirements or procedures (e.g., degree requirements, drop/add, registration, etc.)	<b>30.00%</b> 3	<b>30.00%</b> 3	<b>0.00%</b> 0	<b>10.00%</b> 1	<b>30.00%</b> 3	<b>0.00%</b> 0	<b>100%</b> 10
I obtained helpful information from my advisor about resources and services on campus (e.g., student services, counseling, financial aid, etc.)	<b>40.00%</b> 4	<b>10.00%</b> 1	<b>10.00%</b> 1	<b>30.00%</b> 3	<b>10.00%</b> 1	<b>0.00%</b> 0	<b>100%</b> 10

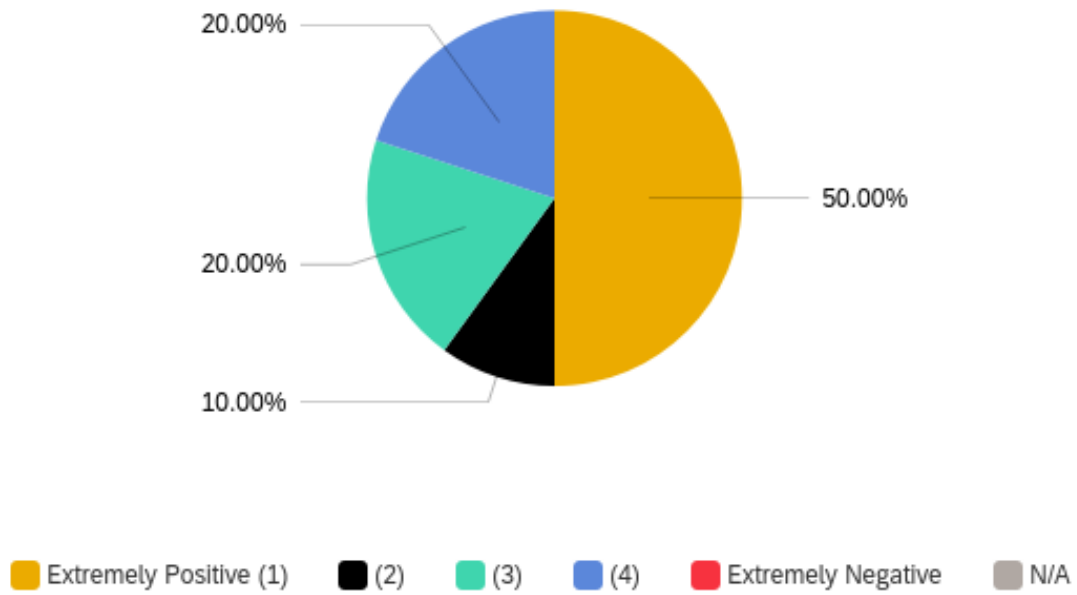


**Question 7: Did your advisor place final responsibility on you for decision making?**



Question	Strongly Agree (1)	(2)	(3)	(4)	Strongly Disagree (5)	N/A	Total
As appropriate, my advisor places final responsibility for making decisions on me.	50.00% 5	30.00% 3	10.00% 1	10.00% 1	0.00% 0	0.00% 0	100% 10

**Question 8: How would you rate your overall advising experience with your present advisor?**



Question	Extremely Positive (1)	(2)	(3)	(4)	Extremely Negative (5)	N/A	Total
How would you rate your overall advising experience with your present advisor?	50.00% 5	10.00% 1	20.00% 2	20.00% 2	0.00% 0	0.00% 0	100% 10

**Question 9: Rank the three most important purposes for utilizing your advisor.**

<b>Question</b>	<b>1</b>	<b>2</b>	<b>3</b>	<b>Total</b>
Information about your skills, abilities, potential, etc.	<b>28.57%</b> 2	<b>14.29%</b> 1	<b>57.14%</b> 4	<b>100%</b> 7
Information about college requirements and/or procedures	<b>16.67%</b> 1	<b>33.33%</b> 2	<b>50.00%</b> 3	<b>100%</b> 6
Career Planning	<b>16.67%</b> 1	<b>50.00%</b> 3	<b>33.33%</b> 2	<b>100%</b> 6
Selecting courses for your schedule	<b>60.00%</b> 3	<b>40.00%</b> 2	<b>0.00%</b> 0	<b>100%</b> 5
Personal concerns	<b>0.00%</b> 0	<b>50.00%</b> 1	<b>50.00%</b> 1	<b>100%</b> 2
Discussing your grades or academic performance	<b>50.00%</b> 1	<b>50.00%</b> 1	<b>0.00%</b> 0	<b>100%</b> 2
Discussing a course you are taking	<b>100.00%</b> 1	<b>0.00%</b> 0	<b>0.00%</b> 0	<b>100%</b> 1
Information about college services or resources	<b>100.00%</b> 1	<b>0.00%</b> 0	<b>0.00%</b> 0	<b>100%</b> 1
Choosing a major	<b>0.00%</b> 0	<b>0.00%</b> 0	<b>0.00%</b> 0	<b>100%</b> 0
Other	<b>0.00%</b> 0	<b>0.00%</b> 0	<b>0.00%</b> 0	<b>100%</b> 0
Getting a signature	<b>0.00%</b> 0	<b>0.00%</b> 0	<b>0.00%</b> 0	<b>100%</b> 0