

Framingham State University

Academic Advising Survey Report 2019-20

(Appendix H)

Sociology

Total Respondents: 8

Office of Institutional Assessment

Mark Nicholas, Ph.D.

Brittany Brown, M.Ed., Staff Assistant

Jena Shepard, B.S., Administrative Assistant

June 2020

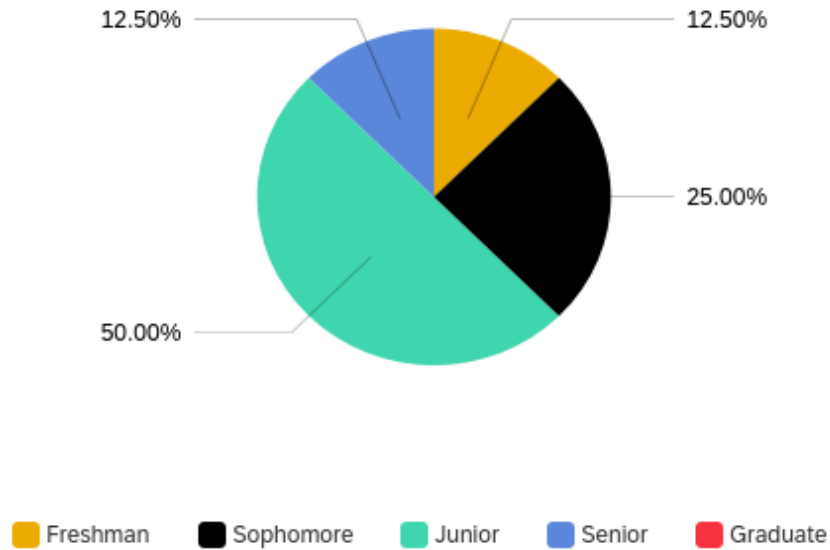
Table of Contents

Class of Respondents	3
Major of Undergraduate Respondents	3
Question 3: How many advising sessions, including telephone and e-mail contacts, have you had with your advisor during this academic year?	4
Question 4: How much time did you spend in those sessions on average?.....	5
Question 5 (a): Have you been able to visit your advisor when you need to?.....	6
Question 5 (b): Have you been able to spend as much time with your advisor as needed?	7
Question 6: Please describe your experience with your present advisor.	8
Question 7: Did your advisor place final responsibility on you for decision making?	9
Question 8: How would you rate your overall advising experience with your present advisor?.....	10
Question 9: Rank the three most important purposes for utilizing your advisor.....	11

Survey Response Report

The following is a detailed analysis of the survey response data.

Class of Respondents

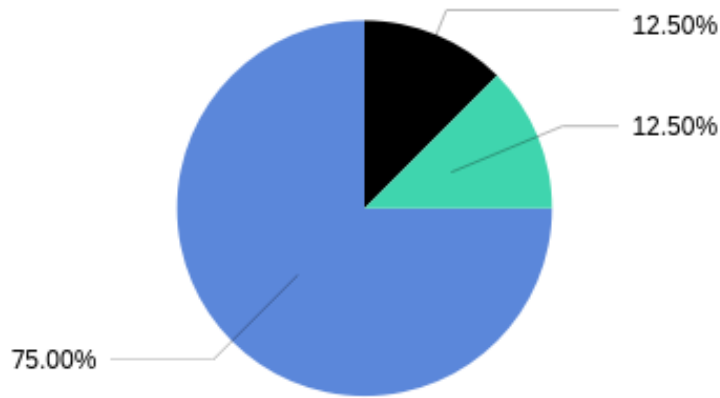


Answer	Response Percent	Response Count
Junior	50.00%	4
Sophomore	25.00%	2
Freshman	12.50%	1
Senior	12.50%	1
Graduate	0.00%	0
Total	100%	8

Major of Undergraduate Respondents

Answer	Response Percent	Response Count
Sociology	100.00%	8
Total	100%	8

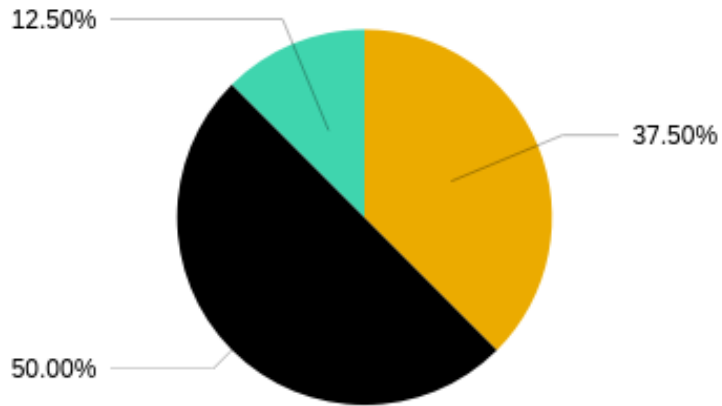
Question 3: How many advising sessions, including telephone and e-mail contacts, have you had with your advisor during this academic year?



■ None
 ■ One
 ■ Two
 ■ Three to Five
 ■ Six to Ten
 ■ More than Ten

Answer	Response Percent	Response Count
Three to Five	75.00%	6
One	12.50%	1
Two	12.50%	1
None	0.00%	0
Six to Ten	0.00%	0
More than Ten	0.00%	0
Total	100%	8

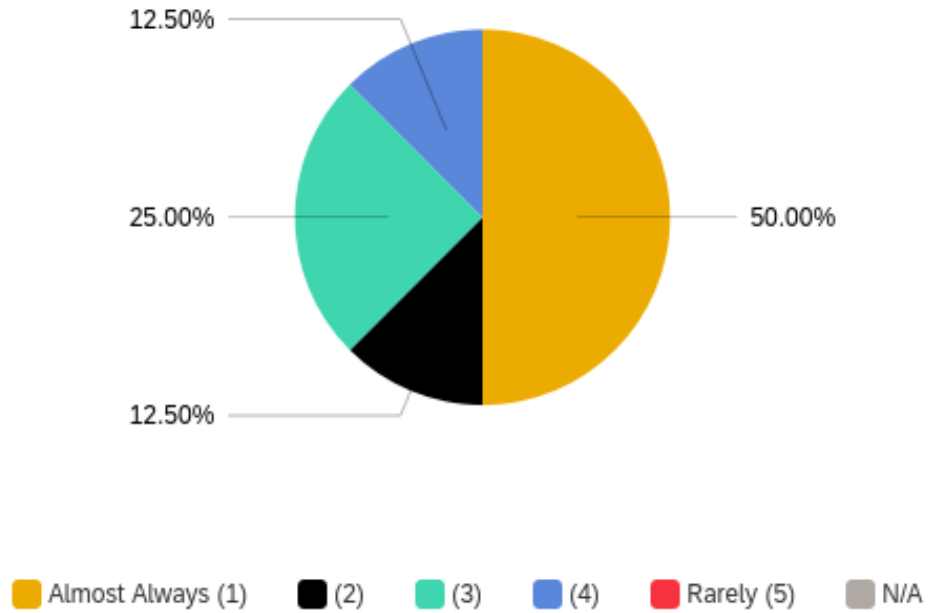
Question 4: How much time did you spend in those sessions on average?



■ Less than 15 minutes
 ■ 15 to 30 minutes
 ■ 31 minutes to 1 hour
 ■ More than 1 hour

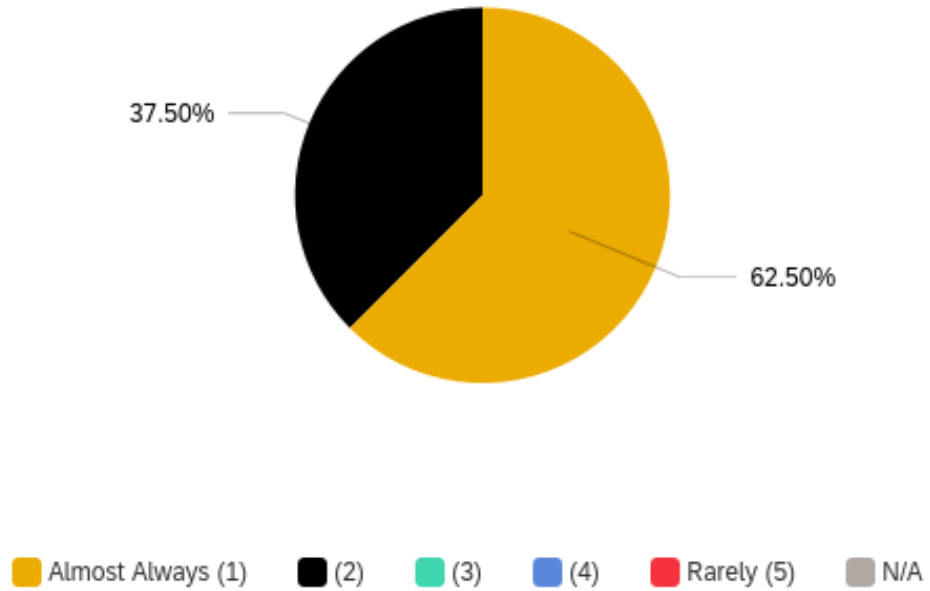
Answer	Response Percent	Response Count
15 to 30 minutes	50.00%	4
Less than 15 minutes	37.50%	3
31 minutes to 1 hour	12.50%	1
More than 1 hour	0.00%	0
Total	100%	8

Question 5 (a): Have you been able to visit your advisor when you need to?



Question	Almost Always (1)	(2)	(3)	(4)	Rarely (5)	N/A	Total
I have been able to visit my advisor when I needed to.	50.00% 4	12.50% 1	25.00% 2	12.50% 1	0.00% 0	0.00% 0	100% 8

Question 5 (b): Have you been able to spend as much time with your advisor as needed?

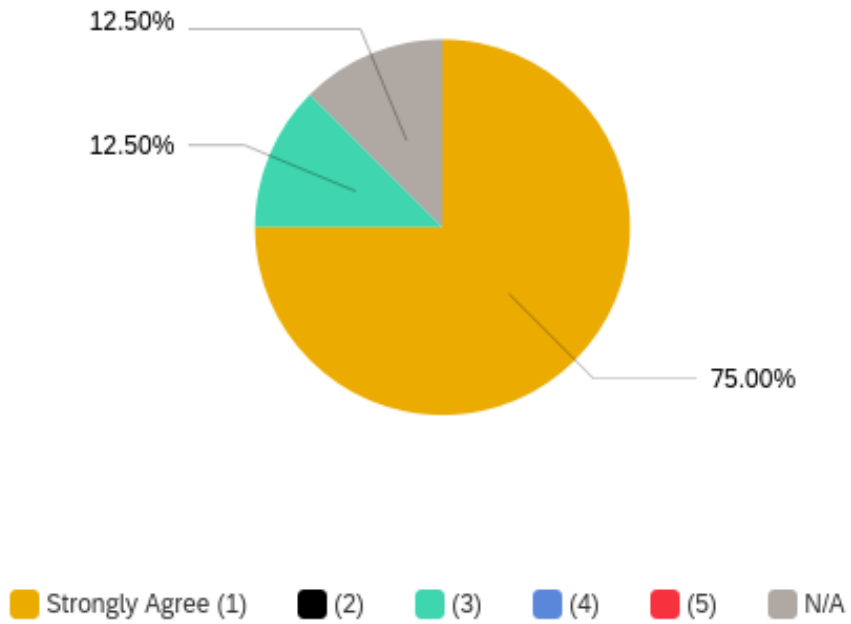


Question	Almost Always (1)	(2)	(3)	(4)	Rarely (5)	N/A	Total
I was able to spend as much time with my advisor as needed.	62.50% 5	37.50% 3	0.00% 0	0.00% 0	0.00% 0	0.00% 0	100% 8

Question 6: Please describe your experience with your present advisor.

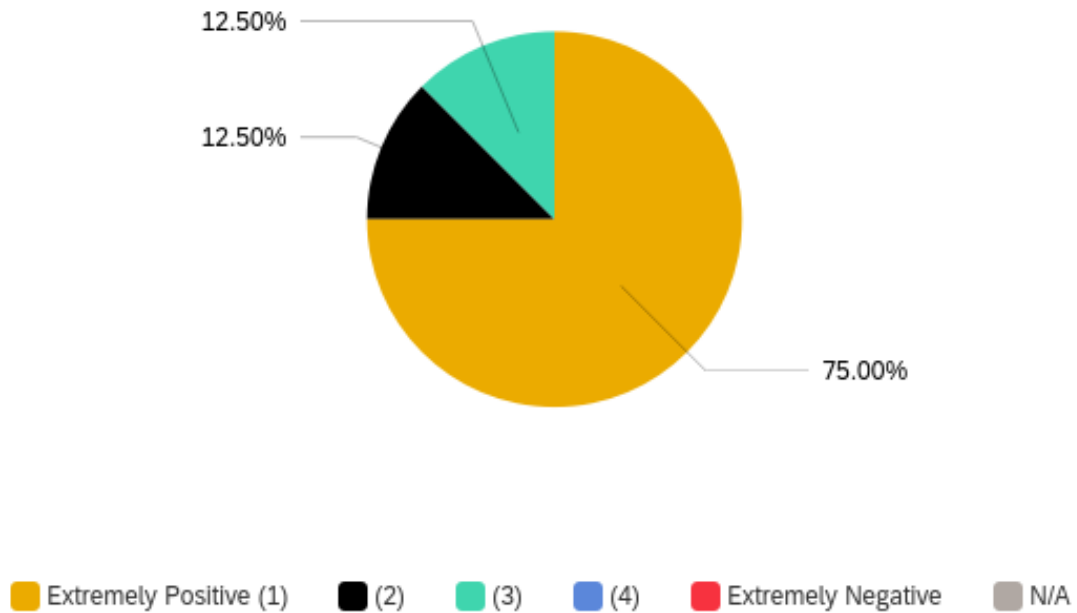
Question	Very Much (1)	(2)	(3)	(4)	Not at All (5)	N/A	Total
Information from my advisor helped me select courses.	37.50% 3	50.00% 4	12.50% 1	0.00% 0	0.00% 0	0.00% 0	100% 8
My advisor's information about programs helped me clarify my college plans.	50.00% 4	37.50% 3	12.50% 1	0.00% 0	0.00% 0	0.00% 0	100% 8
My advisor's information about career opportunities helped me clarify my career goals.	37.50% 3	37.50% 3	25.00% 2	0.00% 0	0.00% 0	0.00% 0	100% 8
Information from my advisor clarified or simplified college requirements or procedures (e.g., degree requirements, drop/add, registration, etc.)	62.50% 5	37.50% 3	0.00% 0	0.00% 0	0.00% 0	0.00% 0	100% 8
I obtained helpful information from my advisor about resources and services on campus (e.g., student services, counseling, financial aid, etc.)	62.50% 5	25.00% 2	12.50% 1	0.00% 0	0.00% 0	0.00% 0	100% 8

Question 7: Did your advisor place final responsibility on you for decision making?



Question	Strongly Agree (1)	(2)	(3)	(4)	Strongly Disagree (5)	N/A	Total
As appropriate, my advisor places final responsibility for making decisions on me.	75.00% 6	0.00% 0	12.50% 1	0.00% 0	0.00% 0	12.50% 1	100% 8

Question 8: How would you rate your overall advising experience with your present advisor?



Question	Extremely Positive (1)	(2)	(3)	(4)	Extremely Negative (5)	N/A	Total
How would you rate your overall advising experience with your present advisor?	75.00% 6	12.50% 1	12.50% 1	0.00% 0	0.00% 0	0.00% 0	100% 8

Question 9: Rank the three most important purposes for utilizing your advisor.

Question	1	2	3	Total
Selecting courses for your schedule	57.14% 4	14.29% 1	28.57% 2	100% 7
Career Planning	14.29% 1	57.14% 4	28.57% 2	100% 7
Information about college requirements and/or procedures	40.00% 2	20.00% 1	40.00% 2	100% 5
Personal concerns	0.00% 0	50.00% 1	50.00% 1	100% 2
Information about college services or resources	0.00% 0	0.00% 0	100.00% 1	100% 1
Discussing your grades or academic performance	0.00% 0	100.00% 1	0.00% 0	100% 1
Getting a signature	100.00% 1	0.00% 0	0.00% 0	100% 1
Discussing a course you are taking	0.00% 0	0.00% 0	0.00% 0	100% 0
Choosing a major	0.00% 0	0.00% 0	0.00% 0	100% 0
Information about your skills, abilities, potential, etc.	0.00% 0	0.00% 0	0.00% 0	100% 0
Other	0.00% 0	0.00% 0	0.00% 0	100% 0