

# Framingham State University



## Academic Advising Survey Report 2020-21

(Appendix H)

### Biology

Total Respondents: 38

### Office of Institutional Assessment

Mark Nicholas, Ph.D.

Brittany Brown, M.Ed., Staff Assistant

Jena Shepard, B.S., Administrative Assistant

June 2021

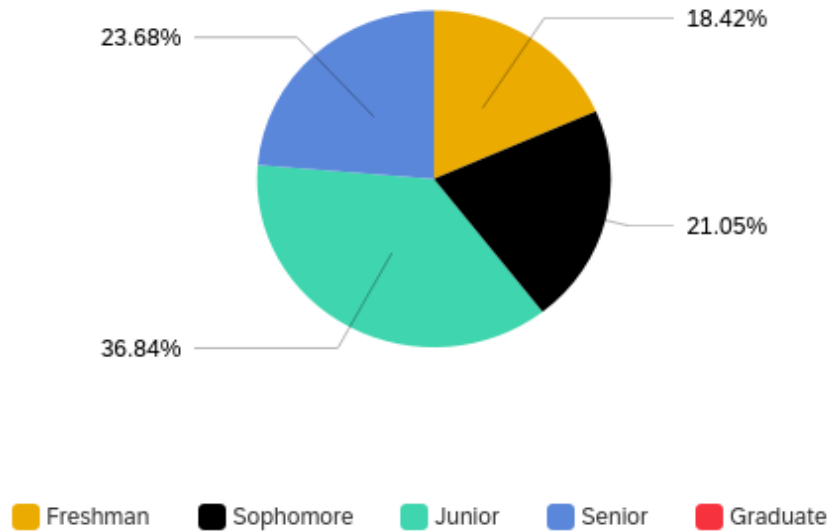
## Table Contents

Class of Respondents .....	3
Major of Undergraduate Respondents .....	3
Question 3: How many advising sessions, including telephone and e-mail contacts, have you had with your advisor during this academic year? .....	4
Question 4: How much time did you spend in those sessions on average?.....	5
Question 5 (a): Have you been able to visit your advisor when you need to?.....	6
Question 5 (b): Have you been able to spend as much time with your advisor as needed? .....	7
Question 6: Please describe your experience with your present advisor. ....	8
Question 7: Did your advisor place final responsibility on you for decision making? .....	9
Question 8: How would you rate your overall advising experience with your present advisor?.....	10
Question 9: Rank the three most important purposes for utilizing your advisor.....	11
Question 24: I am a transfer student:.....	12
Question 25: I identify as a first generation college student (first in my family to go to college): .....	13

## Survey Response Report

The following is a detailed analysis of the survey response data.

### Class of Respondents

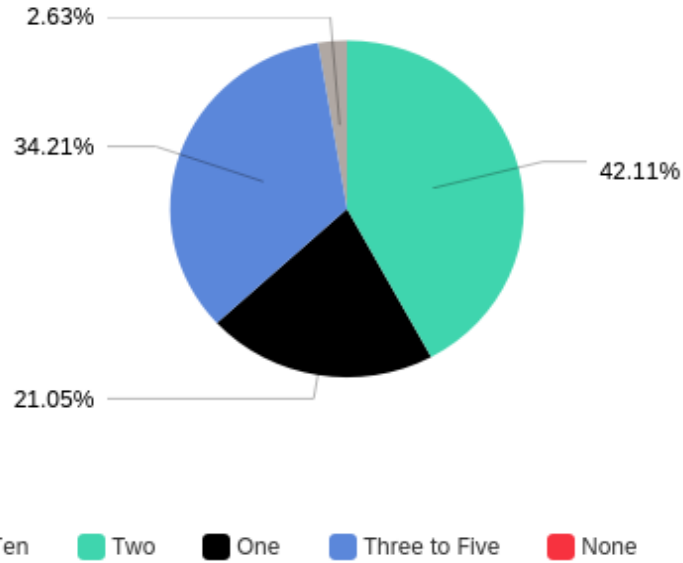


Answer	Response Percent	Response Count
Junior	36.84%	14
Senior	23.68%	9
Sophomore	21.05%	8
Freshman	18.42%	7
Graduate	0.00%	0
<b>Total</b>	<b>100%</b>	<b>38</b>

### Major of Undergraduate Respondents

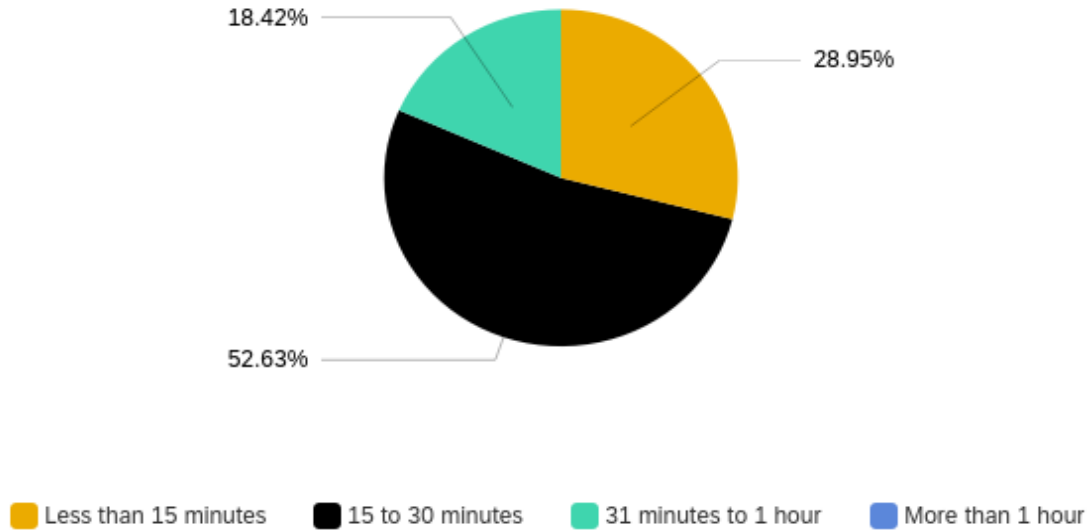
Answer	Response Percent	Response Count
Biology	100.00%	38
<b>Total</b>	<b>100%</b>	<b>38</b>

**Question 3: How many advising sessions, including telephone and e-mail contacts, have you had with your advisor during this academic year?**



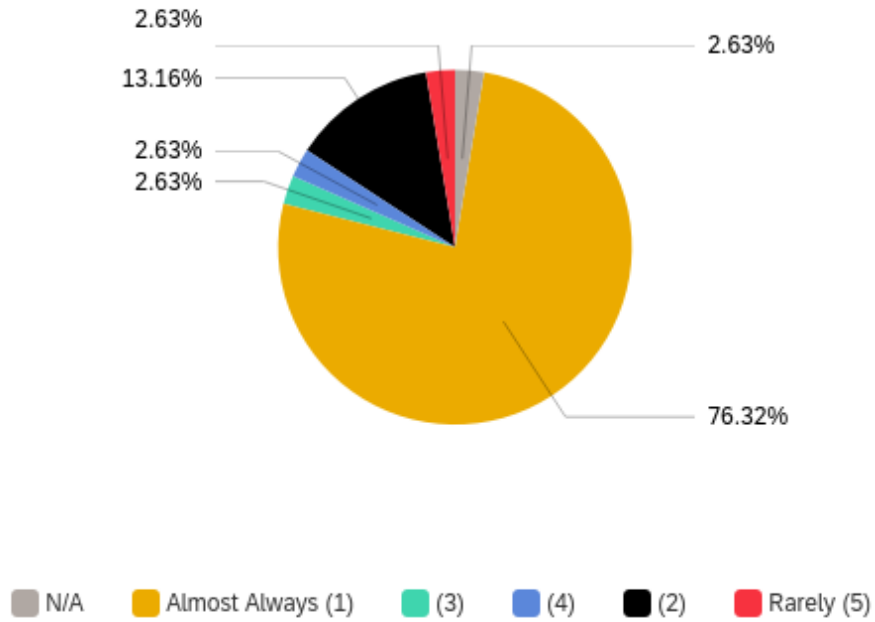
Answer	Response Percent	Response Count
Two	42.11%	16
Three to Five	34.21%	13
One	21.05%	8
Six to Ten	2.63%	1
None	0.00%	0
More than Ten	0.00%	0
<b>Total</b>	<b>100%</b>	<b>38</b>

**Question 4: How much time did you spend in those sessions on average?**



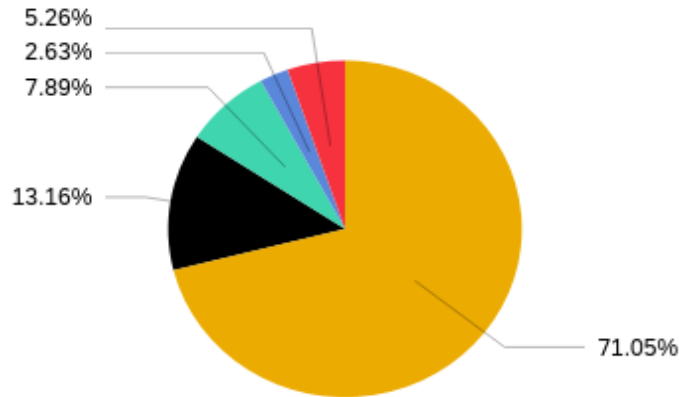
Answer	Response Percent	Response Count
15 to 30 minutes	52.63%	20
Less than 15 minutes	28.95%	11
31 minutes to 1 hour	18.42%	7
More than 1 hour	0.00%	0
<b>Total</b>	<b>100%</b>	<b>38</b>

**Question 5 (a): Have you been able to visit your advisor when you need to?**



Question	Almost Always (1)	(2)	(3)	(4)	Rarely (5)	N/A	Total
I have been able to visit my advisor when I needed to.	<b>76.32%</b> 29	<b>13.16%</b> 5	<b>2.63%</b> 1	<b>2.63%</b> 1	<b>2.63%</b> 1	<b>2.63%</b> 1	<b>100%</b> 38

**Question 5 (b): Have you been able to spend as much time with your advisor as needed?**



■ Almost Always (1)  
 ■ (2)  
 ■ (3)  
 ■ (4)  
 ■ Rarely (5)  
 ■ N/A

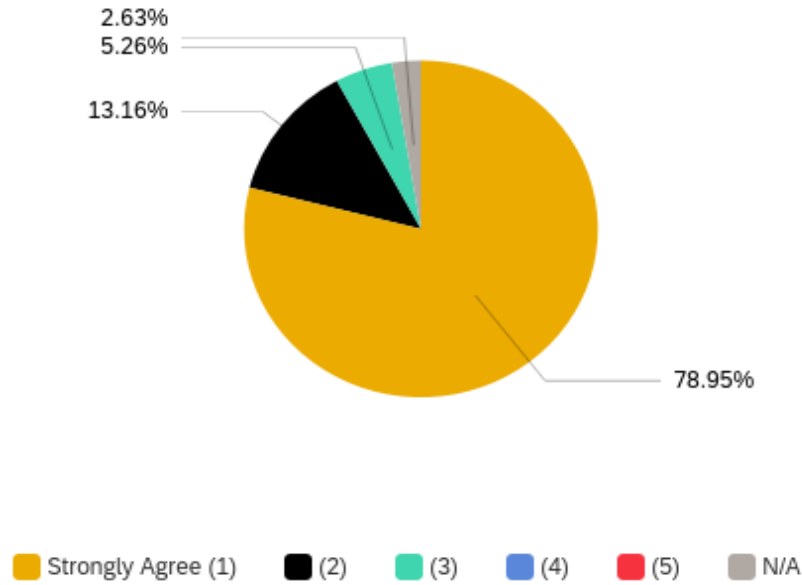
Question	Almost Always (1)	(2)	(3)	(4)	Rarely (5)	N/A	Total
I was able to spend as much time with my advisor as needed.	71.05% 27	13.16% 5	7.89% 3	2.63% 1	5.26% 2	0.00% 0	100% 38

**Question 6: Please describe your experience with your present advisor.**

<b>Question</b>	<b>Very Much (1)</b>	<b>(2)</b>	<b>(3)</b>	<b>(4)</b>	<b>Not at All (5)</b>	<b>N/A</b>	<b>Total</b>
Information from my advisor helped me select courses.	<b>73.68%</b> 28	<b>15.79%</b> 6	<b>5.26%</b> 2	<b>0.00%</b> 0	<b>5.26%</b> 2	<b>0.00%</b> 0	<b>100%</b> 38
My advisor's information about programs helped me clarify my college plans.	<b>63.16%</b> 24	<b>23.68%</b> 9	<b>7.89%</b> 3	<b>0.00%</b> 0	<b>5.26%</b> 2	<b>0.00%</b> 0	<b>100%</b> 38
My advisor's information about career opportunities helped me clarify my career goals.	<b>60.53%</b> 23	<b>13.16%</b> 5	<b>7.89%</b> 3	<b>7.89%</b> 3	<b>5.26%</b> 2	<b>5.26%</b> 2	<b>100%</b> 38
Information from my advisor clarified or simplified college requirements or procedures (e.g., degree requirements, drop/add, registration, etc.)	<b>76.32%</b> 29	<b>7.89%</b> 3	<b>5.26%</b> 2	<b>2.63%</b> 1	<b>5.26%</b> 2	<b>2.63%</b> 1	<b>100%</b> 38
I obtained helpful information from my advisor about resources and services on campus (e.g., student services, counseling, financial aid, etc.)	<b>63.16%</b> 24	<b>10.53%</b> 4	<b>10.53%</b> 4	<b>2.63%</b> 1	<b>5.26%</b> 2	<b>7.89%</b> 3	<b>100%</b> 38

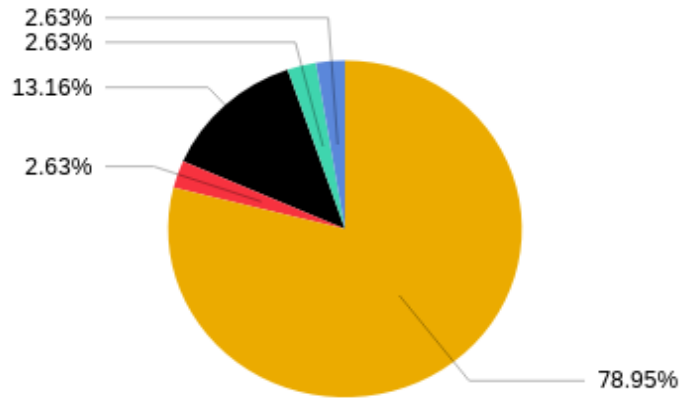


**Question 7: Did your advisor place final responsibility on you for decision making?**



Question	Strongly Agree (1)	(2)	(3)	(4)	Strongly Disagree (5)	N/A	Total
As appropriate, my advisor places final responsibility for making decisions on me.	78.95% 30	13.16% 5	5.26% 2	0.00% 0	0.00% 0	2.63% 1	100% 38

**Question 8: How would you rate your overall advising experience with your present advisor?**



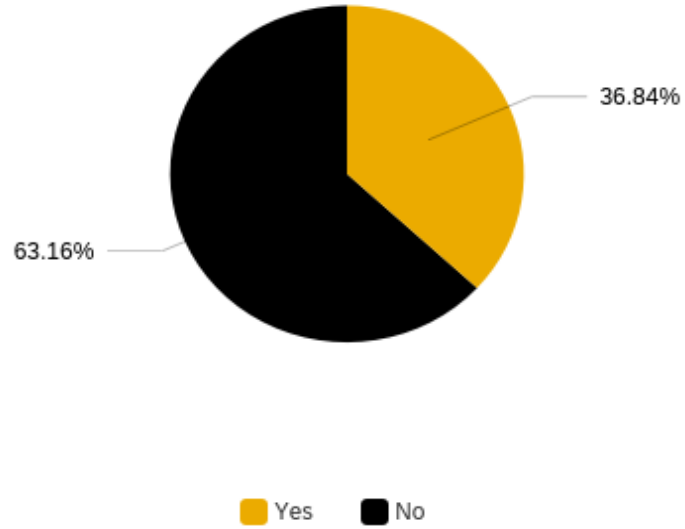
■ Extremely Positive (1)   
 ■ Extremely Negative   
 ■ N/A   
 ■ (2)   
 ■ (3)   
 ■ (4)

Question	Extremely Positive (1)	(2)	(3)	(4)	Extremely Negative (5)	N/A	Total
How would you rate your overall advising experience with your present advisor?	78.95% 30	13.16% 5	2.63% 1	2.63% 1	2.63% 1	0.00% 0	100% 38

**Question 9: Rank the three most important purposes for utilizing your advisor.**

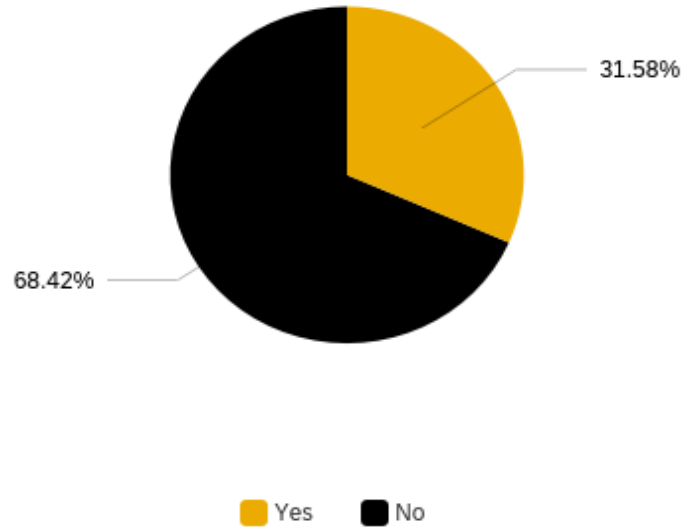
<b>Question</b>	<b>1</b>	<b>2</b>	<b>3</b>	<b>Total</b>
Selecting courses for your schedule <b>(1<sup>st</sup>)</b>	<b>56.25%</b> 18	<b>31.25%</b> 10	<b>12.50%</b> 4	<b>100%</b> 32
Career Planning <b>(2<sup>nd</sup>)</b>	<b>39.13%</b> 9	<b>34.78%</b> 8	<b>26.09%</b> 6	<b>100%</b> 23
Information about college requirements and/or procedures <b>(3<sup>rd</sup>)</b>	<b>9.52%</b> 2	<b>47.62%</b> 10	<b>42.86%</b> 9	<b>100%</b> 21
Discussing a course you are taking	<b>33.33%</b> 3	<b>33.33%</b> 3	<b>33.33%</b> 3	<b>100%</b> 9
Information about your skills, abilities, potential, etc.	<b>11.11%</b> 1	<b>22.22%</b> 2	<b>66.67%</b> 6	<b>100%</b> 9
Personal concerns	<b>16.67%</b> 1	<b>16.67%</b> 1	<b>66.67%</b> 4	<b>100%</b> 6
Discussing your grades or academic performance	<b>40.00%</b> 2	<b>20.00%</b> 1	<b>40.00%</b> 2	<b>100%</b> 5
Information about college services or resources	<b>25.00%</b> 1	<b>50.00%</b> 2	<b>25.00%</b> 1	<b>100%</b> 4
Other	<b>33.33%</b> 1	<b>33.33%</b> 1	<b>33.33%</b> 1	<b>100%</b> 3
Getting a signature	<b>0.00%</b> 0	<b>0.00%</b> 0	<b>100.00%</b> 1	<b>100%</b> 1
Choosing a major	<b>0.00%</b> 0	<b>0.00%</b> 0	<b>100.00%</b> 1	<b>100%</b> 1

**Question 24: I am a transfer student:**



Answer	Response Percent	Response Count
Yes	36.84%	14
No	63.16%	24
<b>Total</b>	<b>100%</b>	<b>38</b>

**Question 25: I identify as a first generation college student (first in my family to go to college):**



Answer	Response Percent	Response Count
Yes	31.58%	12
No	68.42%	26
<b>Total</b>	<b>100%</b>	<b>38</b>