

Framingham State University



Academic Advising Survey Report 2020-21

(Appendix H)

Liberal Studies

Total Respondents: 19

Office of Institutional Assessment

Mark Nicholas, Ph.D.

Brittany Brown, M.Ed., Staff Assistant

Jena Shepard, B.S., Administrative Assistant

June 2021

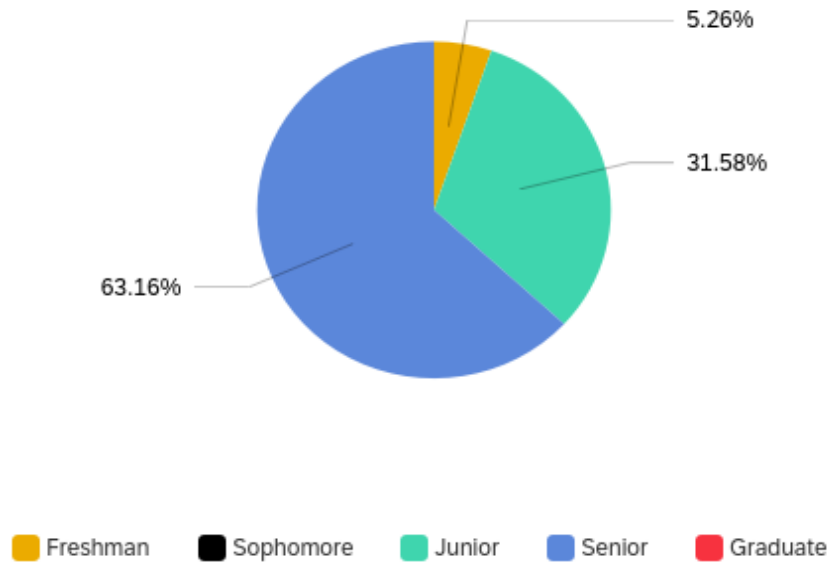
Table of Contents

Class of Respondents	3
Major of Undergraduate Respondents	3
Question 3: How many advising sessions, including telephone and e-mail contacts, have you had with your advisor during this academic year?	4
Question 4: How much time did you spend in those sessions on average?.....	5
Question 5 (a): Have you been able to visit your advisor when you need to?.....	6
Question 5 (b): Have you been able to spend as much time with your advisor as needed?	7
Question 6: Please describe your experience with your present advisor.	8
Question 7: Did your advisor place final responsibility on you for decision making?	9
Question 8: How would you rate your overall advising experience with your present advisor?.....	10
Question 9: Rank the three most important purposes for utilizing your advisor.....	11

Survey Response Report

The following is a detailed analysis of the survey response data.

Class of Respondents

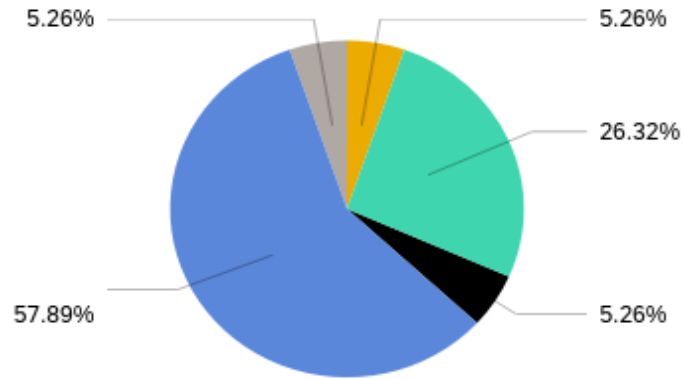


Answer	Response Percent	Response Count
Senior	63.16%	12
Junior	31.58%	6
Freshman	5.26%	1
Sophomore	0.00%	0
Graduate	0.00%	0
Total	100%	19

Major of Undergraduate Respondents

Answer	Response Percent	Response Count
Liberal Studies	100.00%	19
Total	100%	19

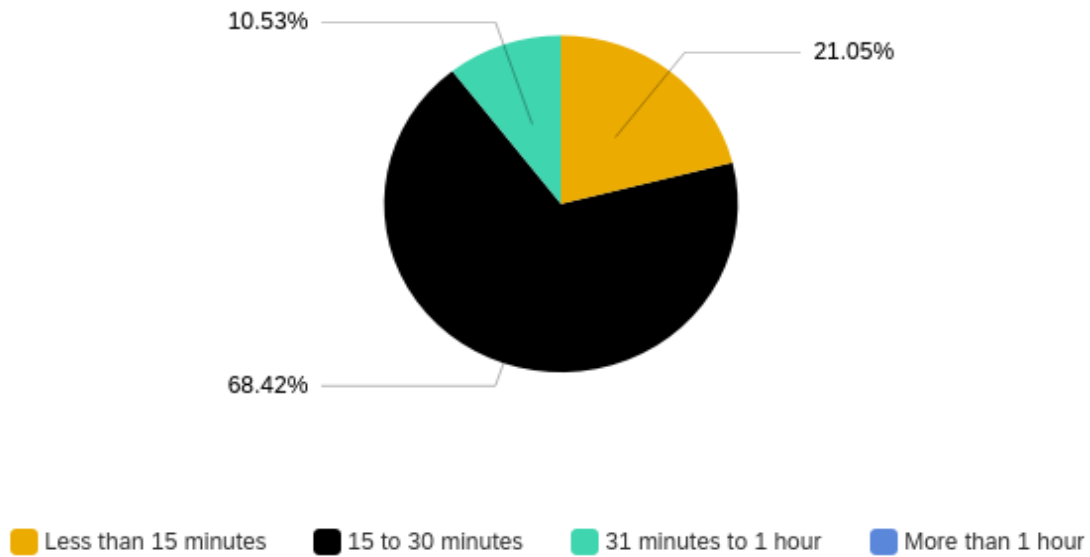
Question 3: How many advising sessions, including telephone and e-mail contacts, have you had with your advisor during this academic year?



■ More than Ten
 ■ Two
 ■ One
 ■ Three to Five
 ■ None
 ■ Six to Ten

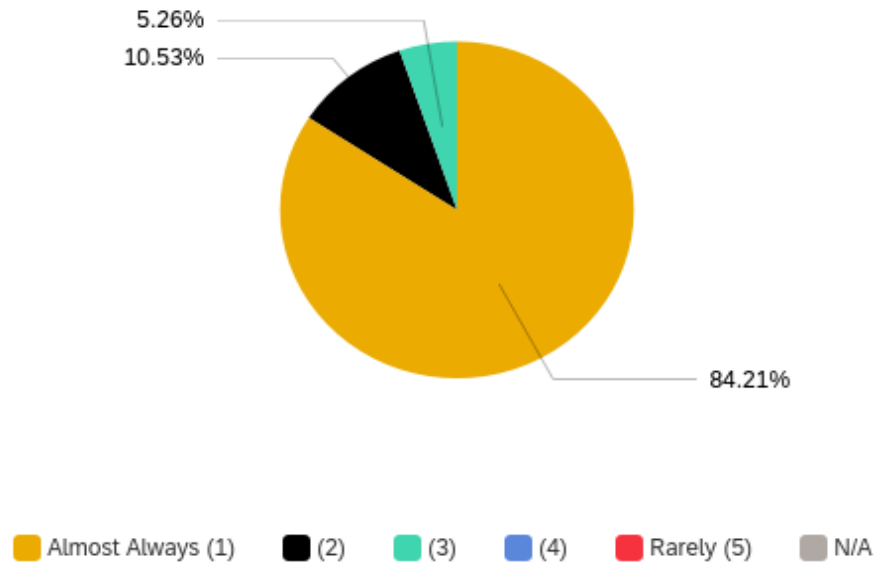
Answer	Response Percent	Response Count
Three to Five	57.89%	11
Two	26.32%	5
One	5.26%	1
Six to Ten	5.26%	1
More than Ten	5.26%	1
None	0.00%	0
Total	100%	19

Question 4: How much time did you spend in those sessions on average?



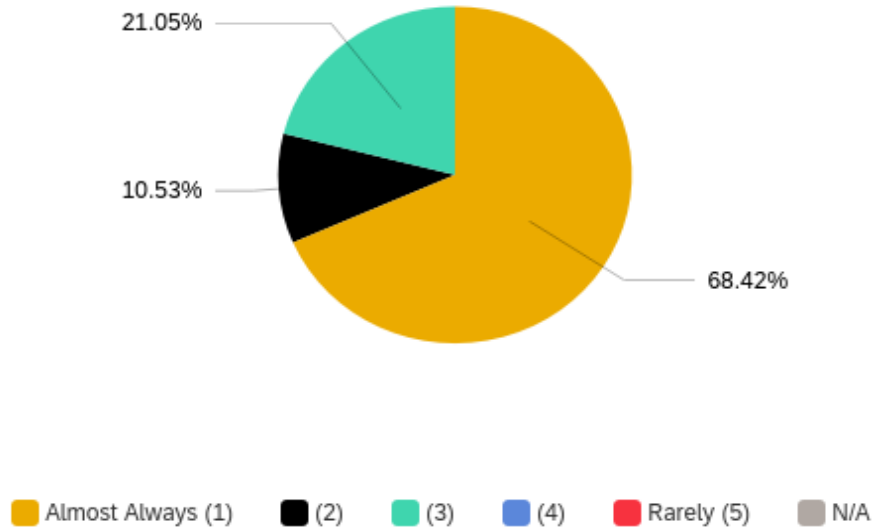
Answer	Response Percent	Response Count
15 to 30 minutes	68.42%	13
Less than 15 minutes	21.05%	4
31 minutes to 1 hour	10.53%	2
More than 1 hour	0.00%	0
Total	100%	19

Question 5 (a): Have you been able to visit your advisor when you need to?



Question	Almost Always (1)	(2)	(3)	(4)	Rarely (5)	N/A	Total
I have been able to visit my advisor when I needed to.	84.21% 16	10.53% 2	5.26% 1	0.00% 0	0.00% 0	0.00% 0	100% 19

Question 5 (b): Have you been able to spend as much time with your advisor as needed?

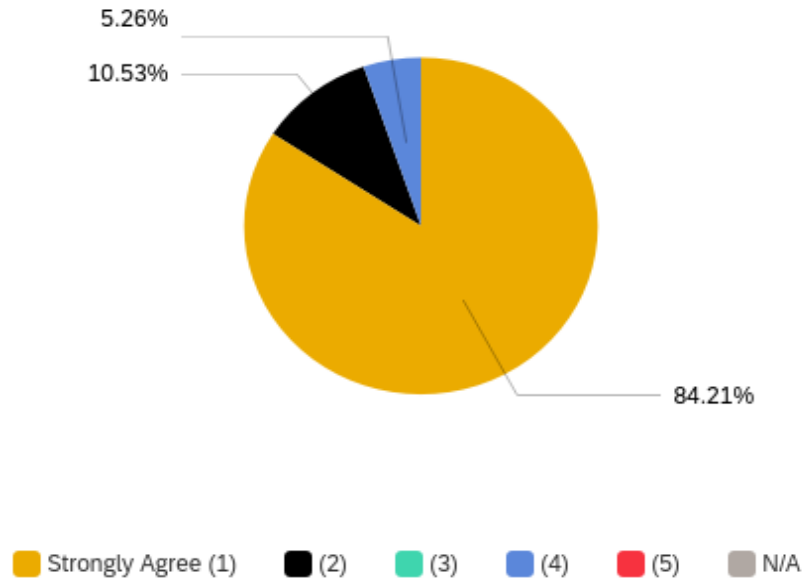


Question	Almost Always (1)	(2)	(3)	(4)	Rarely (5)	N/A	Total
I was able to spend as much time with my advisor as needed.	68.42% 13	10.53% 2	21.05% 4	0.00% 0	0.00% 0	0.00% 0	100% 19

Question 6: Please describe your experience with your present advisor.

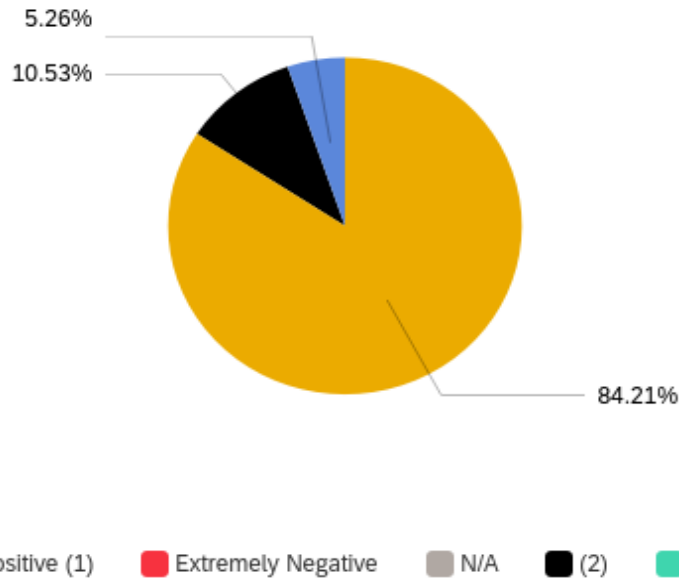
Question	Very Much (1)	(2)	(3)	(4)	Not at All (5)	N/A	Total
Information from my advisor helped me select courses.	63.16% 12	21.05% 4	10.53% 2	5.26% 1	0.00% 0	0.00% 0	100% 19
My advisor's information about programs helped me clarify my college plans.	57.89% 11	26.32% 5	10.53% 2	5.26% 1	0.00% 0	0.00% 0	100% 19
My advisor's information about career opportunities helped me clarify my career goals.	47.37% 9	15.79% 3	10.53% 2	10.53% 2	5.26% 1	10.53% 2	100% 19
Information from my advisor clarified or simplified college requirements or procedures (e.g., degree requirements, drop/add, registration, etc.)	63.16% 12	15.79% 3	21.05% 4	0.00% 0	0.00% 0	0.00% 0	100% 19
I obtained helpful information from my advisor about resources and services on campus (e.g., student services, counseling, financial aid, etc.)	52.63% 10	15.79% 3	10.53% 2	5.26% 1	0.00% 0	15.79% 3	100% 19

Question 7: Did your advisor place final responsibility on you for decision making?



Question	Strongly Agree (1)	(2)	(3)	(4)	Strongly Disagree (5)	N/A	Total
As appropriate, my advisor places final responsibility for making decisions on me.	84.21% 16	10.53% 2	0.00% 0	5.26% 1	0.00% 0	0.00% 0	100% 19

Question 8: How would you rate your overall advising experience with your present advisor?



Question	Extremely Positive (1)	(2)	(3)	(4)	Extremely Negative (5)	N/A	Total
How would you rate your overall advising experience with your present advisor?	84.21% 16	10.53% 2	0.00% 0	5.26% 1	0.00% 0	0.00% 0	100% 19

Question 9: Rank the three most important purposes for utilizing your advisor.

Question	1	2	3	Total
Information about college requirements and/or procedures (1st)	58.33% 7	33.33% 4	8.33% 1	100% 12
Selecting courses for your schedule (2nd)	50.00% 6	41.67% 5	8.33% 1	100% 12
Discussing a course you are taking (3rd)	14.29% 1	28.57% 2	57.14% 4	100% 7
Discussing your grades or academic performance	16.67% 1	16.67% 1	66.67% 4	100% 6
Career Planning	40.00% 2	60.00% 3	0.00% 0	100% 5
Information about your skills, abilities, potential, etc.	0.00% 0	20.00% 1	80.00% 4	100% 5
Choosing a major	33.33% 1	66.67% 2	0.00% 0	100% 3
Information about college services or resources	0.00% 0	50.00% 1	50.00% 1	100% 2
Other	50.00% 1	0.00% 0	50.00% 1	100% 2
Getting a signature	0.00% 0	0.00% 0	100.00% 2	100% 2
Personal concerns	0.00% 0	0.00% 0	100.00% 1	100% 1