

# Framingham State University



## Academic Advising Survey Report 2020-21

(Appendix H)

### Mathematics

Total Respondents: 7

### Office of Institutional Assessment

Mark Nicholas, Ph.D.

Brittany Brown, M.Ed., Staff Assistant

Jena Shepard, B.S., Administrative Assistant

June 2021

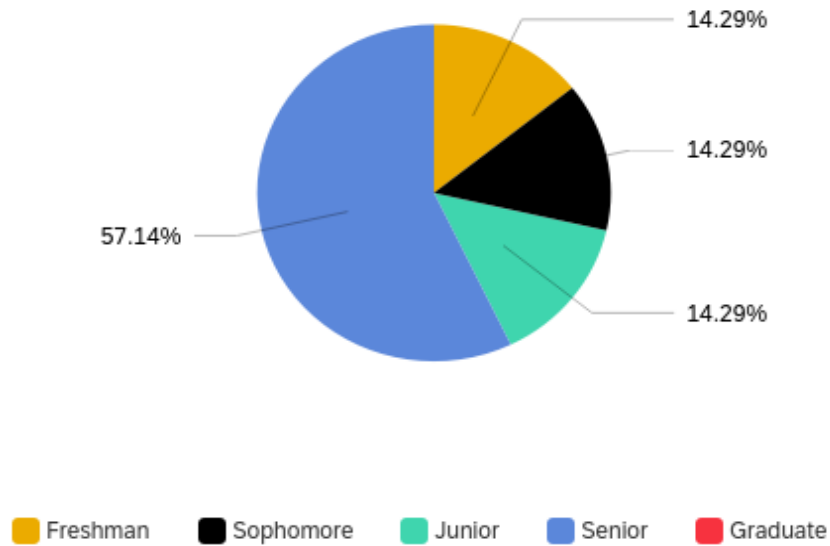
## Table of Contents

Class of Respondents .....	3
Major of Undergraduate Respondents .....	3
Question 3: How many advising sessions, including telephone and e-mail contacts, have you had with your advisor during this academic year? .....	4
Question 4: How much time did you spend in those sessions on average?.....	5
Question 5 (a): Have you been able to visit your advisor when you need to?.....	6
Question 5 (b): Have you been able to spend as much time with your advisor as needed? .....	7
Question 6: Please describe your experience with your present advisor. ....	8
Question 7: Did your advisor place final responsibility on you for decision making? .....	9
Question 8: How would you rate your overall advising experience with your present advisor?.....	10
Question 9: Rank the three most important purposes for utilizing your advisor.....	11

## Survey Response Report

The following is a detailed analysis of the survey response data.

### Class of Respondents

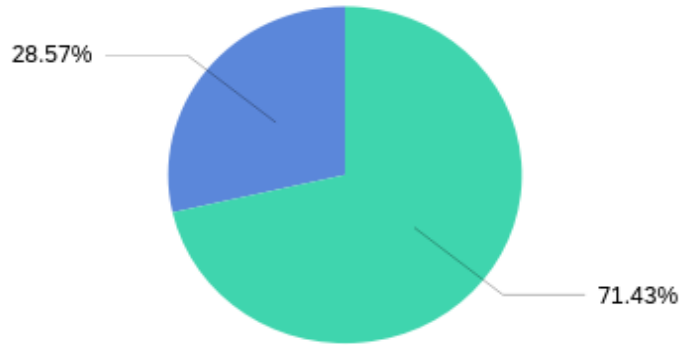


Answer	Response Percent	Response Count
Senior	57.14%	4
Freshman	14.29%	1
Sophomore	14.29%	1
Junior	14.29%	1
Graduate	0.00%	0
<b>Total</b>	<b>100%</b>	<b>7</b>

### Major of Undergraduate Respondents

Answer	Response Percent	Response Count
Mathematics	100.00%	7
<b>Total</b>	<b>100%</b>	<b>7</b>

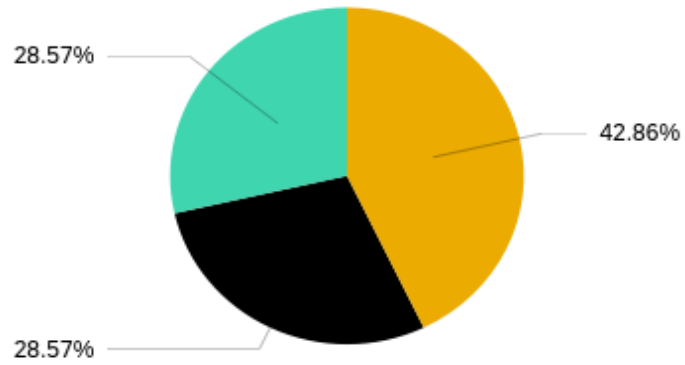
**Question 3: How many advising sessions, including telephone and e-mail contacts, have you had with your advisor during this academic year?**



One
  Two
  None
  Three to Five
  More than Ten
  Six to Ten

Answer	Response Percent	Response Count
Two	71.43%	5
Three to Five	28.57%	2
None	0.00%	0
One	0.00%	0
Six to Ten	0.00%	0
More than Ten	0.00%	0
<b>Total</b>	<b>100%</b>	<b>7</b>

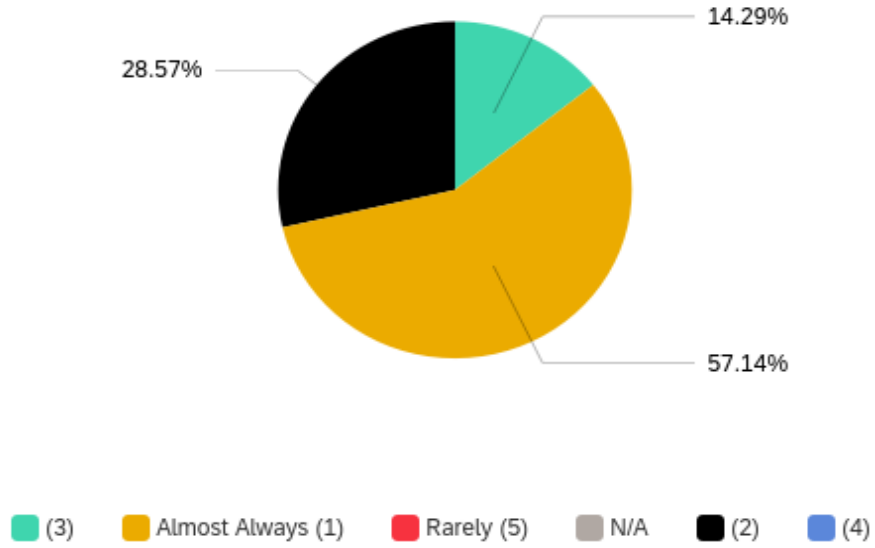
**Question 4: How much time did you spend in those sessions on average?**



■ Less than 15 minutes   
 ■ 15 to 30 minutes   
 ■ 31 minutes to 1 hour   
 ■ More than 1 hour

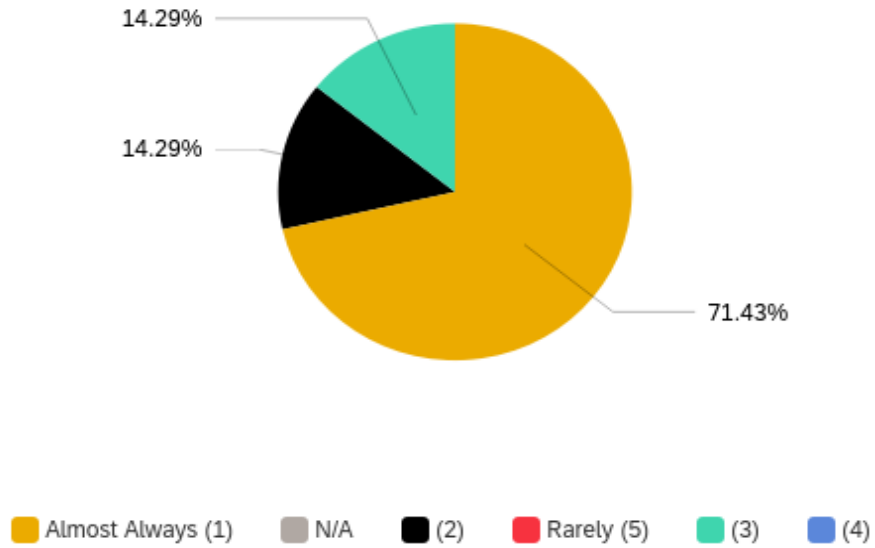
Answer	Response Percent	Response Count
Less than 15 minutes	42.86%	3
15 to 30 minutes	28.57%	2
31 minutes to 1 hour	28.57%	2
More than 1 hour	0.00%	0
<b>Total</b>	<b>100%</b>	<b>7</b>

**Question 5 (a): Have you been able to visit your advisor when you need to?**



Question	Almost Always (1)	(2)	(3)	(4)	Rarely (5)	N/A	Total
I have been able to visit my advisor when I needed to.	57.14% 4	28.57% 2	14.29% 1	0.00% 0	0.00% 0	0.00% 0	100% 7

**Question 5 (b): Have you been able to spend as much time with your advisor as needed?**



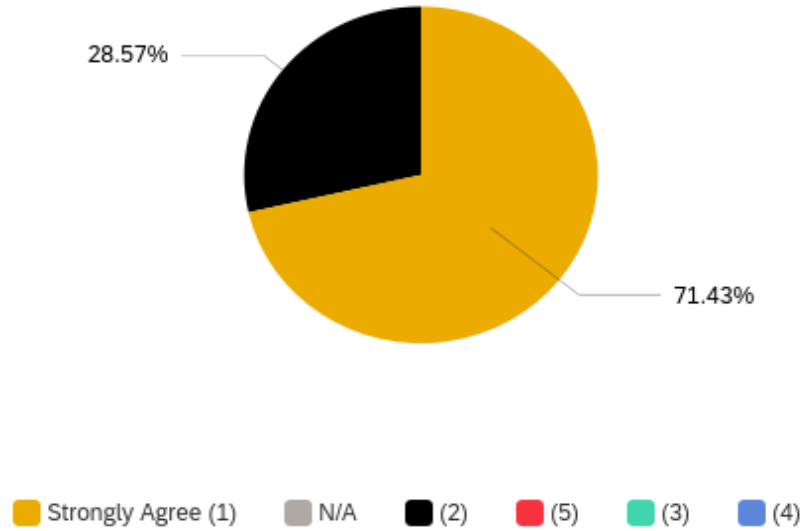
Question	Almost Always (1)	(2)	(3)	(4)	Rarely (5)	N/A	Total
I was able to spend as much time with my advisor as needed.	71.43% 5	14.29% 1	14.29% 1	0.00% 0	0.00% 0	0.00% 0	100% 7

**Question 6: Please describe your experience with your present advisor.**

<b>Question</b>	<b>Very Much (1)</b>	<b>(2)</b>	<b>(3)</b>	<b>(4)</b>	<b>Not at All (5)</b>	<b>N/A</b>	<b>Total</b>
Information from my advisor helped me select courses.	<b>57.14%</b> 4	<b>28.57%</b> 2	<b>14.29%</b> 1	<b>0.00%</b> 0	<b>0.00%</b> 0	<b>0.00%</b> 0	<b>100%</b> 7
My advisor's information about programs helped me clarify my college plans.	<b>71.43%</b> 5	<b>0.00%</b> 0	<b>0.00%</b> 0	<b>28.57%</b> 2	<b>0.00%</b> 0	<b>0.00%</b> 0	<b>100%</b> 7
My advisor's information about career opportunities helped me clarify my career goals.	<b>28.57%</b> 2	<b>43.86%</b> 3	<b>0.00%</b> 0	<b>0.00%</b> 0	<b>0.00%</b> 0	<b>28.57%</b> 2	<b>100%</b> 7
Information from my advisor clarified or simplified college requirements or procedures (e.g., degree requirements, drop/add, registration, etc.)	<b>71.43%</b> 5	<b>28.57%</b> 2	<b>0.00%</b> 0	<b>0.00%</b> 0	<b>0.00%</b> 0	<b>0.00%</b> 0	<b>100%</b> 7
I obtained helpful information from my advisor about resources and services on campus (e.g., student services, counseling, financial aid, etc.)	<b>43.86%</b> 3	<b>28.57%</b> 2	<b>14.29%</b> 1	<b>12.50%</b> 1	<b>0.00%</b> 0	<b>0.00%</b> 0	<b>100%</b> 7

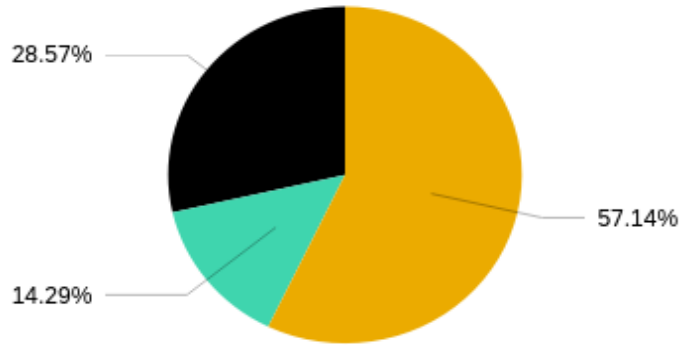


**Question 7: Did your advisor place final responsibility on you for decision making?**



Question	Strongly Agree (1)	(2)	(3)	(4)	Strongly Disagree (5)	N/A	Total
As appropriate, my advisor places final responsibility for making decisions on me.	71.43% 5	28.57% 2	0.00% 0	0.00% 0	0.00% 0	0.00% 0	100% 7

**Question 8: How would you rate your overall advising experience with your present advisor?**



■ Extremely Positive (1)  
 ■ N/A  
 ■ (3)  
 ■ (4)  
 ■ (2)  
 ■ Extremely Negative

Question	Extremely Positive (1)	(2)	(3)	(4)	Extremely Negative (5)	N/A	Total
How would you rate your overall advising experience with your present advisor?	57.14% 4	28.57% 2	14.29% 1	0.00% 0	0.00% 0	0.00% 0	100% 7

**Question 9: Rank the three most important purposes for utilizing your advisor.**

<b>Question</b>	<b>1</b>	<b>2</b>	<b>3</b>	<b>Total</b>
Selecting courses for your schedule <b>(1<sup>st</sup>)</b>	<b>71.43%</b> 5	<b>28.57%</b> 2	<b>0.00%</b> 0	<b>100%</b> 7
Career Planning <b>(2<sup>nd</sup>)</b>	<b>0.00%</b> 0	<b>60.00%</b> 3	<b>40.00%</b> 2	<b>100%</b> 5
Information about college requirements and/or procedures <b>(3<sup>rd</sup>)</b>	<b>33.33%</b> 1	<b>33.33%</b> 1	<b>33.33%</b> 1	<b>100%</b> 3
Information about your skills, abilities, potential, etc.	<b>100.00%</b> 1	<b>0.00%</b> 0	<b>0.00%</b> 0	<b>100%</b> 1
Discussing your grades or academic performance	<b>0.00%</b> 0	<b>100.00%</b> 1	<b>0.00%</b> 0	<b>100%</b> 1
Discussing a course you are taking	<b>0.00%</b> 0	<b>0.00%</b> 0	<b>100.00%</b> 1	<b>100%</b> 1
Choosing a major	<b>0.00%</b> 0	<b>0.00%</b> 0	<b>100.00%</b> 1	<b>100%</b> 1
Information about college services or resources	<b>0.00%</b> 0	<b>0.00%</b> 0	<b>100.00%</b> 1	<b>100%</b> 1
Personal concerns	<b>0.00%</b> 0	<b>0.00%</b> 0	<b>100.00%</b> 1	<b>100%</b> 1
Other	<b>0.00%</b> 0	<b>0.00%</b> 0	<b>0.00%</b> 0	<b>100%</b> 0
Getting a signature	<b>0.00%</b> 0	<b>0.00%</b> 0	<b>0.00%</b> 0	<b>100%</b> 0