

Framingham State University
Office of Institutional Assessment

Graduate Student Exit Survey Report 2019-20
Master of Science: Food and Nutrition –
Coordinated Program in Dietetics

Target Population: 11

Total Respondents: 5

Response Rate: 45.45%

Mark Nicholas, Ph.D., Executive Director – Institutional Assessment

Brittany Brown, M.Ed., Staff Assistant

August 2020

Table of Contents

How many years did it take you to finish this degree?	3
Majors of Graduate Respondents.....	3
How did you first hear about FSU graduate programs?	3
Why did you choose to attend FSU for your graduate program? Please rank your top 5 reasons.....	4
Did you apply to any other universities for graduate school?.....	5
What was your rating of FSU at the time you applied for admission?	5
Please indicate the level of challenge presented by each item below based on your experience while pursuing your graduate degree:	5
How did you finance your graduate education?	7
After completing your graduate program, how would you classify your level of preparation?	9
Please indicate your level of satisfaction with FSU Graduate Services in the following areas:	9
Please rate your level of satisfaction with the following aspects of your graduate education experiences related to your degree:	10
Please rate your level of agreement with the following statements:	12
Did you receive your undergraduate degree from FSU?	13
Would you select FSU if you were to begin graduate school all over again?.....	13
Would you recommend FSU to other potential students?	14
Did you complete this degree as a part-time or full-time student?	14
What percentage of your classes did you take online and what percentage would you have preferred?.....	15
Are you an in-state, out-of-state, or international student (living inside or outside the U.S.)?	15
During the Spring 2020 semester where you enrolled in face-to-face courses that moved to remote instruction?	15
Rate your experience with the following technological issues during remote learning:	16
Rate your experience with the following learning/educational issues during remote learning:.....	16
Given your experience with remote instruction during the past semester, please rate your agreement with the following statements:.....	17

How many years did it take you to finish this degree?

Answer	Response Percent	Response Count
Less than 2 years	20.00%	1
2 - 4 years	80.00%	4
4- 6 years	0.00%	0
6 - 8 years	0.00%	0
More than 8 years	0.00%	0
Total	100%	5

Majors of Graduate Respondents

Answer	Response Percent	Response Count
Master of Science: Food and Nutrition, Specialization Coordinated Program in Dietetics	100.00%	5
Total	100%	5

How did you first hear about FSU graduate programs?

Answer	Response Percent	Percent of Cases*	Response Count
FSU Website	50.00%	60.00%	3
I am a FSU Alumni	33.33%	40.00%	2
Graduate Fair/Career Fair	16.67%	20.00%	1
Word of Mouth from current FSU Student	0.00%	0.00%	0
From an Undergraduate Faculty Member	0.00%	0.00%	0
Other Websites	0.00%	0.00%	0
Radio	0.00%	0.00%	0
Brochure	0.00%	0.00%	0
Other (please specify)	0.00%	0.00%	0
Word of Mouth from FSU Alumni	0.00%	0.00%	0
From an Employer	0.00%	0.00%	0
From a Co-worker	0.00%	0.00%	0
Newspaper	0.00%	0.00%	0
Total	100%		5

*Percent of Cases (Number of times the factor was selected divided by the sample size)

Why did you choose to attend FSU for your graduate program? Please rank your top 5 reasons.

In the table below respondents were asked to rank the top five most significant reasons why they chose to attend FSU for their graduate program. Respondents indicated the most significant reasons were (1) academic reputation and program/degree options, and (2) unique program offered at FSU and cost.

Answer	Response Percent	Percent of Cases*	Response Count
Academic Reputation (1 st)	20.00%	100.00%	5
Program/Degree Options (1 st)	20.00%	100.00%	5
Unique Program Offered at FSU (2 nd)	16.00%	80.00%	4
Cost (2 nd)	16.00%	80.00%	4
Location	12.00%	60.00%	3
Size of Academic Program	8.00%	40.00%	2
Through Recommendations	4.00%	20.00%	1
Ability to complete degree/program/ coursework online and/or hybrid	4.00%	20.00%	1
Convenient Course Times	0.00%	0.00%	0
Research Facilities	0.00%	0.00%	0
The Faculty	0.00%	0.00%	0
Other (please specify)	0.00%	0.00%	0
Number of Graduate Students	0.00%	0.00%	0
The Administrative Staff	0.00%	0.00%	0
Total	100%		5

*Percent of Cases (Number of times the factor was selected divided by the sample size)

Did you apply to any other universities for graduate school?

Answer	Response Percent	Response Count
Yes	40.00%	2
No	60.00%	3
Total	100%	5

What was your rating of FSU at the time you applied for admission?

Answer	Response Percent	Response Count
1st Choice	100.00%	5
2nd Choice	0.00%	0
3rd Choice	0.00%	0
FSU was not one of my top three choices	0.00%	0
Total	100%	5

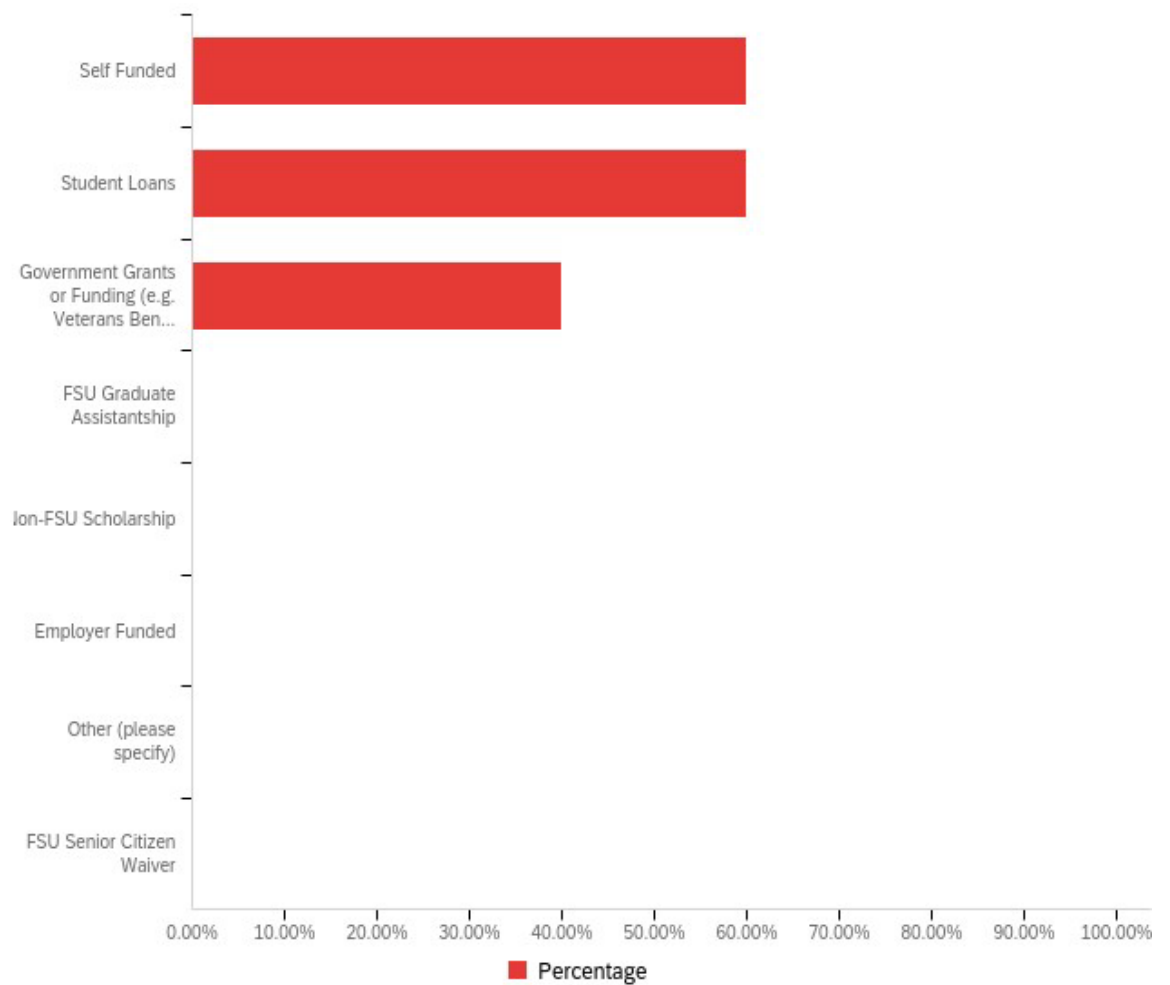
Please indicate the level of challenge presented by each item below based on your experience while pursuing your graduate degree:

Question	Extremely Challenging	Challenging	Neutral	Not Challenging	Extremely Unchallenging	Total	Rating Average
Work or Financial Obligations	0.00% 0	60.00% 3	40.00% 2	0.00% 0	0.00% 0	100% 5	2.40
	60.00% 3			0.00% 0			
Family Obligations	25.00% 1	0.00% 0	75.00% 3	0.00% 0	0.00% 0	100% 4	2.50
	25.00% 1			0.00% 0			
Location/Transportation	0.00% 0	20.00% 1	40.00% 2	20.00% 1	20.00% 1	100% 5	3.40
	20.00% 1			40.00% 2			
Immigration Regulations	0.00% 0	0.00% 0	0.00% 0	0.00% 0	0.00% 0	100% 0	0.00
	0.00% 0			0.00% 0			

Program Requirements or Structure	0.00% 0	80.00% 4	20.00% 1	0.00% 0	0.00% 0	100% 5	2.20
	80.00% 4			0.00% 0			
Course Availability	0.00% 0	20.00% 1	20.00% 1	40.00% 2	20.00% 1	100% 5	3.60
	20.00% 1			60.00% 3			
Communication with Faculty	20.00% 1	0.00% 0	0.00% 0	60.00% 3	20.00% 1	100% 5	3.60
	20.00% 1			80.00% 4			
Communication with Graduate Office Staff	0.00% 0	0.00% 0	25.00% 1	50.00% 2	25.00% 1	100% 4	4.00
	0.00% 0			75.00% 3			
Communication with Graduate Advisor	0.00% 0	0.00% 0	0.00% 0	40.00% 2	60.00% 3	100% 5	4.60
	0.00% 0			100.00% 5			
Communication with Students Services Staff	0.00% 0	0.00% 0	50.00% 1	0.00% 0	50.00% 1	100% 2	4.00
	0.00% 0			50.00% 1			
Communication with Graduate Admissions Office Staff	0.00% 0	0.00% 0	0.00% 0	75.00% 3	25.00% 1	100% 4	4.25
	0.00% 0			100.00% 4			
Communication with Graduate Registrar Office Staff	0.00% 0	0.00% 0	0.00% 0	100.00% 4	0.00% 0	100% 4	4.00
	0.00% 0			100.00% 4			
Course Requirements and Coursework	0.00% 0	80.00% 4	0.00% 0	20.00% 1	0.00% 0	100% 5	2.40
	80.00% 4			20.00% 1			
Portfolio Requirement	0.00% 0	50.00% 1	50.00% 1	0.00% 0	0.00% 0	100% 2	2.50

	50.00% 1			0.00% 0			
Practicum Requirement	20.00% 1	60.00% 3	20.00% 1	0.00% 0	0.00% 0	100% 5	2.00
	80.00% 4			0.00% 0			
Comprehensive Exam	40.00% 2	60.00% 3	0.00% 0	0.00% 0	0.00% 0	100% 5	1.60
	100.00% 5			0.00% 0			

How did you finance your graduate education?

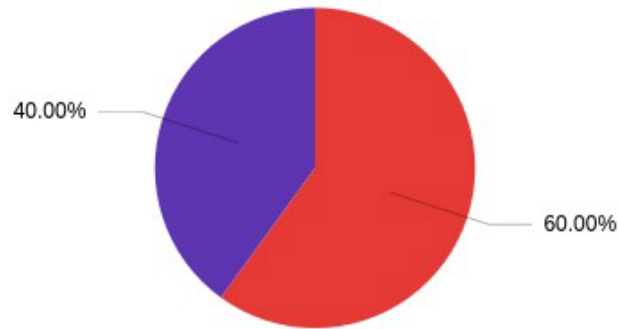


Answer	Response Percent	Percent of Cases*	Response Count
Self-Funded	37.50%	60.00%	3
Student Loans	37.50%	60.00%	3
Government Grants or Funding (e.g. Veterans Benefits or GI bill)	25.00%	40.00%	2
FSU Graduate Assistantship	0.00%	0.00%	0
Non-FSU Scholarship	0.00%	0.00%	0
Employer Funded	0.00%	0.00%	0
Other (please specify)	0.00%	0.00%	0
FSU Senior Citizen Waiver	0.00%	0.00%	0
Total	100%		5

*Percent of Cases (Number of times the factor was selected divided by the sample size how applicable were the program requirements to your current/or future workplace?)

Answer	Response Percent	Response Count
A Great Deal	80.00%	4
Quite a Lot	20.00%	1
Some	0.00%	0
A Little	0.00%	0
None	0.00%	0
Total	100%	5

After completing your graduate program, how would you classify your level of preparation?



Answer	Response Percent	Response Count
Excellent preparation	60.00%	3
Good preparation	40.00%	2
Adequate preparation	0.00%	0
Inadequate preparation	0.00%	0
Not sure how FSU prepared me	0.00%	0
Total	100%	5

Please indicate your level of satisfaction with FSU Graduate Services in the following areas:

Question	Very Satisfied	Satisfied	Neutral	Dissatisfied	Very Dissatisfied	Total	Rating Average
GRADUATE STUDIES OFFICE	20.00% 1	40.00% 2	40.00% 2	0.00% 0	0.00% 0	100% 5	2.20
	60.00% 3			0.00% 0			

GRADUATE ADMISSIONS OFFICE	20.00% 1	40.00% 2	40.00% 2	0.00% 0	0.00% 0	100% 5	2.20
	60.00% 3			0.00% 0			
REGISTRAR'S OFFICE	20.00% 1	60.00% 3	20.00% 1	0.00% 0	0.00% 0	100% 5	2.00
	80.00% 4			0.00% 0			
FINANCIAL AID & SCHOLARSHIPS	20.00% 1	60.00% 3	20.00% 1	0.00% 0	0.00% 0	100% 5	2.00
	80.00% 4			0.00% 0			

Please rate your level of satisfaction with the following aspects of your graduate education experiences related to your degree:

Question	Very Satisfied	Satisfied	Neutral	Dissatisfied	Very Dissatisfied	Total	Rating Average
Diversity of students with whom you took courses	50.00% 2	0.00% 0	25.00% 1	0.00% 0	25.00% 1	100% 4	2.50
	50.00% 2			25.00% 1			
Academic quality of students with whom you took courses	50.00% 2	25.00% 1	25.00% 1	0.00% 0	0.00% 0	100% 4	1.75
	75.00% 3			0.00% 0			
Quality of instruction in your courses	75.00% 3	0.00% 0	0.00% 0	25.00% 1	0.00% 0	100% 4	1.75
	75.00% 3			25.00% 1			
Faculty expertise	75.00% 3	25.00% 1	0.00% 0	0.00% 0	0.00% 0	100% 4	1.25
	100.00% 4			0.00% 0			
Feedback you received in courses from faculty	50.00% 2	25.00% 1	0.00% 0	25.00% 1	0.00% 0	100% 4	2.00
	75.00% 3			25.00% 1			

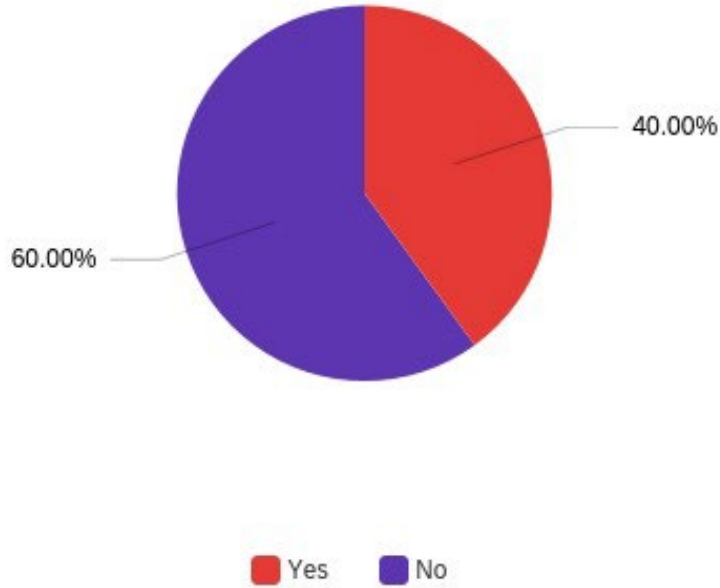
Accessibility of instructors	75.00% 3	0.00% 0	25.00% 1	0.00% 0	0.00% 0	100% 4	1.50
	75.00% 3			0.00% 0			
Finding and working with your graduate program coordinator	50.00% 2	0.00% 0	50.00% 2	0.00% 0	0.00% 0	100% 4	2.00
	50.00% 2			0.00% 0			
Quality of graduate advising from major professor or graduate advisor	100.00% 4	0.00% 0	0.00% 0	0.00% 0	0.00% 0	100% 4	1.00
	100.00% 4			0.00% 0			
Degree plan flexibility and elective choices	50.00% 2	50.00% 2	0.00% 0	0.00% 0	0.00% 0	100% 4	1.50
	100.00% 4			0.00% 0			
Program coverage of relevant content	50.00% 2	50.00% 2	0.00% 0	0.00% 0	0.00% 0	100% 4	1.50
	100.00% 4			0.00% 0			
Sequencing of content across program courses	66.67% 2	33.33% 1	0.00% 0	0.00% 0	0.00% 0	100% 3	1.33
	100.00% 3			0.00% 0			
Assistance with external certification process	50.00% 2	50.00% 2	0.00% 0	0.00% 0	0.00% 0	100% 4	1.50
	100.00% 4			0.00% 0			
Availability of field experience(s)/practicum(s)/internship(s)	50.00% 2	50.00% 2	0.00% 0	0.00% 0	0.00% 0	100% 4	1.50
	100.00% 4			0.00% 0			
Quality of your field experience(s)/practicum(s)/internship(s)	50.00% 2	50.00% 2	0.00% 0	0.00% 0	0.00% 0	100% 4	1.50
	100.00% 4			0.00% 0			
Timing of your field experience(s)/practicum(s)/internship(s)	25.00% 1	75.00% 3	0.00% 0	0.00% 0	0.00% 0	100% 4	1.75
	100.00% 4			0.00% 0			
Length of graduate program	50.00% 2	50.00% 2	0.00% 0	0.00% 0	0.00% 0	100% 4	1.50

	100.00% 4			0.00% 0			
Support in planning and completing thesis, projects in lieu, or portfolio, or comprehensive exam	25.00% 1	25.00% 1	25.00% 1	25.00% 1	0.00% 0	100% 4	2.50
	50.00% 2			25.00% 1			
Assistance with finding employment	50.00% 2	25.00% 1	25.00% 1	0.00% 0	0.00% 0	100% 4	1.75
	75.00% 3			0.00% 0			

Please rate your level of agreement with the following statements:

Question	Strongly Agree	Agree	Neutral	Disagree	Strongly Disagree	Total	Rating Average
My graduate degree from FSU has brought me closer to achieving my goals	100.00% 5	0.00% 0	0.00% 0	0.00% 0	0.00% 0	100% 5	1.00
	100.00% 5			0.00% 0			
My graduate experience at FSU was rewarding	100.00% 5	0.00% 0	0.00% 0	0.00% 0	0.00% 0	100% 5	1.00
	100.00% 5			0.00% 0			
My graduate coursework at FSU was challenging	100.00% 5	0.00% 0	0.00% 0	0.00% 0	0.00% 0	100% 5	1.00
	100.00% 5			0.00% 0			
My graduate degree from FSU is marketable	80.00% 4	20.00% 1	0.00% 0	0.00% 0	0.00% 0	100% 5	1.20
	100.00% 5			0.00% 0			

Did you receive your undergraduate degree from FSU?



Answer	Response Percent	Response Count
Yes	40.00%	2
No	60.00%	3
Total	100%	5

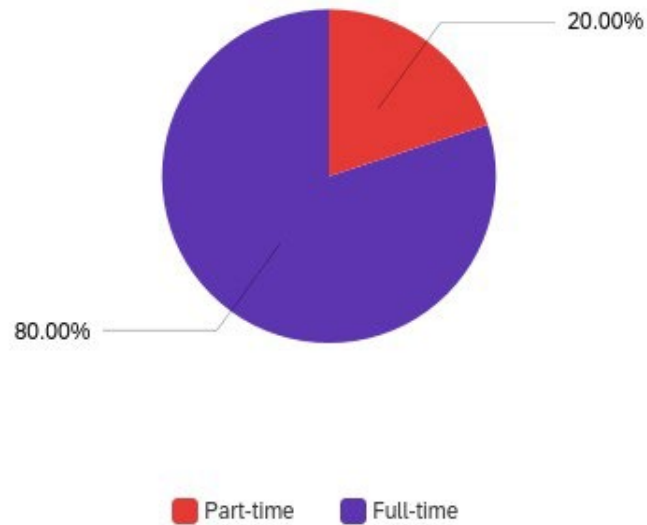
Would you select FSU if you were to begin graduate school all over again?

Answer	Response Percent	Response Count
Yes	100.00%	4
No	0.00%	0
Total	100%	4

Would you recommend FSU to other potential students?

Answer	Response Percent	Response Count
Yes	100.00%	5
No	0.00%	0
Total	100%	5

Did you complete this degree as a part-time or full-time student?



Answer	Response Percent	Response Count
Part-time	20.00%	1
Full-time	80.00%	4
Total	100%	5

What percentage of your classes did you take online and what percentage would you have preferred?

Field	Mean	Count
My courses were online:	22.80	5
I would have preferred online:	41.40	5

This question asked respondents to mark the percentage of courses taken online and the percentage they would prefer to take online using a slider that went from 0% - 100%. The table above shows the means for each. Graduate students reported that they took approximately 23% of courses in the online format. Students indicated that they would have preferred to have taken 41% of courses online. This indicates that students would have preferred more online courses.

Are you an in-state, out-of-state, or international student (living inside or outside the U.S.)?

Answer	Response Percent	Response Count
In-State Student	100.00%	5
Out-of-State Student	0.00%	0
International Student living in the U.S.	0.00%	0
Total	100%	5

During the Spring 2020 semester where you enrolled in face-to-face courses that moved to remote instruction?

Answer	Response Percent	Response Count
Yes	100.00%	5
No	0.00%	0
Total	100%	5

Rate your experience with the following technological issues during remote learning:

Question	Not Problematic	Somewhat Problematic	Problematic	Total	Rating Average
Access to reliable communication software/tools (e.g., Zoom, Skype, Google)	80.00% 4	20.00% 1	0.00% 0	100% 5	1.20
Access to reliable internet/service	60.00% 3	40.00% 2	0.00% 0	100% 5	1.40
Access to reliable digital devices (e.g., laptop, mobile device)	80.00% 4	20.00% 1	0.00% 0	100% 5	1.20
Access to specialized software (e.g., Adobe products, statistical packages)	100.00% 5	0.00% 0	0.00% 0	100% 5	1.00
Access to library resources	100.00% 5	0.00% 0	0.00% 0	100% 5	1.00

Rate your experience with the following learning/educational issues during remote learning:

Question	Not Problematic	Somewhat Problematic	Problematic	Total	Rating Average
Finding time to participate in synchronous courses (e.g., livestreaming lectures or video conferencing at a set time)	60.00% 3	40.00% 2	0.00% 0	100% 5	1.40
Unclear expectations around course/assignment requirements	60.00% 3	40.00% 2	0.00% 0	100% 5	1.40
Course lessons or activities that did not translate well to a remote environment	20.00% 1	80.00% 4	0.00% 0	100% 5	1.80
Competing work/personal schedules and class meetings	40.00% 2	40.00% 2	20.00% 1	100% 5	1.80
Difficulty focusing or paying attention to remote instruction or activities	60.00% 3	40.00% 2	0.00% 0	100% 5	1.40
Instructor availability/responsiveness	100.00% 5	0.00% 0	0.00% 0	100% 5	1.00
Personal motivation/desire to complete coursework	60.00% 3	20.00% 1	20.00% 1	100% 5	1.60

Given your experience with remote instruction during the past semester, please rate your agreement with the following statements:

Question	Strongly Agree	Agree	Neutral	Disagree	Strongly Disagree	Total	Mean
I would have preferred more courses were offered online vs on campus	60.00% 3	20.00% 1	20.00% 1	0.00% 0	0.00% 0	100% 5	1.60
I would have preferred more courses were offered on campus vs online	0.00% 0	0.00% 0	60.00% 3	40.00% 2	0.00% 0	100% 5	3.40
I would be more likely to enroll in a hybrid course than I was earlier	20.00% 1	80.00% 4	0.00% 0	0.00% 0	0.00% 0	100% 5	1.80
I would be less likely to enroll in a hybrid course than I was earlier	0.00% 0	0.00% 0	40.00% 2	60.00% 3	0.00% 0	100% 5	3.60