

Framingham State University



Academic Advising Survey Report 2020-21

(Appendix H)

American Sign Language

Total Respondents: 12

Office of Institutional Assessment

Mark Nicholas, Ph.D.

Brittany Brown, M.Ed., Staff Assistant

Jena Shepard, B.S., Administrative Assistant

June 2020

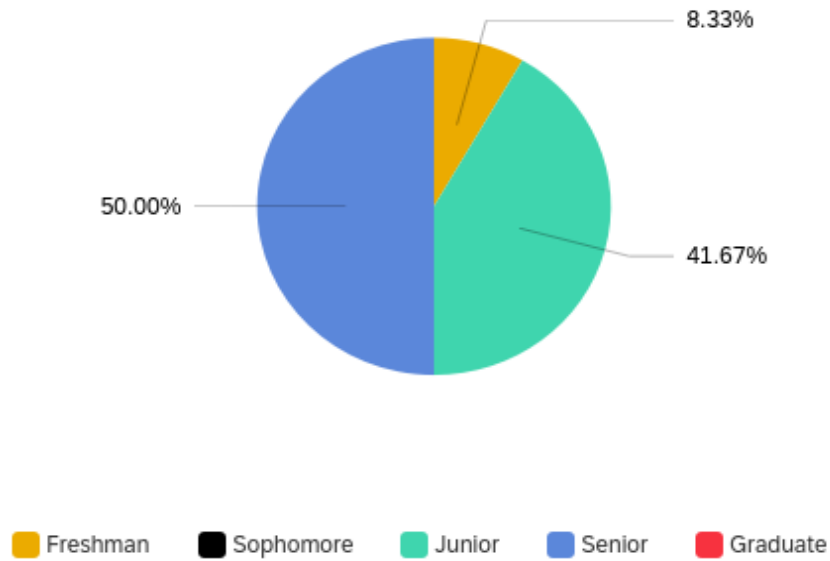
Table of Contents

Class of Respondents	3
Major of Undergraduate Respondents.....	3
Question 3: How many advising sessions, including telephone and e-mail contacts, have you had with your advisor during this academic year?	4
Question 4: How much time did you spend in those sessions on average?.....	5
Question 5 (a): Have you been able to visit your advisor when you need to?.....	6
Question 5 (b): Have you been able to spend as much time with your advisor as needed?	7
Question 6: Please describe your experience with your present advisor.	8
Question 7: Did your advisor place final responsibility on you for decision making?	9
Question 8: How would you rate your overall advising experience with your present advisor?.....	10
Question 9: Rank the three most important purposes for utilizing your advisor.....	11

Survey Response Report

The following is a detailed analysis of the survey response data.

Class of Respondents

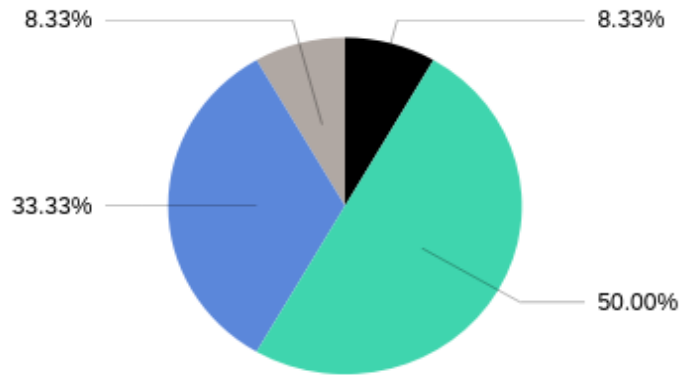


Answer	Response Percent	Response Count
Senior	50.00%	6
Junior	41.67%	5
Freshman	8.33%	1
Sophomore	0.00%	0
Graduate	0.00%	0
Total	100%	12

Major of Undergraduate Respondents

Answer	Response Percent	Response Count
American Sign Language	100.00%	12
Total	100%	12

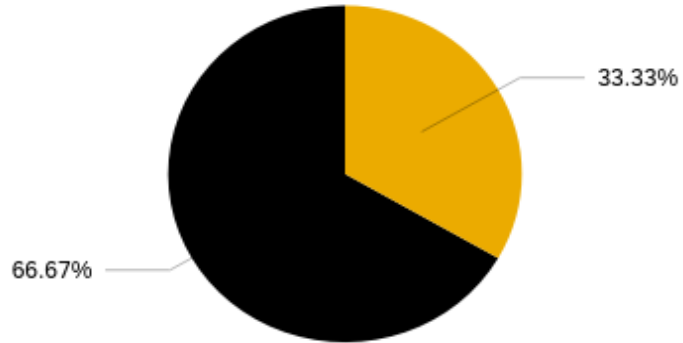
Question 3: How many advising sessions, including telephone and e-mail contacts, have you had with your advisor during this academic year?



One
 Two
 None
 Three to Five
 More than Ten
 Six to Ten

Answer	Response Percent	Response Count
Two	50.00%	6
Three to Five	33.33%	4
One	8.33%	1
More than Ten	8.33%	1
None	0.00%	0
Six to Ten	0.00%	0
Total	100%	12

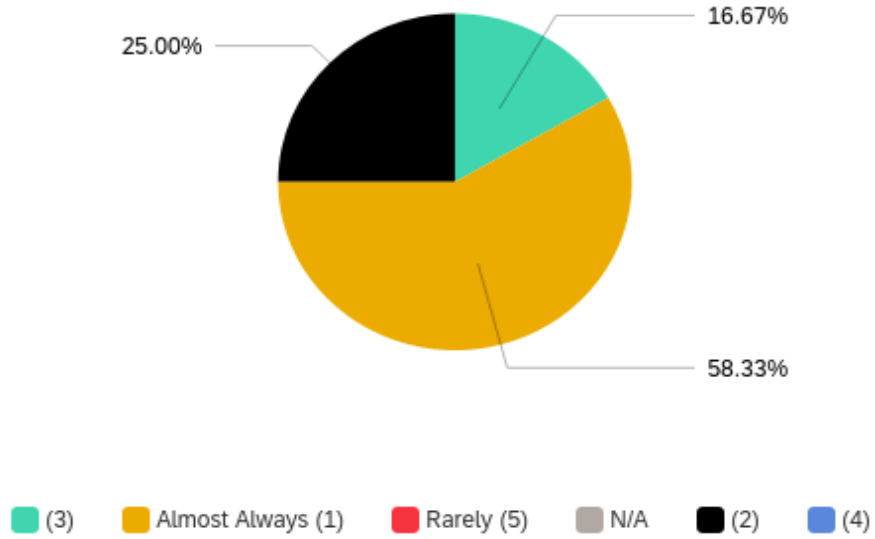
Question 4: How much time did you spend in those sessions on average?



■ Less than 15 minutes
 ■ 15 to 30 minutes
 ■ 31 minutes to 1 hour
 ■ More than 1 hour

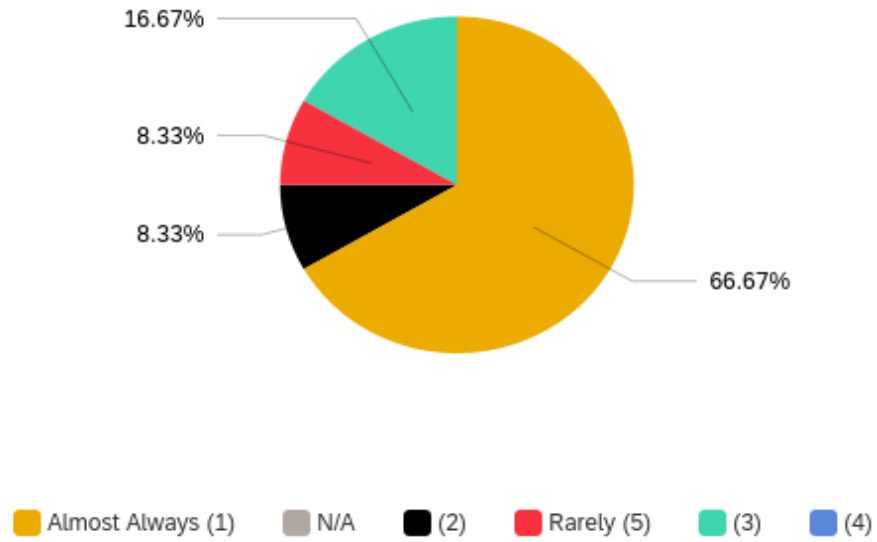
Answer	Response Percent	Response Count
15 to 30 minutes	66.67%	8
Less than 15 minutes	33.33%	4
31 minutes to 1 hour	0.00%	0
More than 1 hour	0.00%	0
Total	100%	12

Question 5 (a): Have you been able to visit your advisor when you need to?



Question	Almost Always (1)	(2)	(3)	(4)	Rarely (5)	N/A	Total
I have been able to visit my advisor when I needed to.	58.33% 7	25.00% 3	16.67% 2	0.00% 0	0.00% 0	0.00% 0	100% 12

Question 5 (b): Have you been able to spend as much time with your advisor as needed?

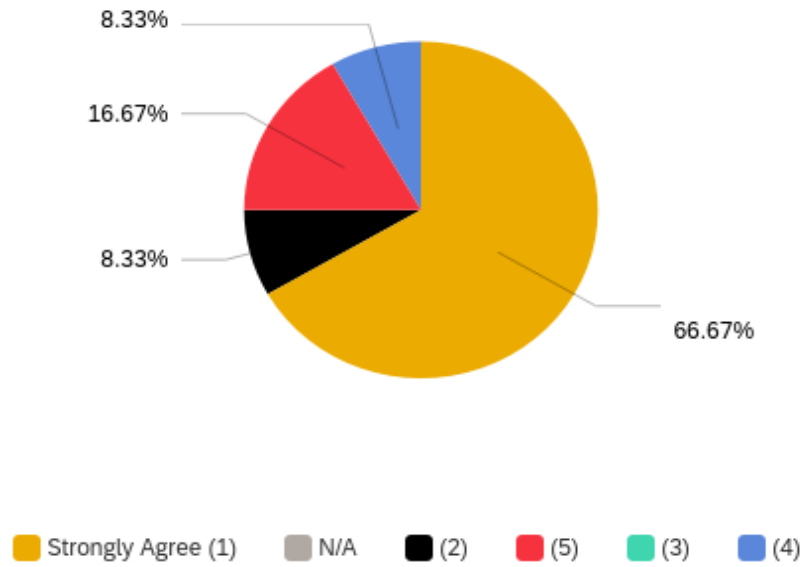


Question	Almost Always (1)	(2)	(3)	(4)	Rarely (5)	N/A	Total
I was able to spend as much time with my advisor as needed.	66.67% 8	8.33% 1	16.67% 2	0.00% 0	8.33% 1	0.00% 0	100% 12

Question 6: Please describe your experience with your present advisor.

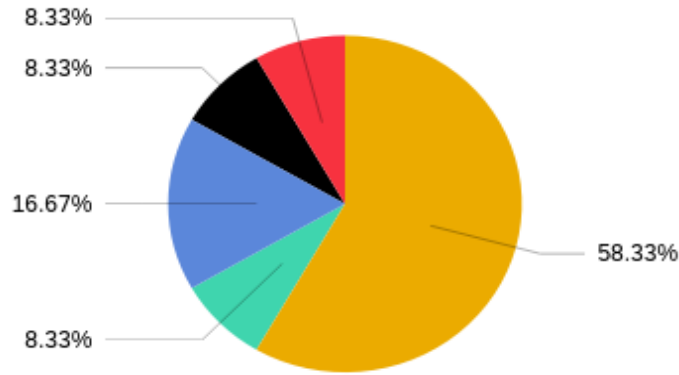
Question	Very Much (1)	(2)	(3)	(4)	Not at All (5)	N/A	Total
Information from my advisor helped me select courses.	50.00% 6	16.67% 2	16.67% 2	8.33% 1	8.33% 1	0.00% 0	100% 12
My advisor's information about programs helped me clarify my college plans.	50.00% 6	16.67% 2	8.33% 1	8.33% 1	16.67% 2	0.00% 0	100% 12
My advisor's information about career opportunities helped me clarify my career goals.	41.67% 5	16.67% 2	0.00% 0	8.33% 1	16.67% 2	16.67% 2	100% 12
Information from my advisor clarified or simplified college requirements or procedures (e.g., degree requirements, drop/add, registration, etc.)	50.00% 6	16.67% 2	8.33% 1	8.33% 1	16.67% 2	0.00% 0	100% 12
I obtained helpful information from my advisor about resources and services on campus (e.g., student services, counseling, financial aid, etc.)	50.00% 6	8.33% 1	16.67% 2	0.00% 0	25.00% 3	0.00% 0	100% 12

Question 7: Did your advisor place final responsibility on you for decision making?



Question	Strongly Agree (1)	(2)	(3)	(4)	Strongly Disagree (5)	N/A	Total
As appropriate, my advisor places final responsibility for making decisions on me	66.67% 8	8.33% 1	0.00% 0	8.33% 1	16.67% 2	0.00% 0	100% 12

Question 8: How would you rate your overall advising experience with your present advisor?



■ Extremely Positive (1)
 ■ N/A
 ■ (3)
 ■ (4)
 ■ (2)
 ■ Extremely Negative

Question	Extremely Positive (1)	(2)	(3)	(4)	Extremely Negative (5)	N/A	Total
How would you rate your overall advising experience with your present advisor?	58.33% 7	8.33% 1	8.33% 1	16.67% 2	8.33% 1	0.00% 0	100% 12

Question 9: Rank the three most important purposes for utilizing your advisor.

Question	1	2	3	Total
Career Planning (1st)	25.00% 2	37.50% 3	37.50% 3	100% 8
Selecting courses for your schedule (2nd)	33.33% 2	16.67% 1	50.00% 3	100% 6
Information about your skills, abilities, potential, etc. (3rd)	20.00% 1	60.00% 3	20.00% 1	100% 5
Discussing your grades or academic performance	40.00% 2	20.00% 1	40.00% 2	100% 5
Discussing a course you are taking	50.00% 2	25.00% 1	25.00% 1	100% 4
Information about college requirements and/or procedures	66.67% 2	33.33% 1	0.00% 0	100% 3
Personal concerns	0.00% 0	66.67% 2	33.33% 1	100% 3
Information about college services or resources	0.00% 0	0.00% 0	100.00% 1	100% 1
Other	100.00% 1	0.00% 0	0.00% 0	100% 1
Choosing a major	0.00% 0	0.00% 0	0.00% 0	100% 0
Getting a signature	0.00% 0	0.00% 0	0.00% 0	100% 0