

Framingham State University



Academic Advising Survey Report 2020-21

(Appendix H)

Criminology

Total Respondents: 38

Office of Institutional Assessment

Mark Nicholas, Ph.D.

Brittany Brown, M.Ed., Staff Assistant

Jena Shepard, B.S., Administrative Assistant

June 2021

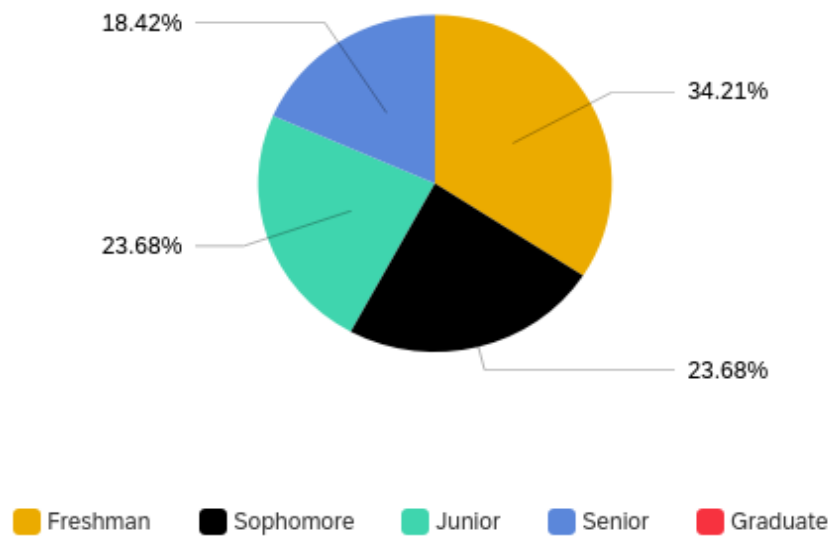
Table of Contents

Class of Respondents	3
Major of Undergraduate Respondents	3
Question 3: How many advising sessions, including telephone and e-mail contacts, have you had with your advisor during this academic year?	4
Question 4: How much time did you spend in those sessions on average?	5
Question 5 (a): Have you been able to visit your advisor when you need to?	6
Question 5 (b): Have you been able to spend as much time with your advisor as needed?	7
Question 6: Please describe your experience with your present advisor.	8
Question 7: Did your advisor place final responsibility on you for decision making?	9
Question 8: How would you rate your overall advising experience with your present advisor?	10
Question 9: Rank the three most important purposes for utilizing your advisor	11

Survey Response Report

The following is a detailed analysis of the survey response data.

Class of Respondents

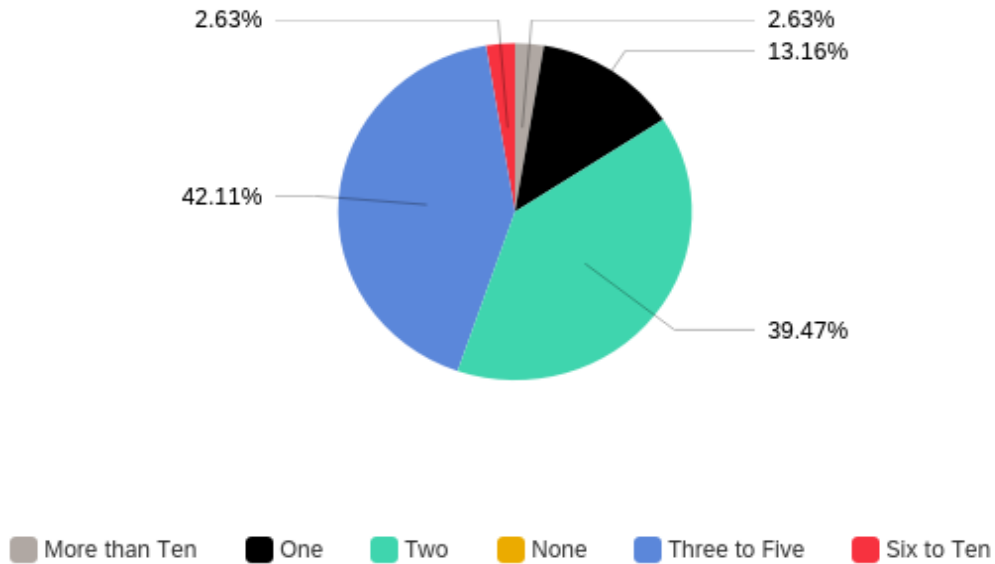


Answer	Response Percent	Response Count
Freshman	34.21%	13
Sophomore	23.68%	9
Junior	23.68%	9
Senior	18.42%	7
Graduate	0.00%	0
Total	100%	38

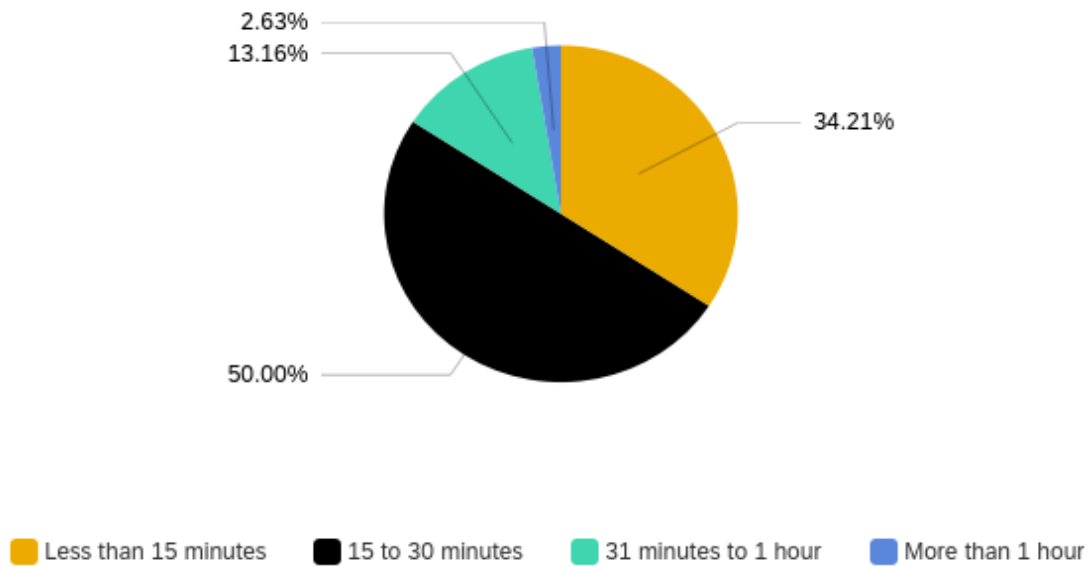
Major of Undergraduate Respondents

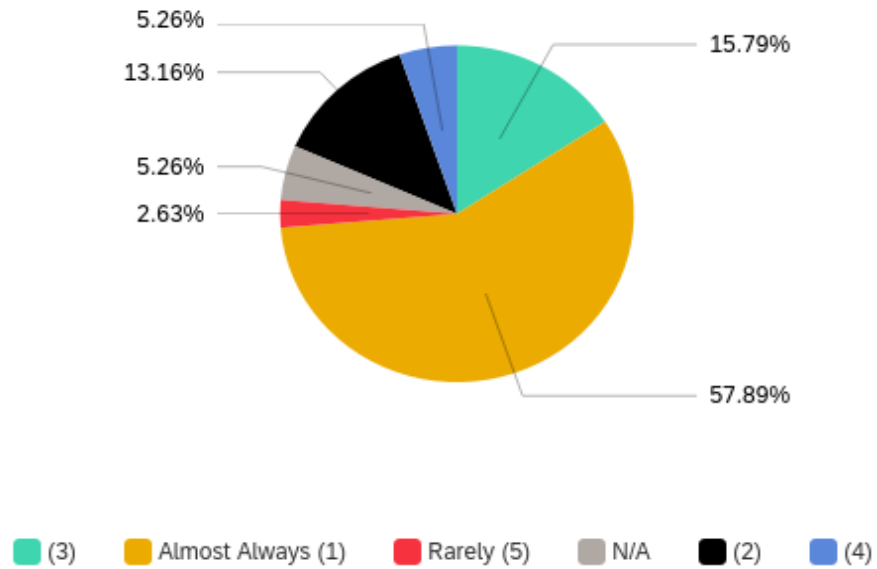
Answer	Response Percent	Response Count
Criminology	100.00%	38
Total	100%	38

Question 3: How many advising sessions, including telephone and e-mail contacts, have you had with your advisor during this academic year?



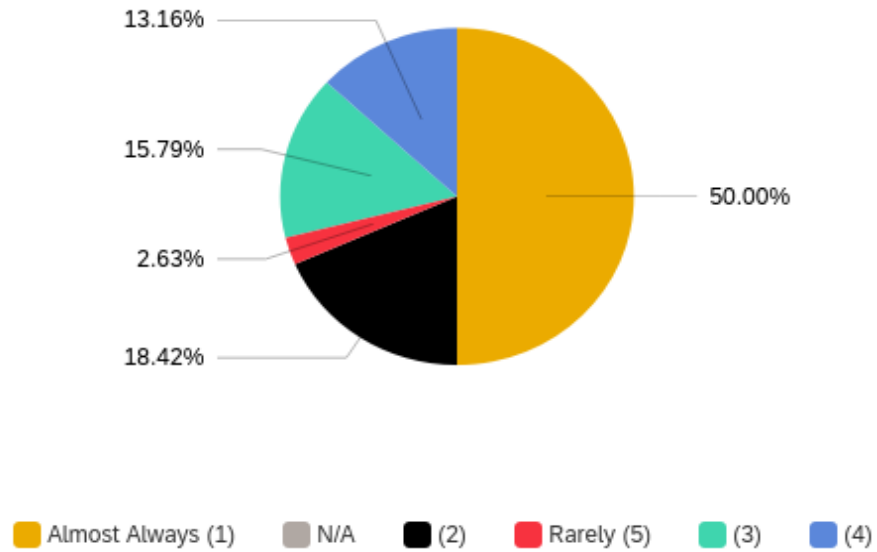
Answer	Response Percent	Response Count
Three to Five	42.11%	16
Two	39.47%	15
One	13.16%	5
Six to Ten	2.63%	1
More than Ten	2.63%	1
None	0.00%	0
Total	100%	38

Question 4: How much time did you spend in those sessions on average?

Question 5 (a): Have you been able to visit your advisor when you need to?

Question	Almost Always (1)	(2)	(3)	(4)	Rarely (5)	N/A	Total
I have been able to visit my advisor when I needed to.	57.89% 22	13.16% 5	15.79% 6	5.26% 2	2.63% 1	5.62% 2	100% 38

Question 5 (b): Have you been able to spend as much time with your advisor as needed?

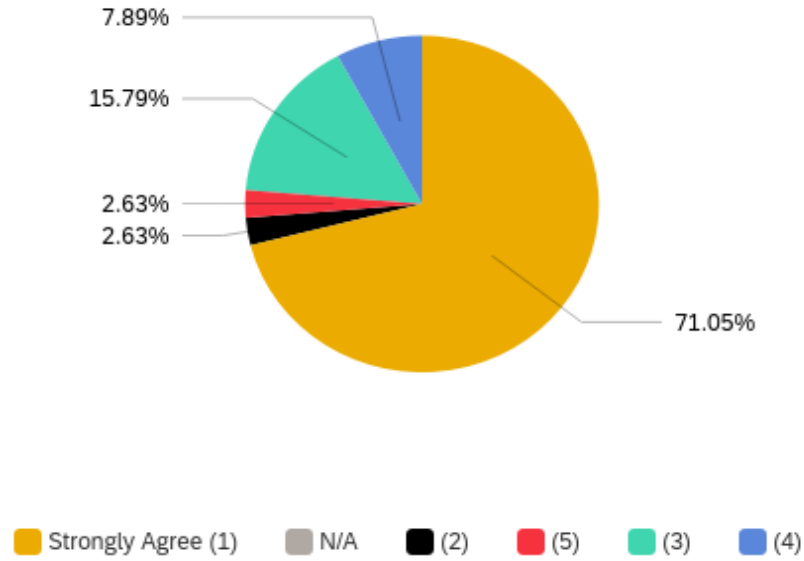


Question	Almost Always (1)	(2)	(3)	(4)	Rarely (5)	N/A	Total
I was able to spend as much time with my advisor as needed.	50.00% 19	18.42% 7	15.79% 6	13.16% 5	2.63% 1	0.00% 0	100% 38

Question 6: Please describe your experience with your present advisor.

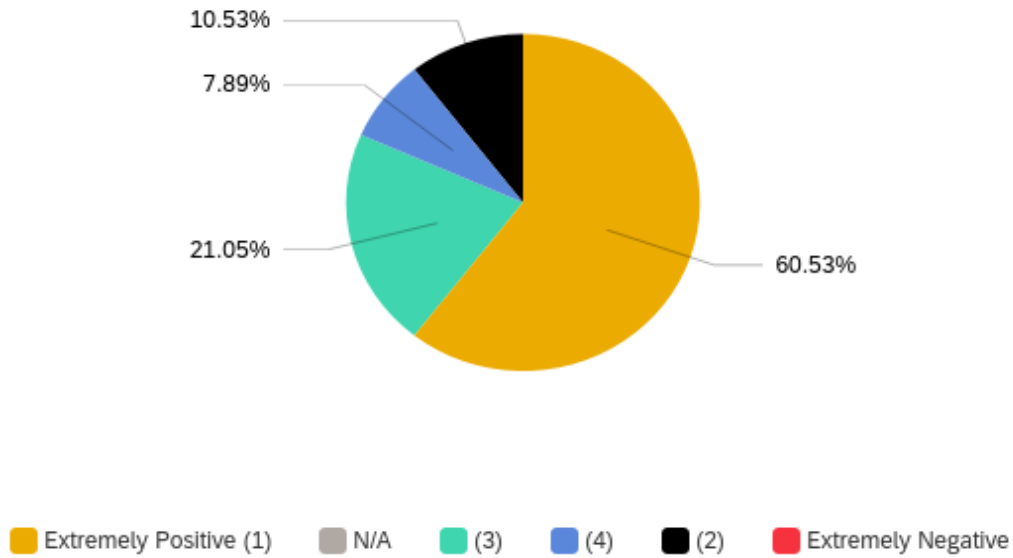
Question	Very Much (1)	(2)	(3)	(4)	Not at All (5)	N/A	Total
Information from my advisor helped me select courses.	57.89% 22	13.16% 5	23.68% 9	2.63% 1	2.63% 1	0.00% 0	100% 38
My advisor's information about programs helped me clarify my college plans.	42.11% 16	15.79% 6	28.95% 11	2.63% 1	5.26% 2	5.26% 2	100% 38
My advisor's information about career opportunities helped me clarify my career goals.	34.21% 13	15.79% 6	21.05% 8	7.89% 3	13.16% 5	7.89% 3	100% 38
Information from my advisor clarified or simplified college requirements or procedures (e.g., degree requirements, drop/add, registration, etc.)	52.63% 20	18.42% 7	15.79% 6	7.89% 3	2.63% 1	2.63% 1	100% 38
I obtained helpful information from my advisor about resources and services on campus (e.g., student services, counseling, financial aid, etc.)	44.74% 17	21.05% 8	10.53% 4	15.79% 6	7.89% 3	0.00% 0	100% 38

Question 7: Did your advisor place final responsibility on you for decision making?



Question	Strongly Agree (1)	(2)	(3)	(4)	Strongly Disagree (5)	N/A	Total
As appropriate, my advisor places final responsibility for making decisions on me.	71.05% 27	2.63% 1	15.79% 6	7.89% 3	2.63% 1	0.00% 0	100% 38

Question 8: How would you rate your overall advising experience with your present advisor?



Question	Extremely Positive (1)	(2)	(3)	(4)	Extremely Negative (5)	N/A	Total
How would you rate your overall advising experience with your present advisor?	60.53% 23	10.53% 4	21.05% 8	7.89% 3	0.00% 0	0.00% 0	100% 38

Question 9: Rank the three most important purposes for utilizing your advisor.

Question	1	2	3	Total
Selecting courses for your schedule (1st)	39.29% 11	35.71% 10	25.00% 7	100% 28
Career Planning (2nd)	57.89% 11	15.79% 3	26.32% 5	100% 19
Discussing a course you are taking (3rd)	37.50% 6	31.25% 5	31.25% 5	100% 16
Information about college requirements and/or procedures	28.57% 4	50.00% 7	21.43% 3	100% 14
Discussing your grades or academic performance	8.33% 1	16.67% 2	75.00% 9	100% 12
Information about your skills, abilities, potential, etc.	14.29% 1	42.86% 3	42.86% 3	100% 7
Choosing a major	0.00% 0	40.00% 2	60.00% 3	100% 5
Getting a signature	75.00% 3	0.00% 0	25.00% 1	100% 4
Information about college services or resources	0.00% 0	33.33% 1	66.67% 2	100% 3
Other	33.33% 1	66.67% 2	0.00% 0	100% 3
Personal concerns	0.00% 0	100.00% 3	0.00% 0	100% 3