

Framingham State University



Academic Advising Survey Report 2020-21

(Appendix H)

Accounting, Economics, and Finance

Total Respondents: 22

Office of Institutional Assessment

Mark Nicholas, Ph.D.

Brittany Brown, M.Ed., Staff Assistant

Jena Shepard, B.S., Administrative Assistant

June 2021

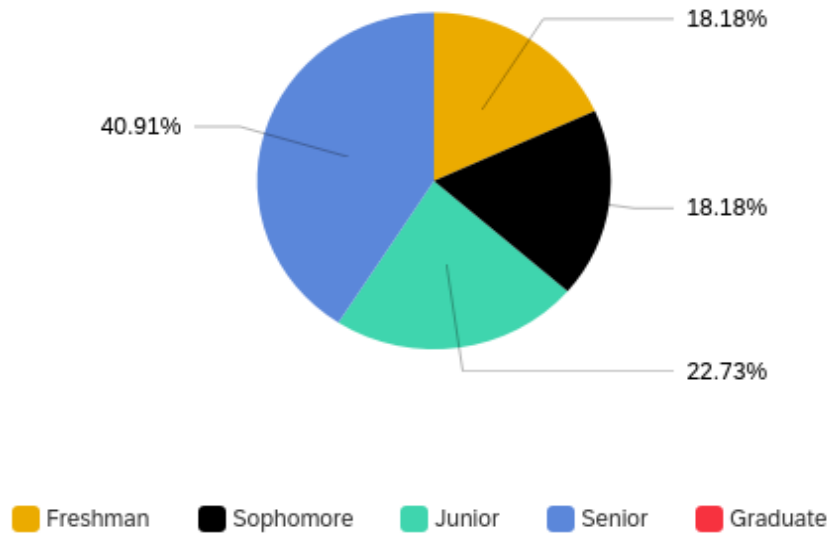
Table of Contents

Class of Respondents	3
Major of Undergraduate Respondents	3
Question 3: How many advising sessions, including telephone and e-mail contacts, have you had with your advisor during this academic year?	4
Question 4: How much time did you spend in those sessions on average?.....	5
Question 5 (a): Have you been able to visit your advisor when you need to?.....	6
Question 5 (b): Have you been able to spend as much time with your advisor as needed?	7
Question 6: Please describe your experience with your present advisor.	8
Question 7: Did your advisor place final responsibility on you for decision making?	9
Question 8: How would you rate your overall advising experience with your present advisor?.....	10
Question 9: Rank the three most important purposes for utilizing your advisor.....	11
Question 23: Please indicate your level of agreement with the items below based on your experience:	12

Survey Response Report

The following is a detailed analysis of the survey response data.

Class of Respondents

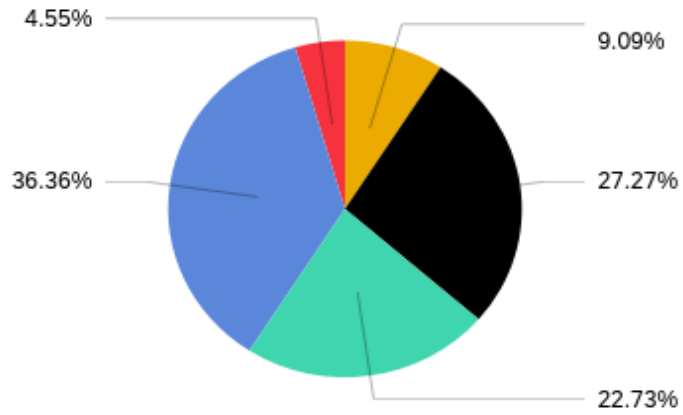


Answer	Response Percent	Response Count
Senior	40.91%	9
Junior	22.73%	5
Freshman	18.18%	4
Sophomore	18.18%	4
Graduate	0.00%	0
Total	100%	22

Major of Undergraduate Respondents

Answer	Response Percent	Response Count
Finance	54.55%	12
Accounting	45.45%	10
Total	100%	22

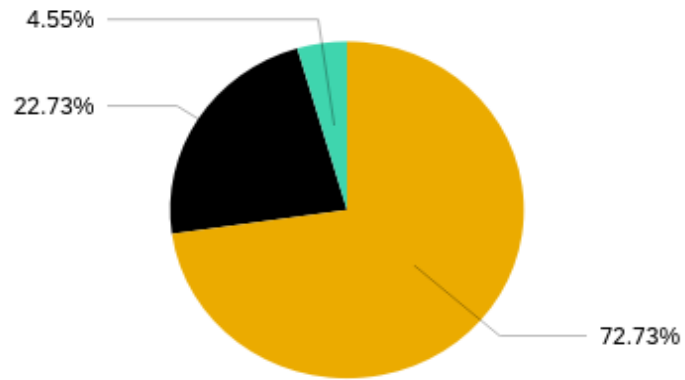
Question 3: How many advising sessions, including telephone and e-mail contacts, have you had with your advisor during this academic year?



■ None
 ■ One
 ■ Two
 ■ Three to Five
 ■ Six to Ten
 ■ More than Ten

Answer	Response Percent	Response Count
Three to Five	36.36%	8
One	27.27%	6
Two	22.73%	5
None	9.09%	2
Six to Ten	4.55%	1
More than Ten	0.00%	0
Total	100%	22

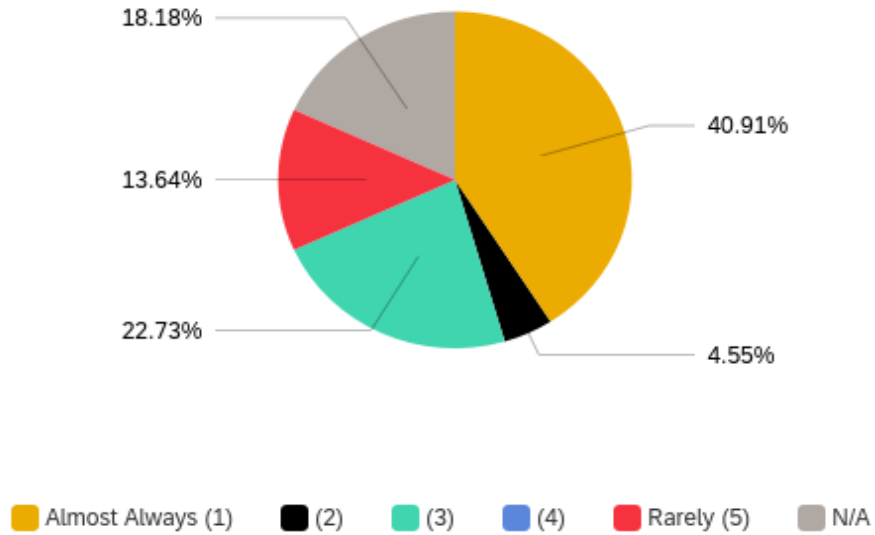
Question 4: How much time did you spend in those sessions on average?



■ Less than 15 minutes
 ■ 15 to 30 minutes
 ■ 31 minutes to 1 hour
 ■ More than 1 hour

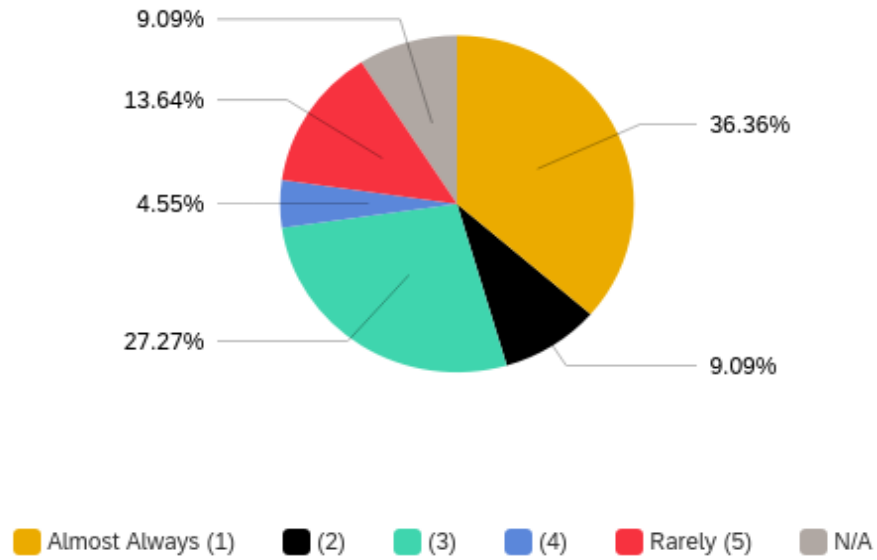
Answer	Response Percent	Response Count
Less than 15 minutes	72.73%	16
15 to 30 minutes	22.73%	5
31 minutes to 1 hour	4.55%	1
More than 1 hour	0.00%	0
Total	100%	22

Question 5 (a): Have you been able to visit your advisor when you need to?



Question	Almost Always (1)	(2)	(3)	(4)	Rarely (5)	N/A	Total
I have been able to visit my advisor when I needed to.	40.91% 9	4.55% 1	22.73% 5	0.00% 0	13.64% 3	18.18% 4	100% 22

Question 5 (b): Have you been able to spend as much time with your advisor as needed?

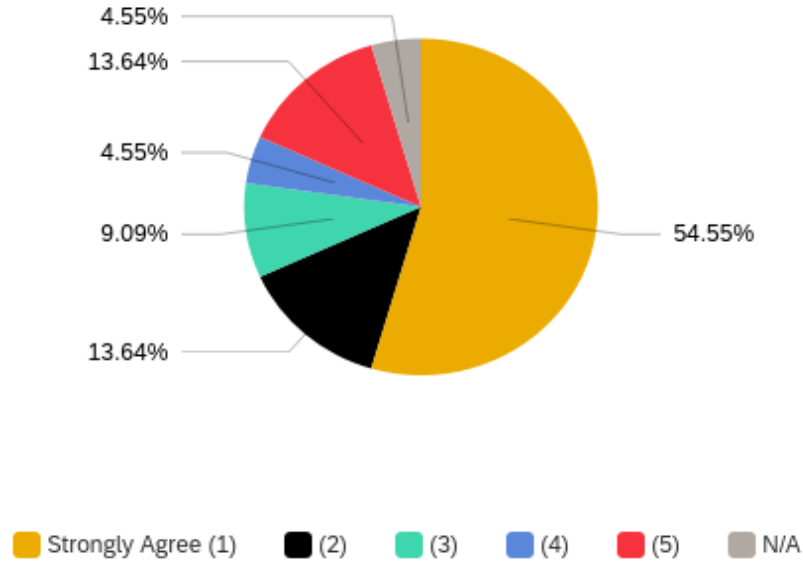


Question	Almost Always (1)	(2)	(3)	(4)	Rarely (5)	N/A	Total
I was able to spend as much time with my advisor as needed.	36.36% 8	9.09% 2	27.27% 6	4.55% 1	13.64% 3	9.09% 2	100% 22

Question 6: Please describe your experience with your present advisor.

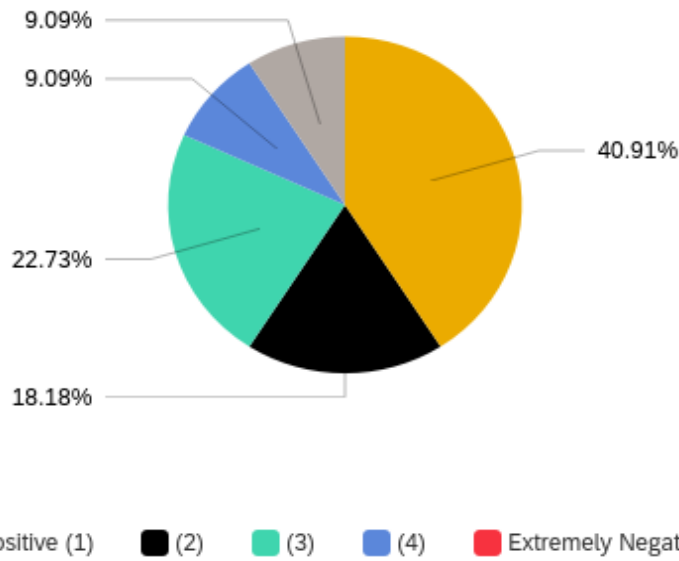
Question	Very Much (1)	(2)	(3)	(4)	Not at All (5)	N/A	Total
Information from my advisor helped me select courses.	36.36% 8	18.18% 4	18.18% 4	4.55% 1	13.64% 3	9.09% 2	100% 22
My advisor's information about programs helped me clarify my college plans.	40.91% 9	9.09% 2	18.18% 4	9.09% 2	18.18% 4	4.55% 1	100% 22
My advisor's information about career opportunities helped me clarify my career goals.	31.82% 7	18.18% 4	18.18% 4	4.55% 1	18.18% 4	9.09% 2	100% 22
Information from my advisor clarified or simplified college requirements or procedures (e.g., degree requirements, drop/add, registration, etc.)	40.91% 9	4.55% 1	22.73% 5	9.09% 2	13.64% 3	9.09% 2	100% 22
I obtained helpful information from my advisor about resources and services on campus (e.g., student services, counseling, financial aid, etc.)	40.91% 9	0.00% 0	9.09% 2	22.73% 5	9.09% 2	18.18% 4	100% 22

Question 7: Did your advisor place final responsibility on you for decision making?



Question	Strongly Agree (1)	(2)	(3)	(4)	Strongly Disagree (5)	N/A	Total
As appropriate, my advisor places final responsibility for making decisions on me.	54.55% 12	13.64% 3	9.09% 2	4.55% 1	13.64% 3	4.55% 1	100% 22

Question 8: How would you rate your overall advising experience with your present advisor?



Question	Extremely Positive (1)	(2)	(3)	(4)	Extremely Negative (5)	N/A	Total
How would you rate your overall advising experience with your present advisor?	40.91% 9	18.18% 4	22.73% 5	9.09% 2	0.00% 0	9.09% 2	100% 22

Question 9: Rank the three most important purposes for utilizing your advisor.

Question	1	2	3	Total
Selecting courses for your schedule (1st)	46.67% 7	40.00% 6	13.33% 2	100% 15
Career Planning (2nd)	66.67% 8	33.33% 4	0.00% 0	100% 12
Discussing a course you are taking (3rd)	20.00% 2	30.00% 3	50.00% 5	100% 10
Information about college requirements and/or procedures	33.33% 3	33.33% 3	33.33% 3	100% 9
Information about college services or resources	14.29% 1	14.29% 1	71.43% 5	100% 7
Information about your skills, abilities, potential, etc.	0.00% 0	40.00% 2	60.00% 3	100% 5
Discussing your grades or academic performance	0.00% 0	33.33% 1	66.67% 2	100% 3
Choosing a major	0.00% 0	100.00% 2	0.00% 0	100% 2
Getting a signature	100.00% 1	0.00% 0	0.00% 0	100% 1
Other	0.00% 0	0.00% 0	100.00% 1	100% 1
Personal concerns	0.00% 0	0.00% 0	100.00% 1	100% 1

Question 23: Please indicate your level of agreement with the items below based on your experience:

Question	Strongly Agree	Agree	Neutral	Disagree	Strongly Disagree	N/A	Total
I have been able to attend a group advising session	4.55% 1	13.64% 3	18.18% 4	27.27% 6	9.09% 2	27.27% 6	100% 22
I have been able to receive sufficient academic help from a group advising session.	13.64% 3	13.64% 3	18.18% 4	22.73% 5	0.00% 0	31.82% 7	100% 22
The department of business has provided advice, support and motivation that will ensure that I successfully complete my degree program	27.27% 6	27.27% 6	18.18% 4	13.64% 3	4.55% 1	9.09% 2	100% 22