



**Discover. Achieve. Succeed**

**FRAMINGHAM STATE UNIVERSITY**

**Office of Assessment**

**2016 Academic Advising Survey Report**

**Fashion Design and Retailing**

**Total Respondents: 7**

**(Appendix H)**

Mark Nicholas, Ph.D., Director of Assessment

Brittany Brown, BA, Staff Assistant

<https://www.framingham.edu/about-fsu/office-of-assessment/>

June 2016

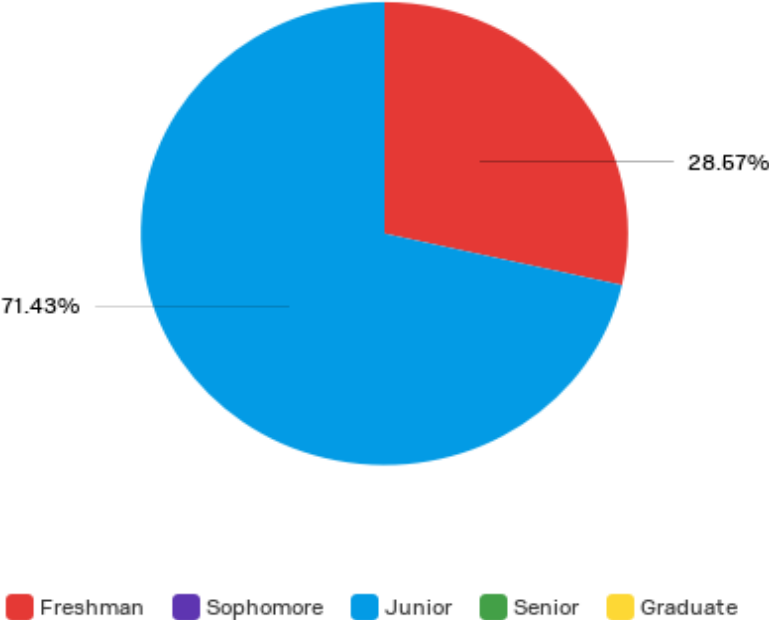
## Table of Contents

Respondent's Class .....	3
Majors of Undergraduate Respondents .....	4
Question 3: How many advising sessions, including telephone and e-mail contacts, have you had with your advisor during this academic year? .....	5
Question 4: How much time did you spend in those sessions on average?.....	6
Question 5 (a): Have you been able to visit your advisor when you need to?.....	7
Question 5 (b): Have you been able to spend as much time with your advisor as needed? .....	8
Question 6: Please describe your experience with your present advisor. ....	9
Question 7: Did your advisor place final responsibility on you for decision making? .....	10
Question 8: How would you rate your overall advising experience with your present advisor?.....	11
Question 9: Rank the three most important purposes for utilizing your advisor.....	12

# Survey Response Report

The following is a detailed analysis of the survey response data.

## Respondent's Class

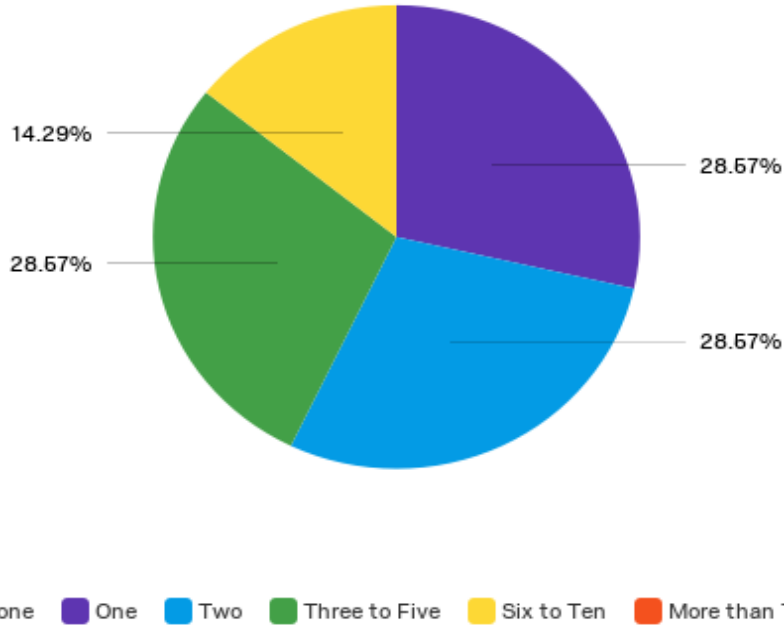


Answer	Response Percent	Response Count
Freshman	28.57%	2
Sophomore	0.00%	0
Junior	71.43%	5
Senior	0.00%	0
Graduate	0.00%	0
<b>Total</b>	<b>100%</b>	<b>7</b>

### Majors of Undergraduate Respondents

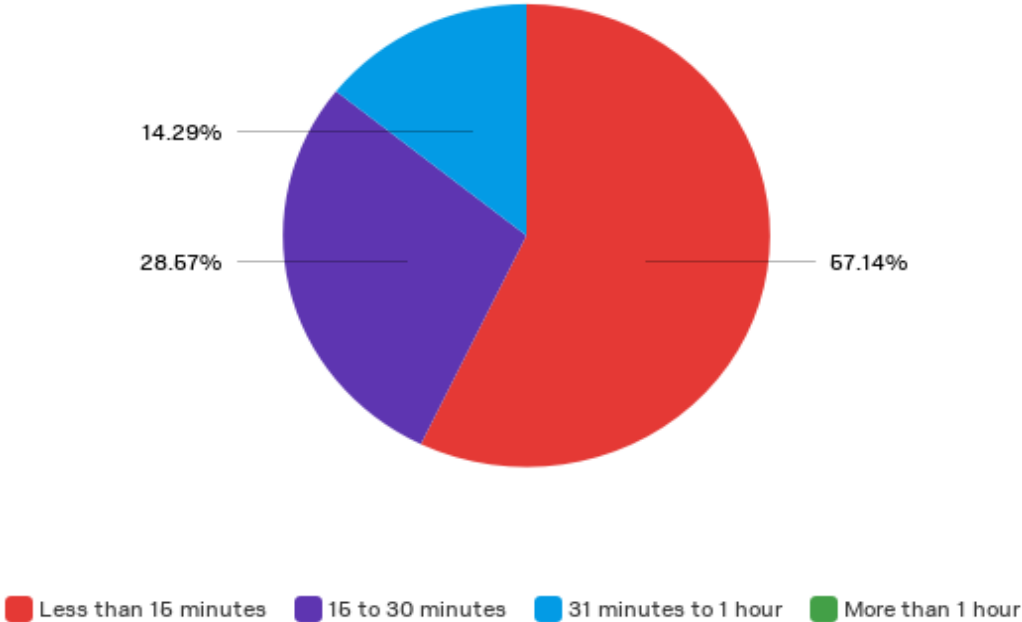
<b>Answer</b>	<b>Response Percent</b>	<b>Response Count</b>
Fashion Design and Retailing	100.00%	7
<b>Total</b>	<b>100%</b>	<b>7</b>

**Question 3: How many advising sessions, including telephone and e-mail contacts, have you had with your advisor during this academic year?**



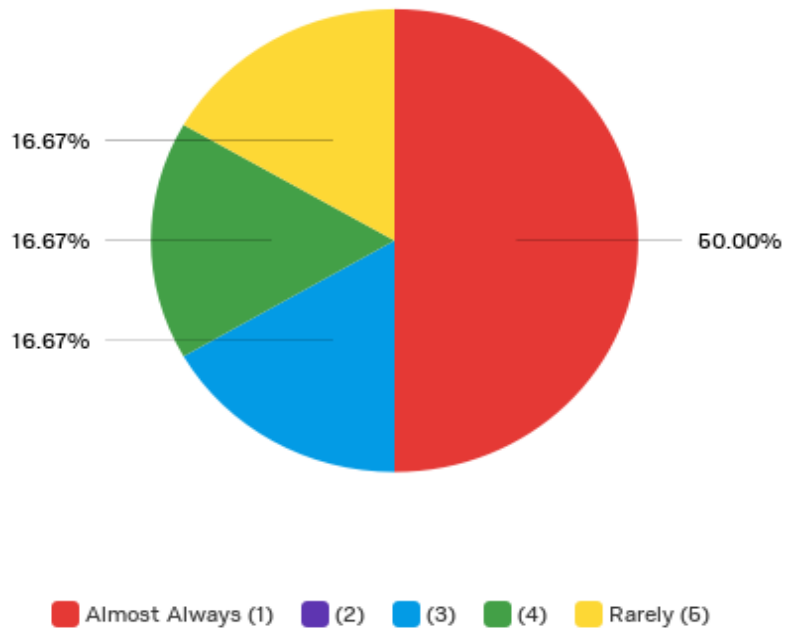
Answer	Response Percent	Response Count
None	0.00%	0
One	28.57%	2
Two	28.57%	2
Three to Five	28.57%	2
Six to Ten	14.29%	1
More than Ten	0.00%	0
<b>Total</b>	<b>100%</b>	<b>7</b>

**Question 4: How much time did you spend in those sessions on average?**



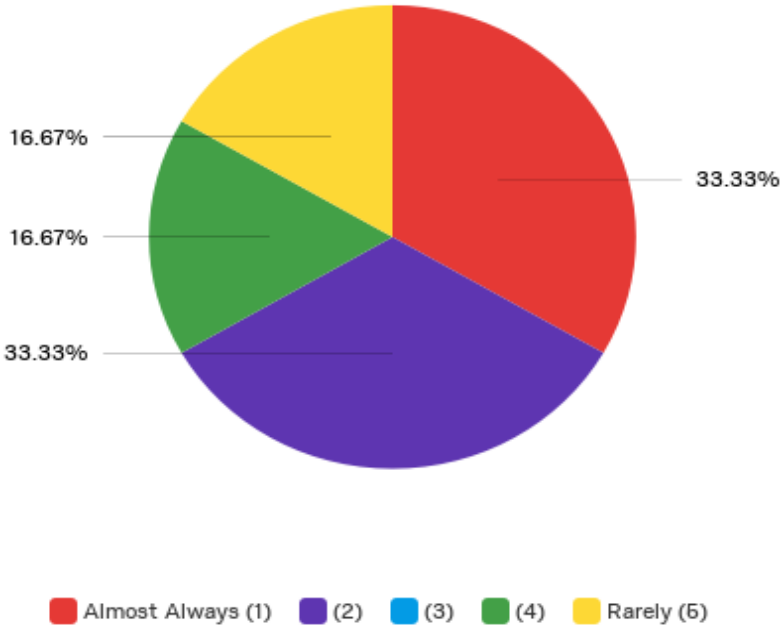
Answer	Response Percent	Response Count
Less than 15 minutes	57.14%	4
15 to 30 minutes	28.57%	2
31 minutes to 1 hour	14.29%	1
More than 1 hour	0.00%	0
<b>Total</b>	<b>100%</b>	<b>7</b>

**Question 5 (a): Have you been able to visit your advisor when you need to?**



Question	Almost Always (1)	(2)	(3)	(4)	Rarely (5)	Total	Weighted Average
I have been able to visit my advisor when I needed to.	<b>50.00%</b> 3	<b>0.00%</b> 0	<b>16.67%</b> 1	<b>16.67%</b> 1	<b>16.67%</b> 1	6	2.50

**Question 5 (b): Have you been able to spend as much time with your advisor as needed?**



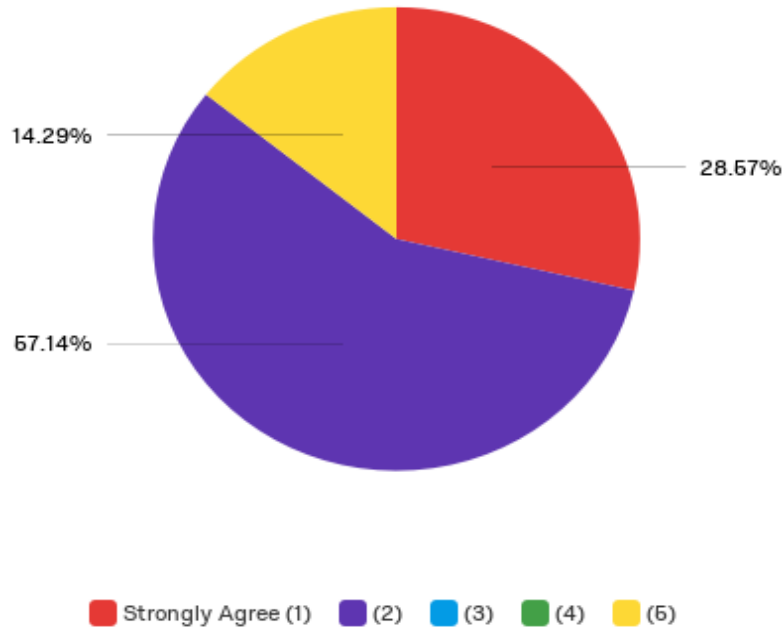
Question	Almost Always (1)	(2)	(3)	(4)	Rarely (5)	Total	Weighted Average
I was able to spend as much time with my advisor as needed.	<b>33.33%</b> 2	<b>33.33%</b> 2	<b>0.00%</b> 0	<b>16.67%</b> 1	<b>16.67%</b> 1	6	2.50



**Question 6: Please describe your experience with your present advisor.**

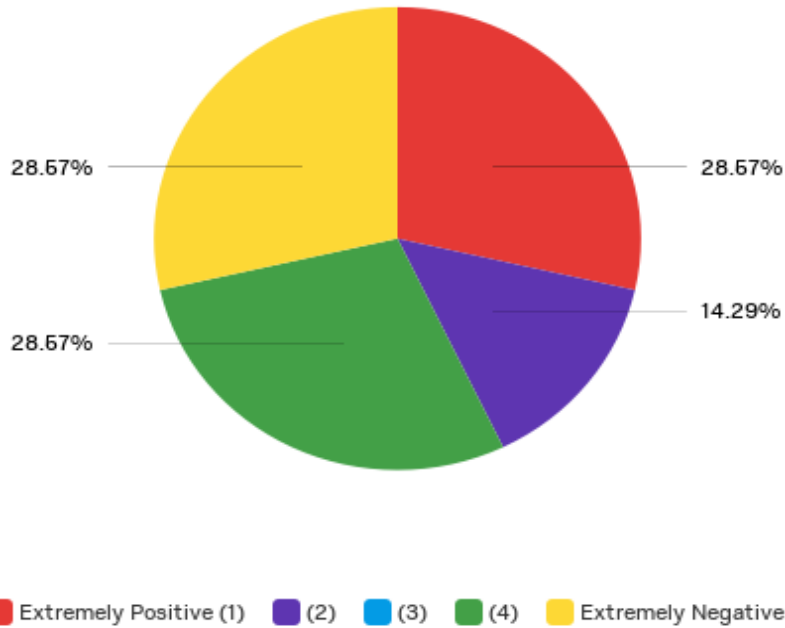
Question	Very Much (1)	(2)	(3)	(4)	Not at All (5)	(N/A)	Total	Weighted Average
Information from my advisor helped me select courses.	<b>28.57%</b> 2	<b>14.29%</b> 1	<b>28.57%</b> 2	<b>0.00%</b> 0	<b>28.57%</b> 2	<b>0.00%</b> 0	7	2.86
My advisor's information about programs helped me clarify my college plans.	<b>28.57%</b> 2	<b>14.29%</b> 1	<b>0.00%</b> 0	<b>14.29%</b> 1	<b>42.86%</b> 3	<b>0.00%</b> 0	7	3.29
My advisor's information about career opportunities helped me clarify my career goals.	<b>0.00%</b> 0	<b>14.29%</b> 1	<b>28.57%</b> 2	<b>14.29%</b> 1	<b>42.86%</b> 3	<b>0.00%</b> 0	7	3.86
Information from my advisor clarified or simplified college requirements or procedures (e.g., degree requirements, drop/add, registration, etc.)	<b>14.29%</b> 1	<b>28.57%</b> 2	<b>14.29%</b> 1	<b>14.29%</b> 1	<b>28.57%</b> 2	<b>0.00%</b> 0	7	3.14
I obtained helpful information from my advisor about resources and services on campus (e.g., student services, counseling, financial aid, etc.)	<b>0.00%</b> 0	<b>14.29%</b> 1	<b>42.86%</b> 3	<b>0.00%</b> 0	<b>42.86%</b> 3	<b>0.00%</b> 0	7	3.71

**Question 7: Did your advisor place final responsibility on you for decision making?**



Question	Strongly Agree (1)	(2)	(3)	(4)	Strongly Disagree (5)	Total	Weighted Average
As appropriate, my advisor places final responsibility for making decisions on me	<b>28.57%</b> 2	<b>57.14%</b> 4	<b>0.00%</b> 0	<b>0.00%</b> 0	<b>14.29%</b> 1	<b>100.00%</b> 7	2.14

**Question 8: How would you rate your overall advising experience with your present advisor?**



Question	Extremely Positive (1)	(2)	(3)	(4)	Extremely Negative (5)	Total	Weighted Average
How would you rate your overall advising experience with your present advisor?	<b>28.57%</b> 2	<b>14.29%</b> 1	<b>0.00%</b> 0	<b>28.57%</b> 2	<b>28.57%</b> 2	<b>100.00%</b> 7	3.14

**Question 9: Rank the three most important purposes for utilizing your advisor.**

Question	1	2	3	Total
Discussing a course you are taking	<b>50.00%</b> 2	<b>50.00%</b> 2	<b>0.00%</b> 0	4
Career Planning	<b>66.67%</b> 2	<b>33.33%</b> 1	<b>0.00%</b> 0	3
Selecting courses for your schedule	<b>28.57%</b> 2	<b>14.29%</b> 1	<b>57.14%</b> 4	7
Information about college requirements and/or procedures	<b>33.33%</b> 1	<b>0.00%</b> 0	<b>66.67%</b> 2	3
Choosing a major	<b>0.00%</b> 0	<b>100.00%</b> 1	<b>0.00%</b> 0	1
Getting a signature	<b>0.00%</b> 0	<b>100.00%</b> 1	<b>0.00%</b> 0	1
Personal concerns	<b>0.00%</b> 0	<b>100.00%</b> 1	<b>0.00%</b> 0	1
Information about college services or resources	<b>0.00%</b> 0	<b>0.00%</b> 0	<b>100.00%</b> 1	1
Discussing your grades or academic performance	<b>0.00%</b> 0	<b>0.00%</b> 0	<b>0.00%</b> 0	0
Information about your skills, abilities, potential, etc.	<b>0.00%</b> 0	<b>0.00%</b> 0	<b>0.00%</b> 0	0
Other	<b>0.00%</b> 0	<b>0.00%</b> 0	<b>0.00%</b> 0	0