



Discover. Achieve. Succeed

FRAMINGHAM STATE UNIVERSITY

Office of Assessment

2015 Academic Advising Survey Report

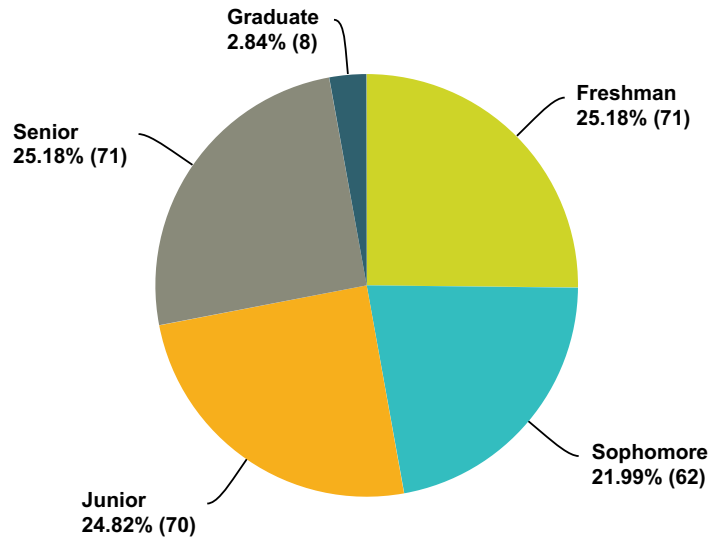
Total Respondents: 282

Mark Nicholas, Ph.D., Director of Assessment
Brittany Brown, BA, Staff Assistant

August 2015

Q1 Class:

Answered: 282 Skipped: 0



Answer Choices	Responses	
Freshman	25.18%	71
Sophomore	21.99%	62
Junior	24.82%	70
Senior	25.18%	71
Graduate	2.84%	8
Total		282

Academic Advising 2015

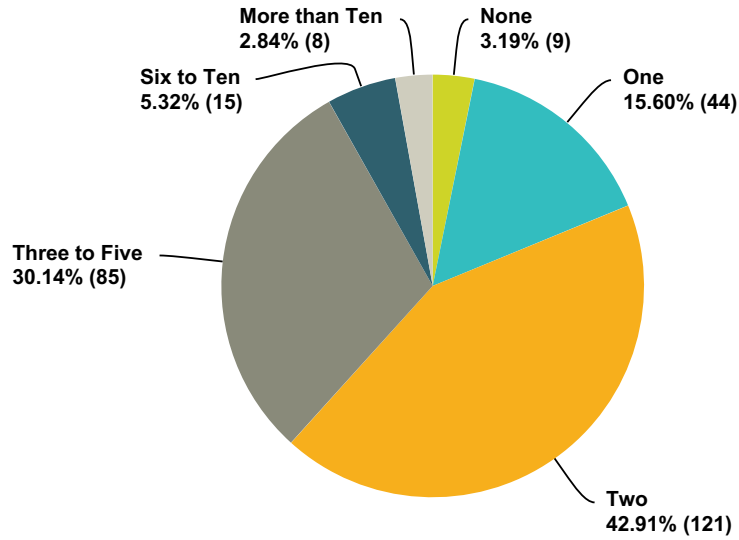
Q2 Major:

Answered: 282 Skipped: 0

Major	Number of Respondents
Art and Music	5
Biology	14
Business	27
Chemistry and Food Science	9
Communication Arts	12
Computer Science	8
Criminology	10
Education	26
English	16
Fashion Design and Retailing	10
Food and Nutrition	41
Geography/ Environmental Science	8
History	11
Liberal Studies	10
Mathematics	7
Nursing	5
Political Science	4
Philosophy and Psychology	27
Sociology	14
World Languages	3
Undeclared	14
None	1
Total	282

Q3 How many advising sessions, including telephone and e-mail contacts, have you had with your advisor during this academic year?

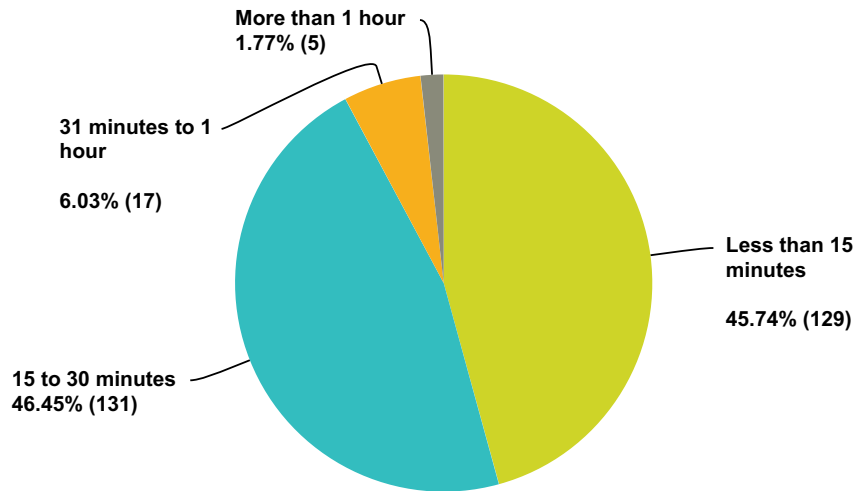
Answered: 282 Skipped: 0



Answer Choices	Responses
None	3.19% 9
One	15.60% 44
Two	42.91% 121
Three to Five	30.14% 85
Six to Ten	5.32% 15
More than Ten	2.84% 8
Total	282

Q4 How much time did you spend in those sessions on the average?

Answered: 282 Skipped: 0



Answer Choices	Responses	
Less than 15 minutes	45.74%	129
15 to 30 minutes	46.45%	131
31 minutes to 1 hour	6.03%	17
More than 1 hour	1.77%	5
Total		282

Q5 Please check the box on each of the following scales that most nearly describes your experience with your present advisor. Each scale has five boxes that represents the various levels between the two extremes.

Answered: 282 Skipped: 0

	Almost Always (1)	(2)	(3)	(4)	Rarely (5)	N/A	Total	Weighted Average
I have been able to visit my advisor when I needed to.	53.90% 152	14.54% 41	14.54% 41	6.38% 18	9.22% 26	1.42% 4	282	2.01
I have been able to spend as much time with my advisor as I needed.	47.52% 134	20.57% 58	10.28% 29	9.93% 28	9.93% 28	1.77% 5	282	2.13

Q6 Please check the box on each of the following scales that most nearly describes your experience with your present advisor. Each scale has five boxes that represents the various levels between the two extremes.

Answered: 282 Skipped: 0

	Very Much (1)	(2)	(3)	(4)	Not at All (5)	N/A	Total	Weighted Average
Information from my advisor has helped me select courses.	37.59% 106	21.63% 61	13.48% 38	10.99% 31	15.96% 45	0.35% 1	282	2.46
My advisor's information about programs has helped me clarify my college plans.	34.40% 97	19.15% 54	12.06% 34	13.12% 37	17.73% 50	3.55% 10	282	2.59
My advisor's information about career opportunities has helped me clarify my career goals.	23.76% 67	17.38% 49	14.54% 41	10.64% 30	23.05% 65	10.64% 30	282	2.91
Information from my advisor has clarified or simplified college requirements or procedures (e.g., degree requirements, drop/add, registration, etc.).	33.33% 94	24.11% 68	13.48% 38	10.99% 31	15.96% 45	2.13% 6	282	2.51
I have obtained helpful information from my advisor about resources and services on campus (e.g., student services, counseling, financial aid, etc.)	25.89% 73	17.73% 50	14.54% 41	11.70% 33	21.99% 62	8.16% 23	282	2.85

Q7 Please check the box on each of the following scales that most nearly describes your experience with your present advisor. Each scale has five boxes that represents the various levels between the two extremes.

Answered: 282 Skipped: 0

	Strongly Agree (1)	(2)	(3)	(4)	Strongly Disagree (5)	N/A	Total	Weighted Average
As appropriate, my advisor places final responsibility for making decisions on me.	57.80% 163	19.50% 55	10.99% 31	2.84% 8	4.96% 14	3.90% 11	282	1.73

Q8 Please check the box on each of the following scales that most nearly describes your experience with your present advisor. Each scale has five boxes that represents the various levels between the two extremes.

Answered: 282 Skipped: 0

	Extremely Positive (1)	(2)	(3)	(4)	Extremely Negative (5)	N/A	Total	Weighted Average
How would you rate your overall advising experience with your present advisor?	42.55% 120	21.28% 60	12.41% 35	14.18% 40	9.22% 26	0.35% 1	282	2.26

Q9 Rank the three most important purposes you do or would like to use an advisor for; place a (1) before the most important, (2) before the second most important, etc,

Answered: 282 Skipped: 0

Answer Options	The most important (1)	The second most important (2)	The third most important (3)	Total
Discussing a course you are taking	8.87% 25	9.22% 26	13.48% 38	89
Career planning	24.47% 69	16.67% 47	16.31% 46	162
Selecting courses for your schedule	36.88% 104	24.47% 69	9.57% 27	200
Information about college requirements and/or procedures	18.44% 52	23.40% 66	15.60% 44	162
Choosing a major	1.06% 3	4.26% 12	2.48% 7	22
Getting a signature	2.13% 6	3.55% 10	6.03% 17	33
Personal concerns	1.42% 4	2.48% 7	7.80% 22	33
Information about college services or resources	0.00% 0	4.26% 12	7.45% 21	33
Discussing your grades or academic performance	2.13% 6	6.38% 18	8.16% 23	47
Information about your skills, abilities, potential, etc.	2.84% 8	4.96% 14	10.64% 30	52
Other	1.77% 5	0.35% 1	2.48% 7	13
(please specify)				13
Total				282

(please specify)
Availability of classes/ offering courses with other schools
How and when to apply to grad school and those procedures.
My pin number
Get Pin Number to Register
Internships
Getting my pin number on time
For me all the above are things that are important to me. They all relate to my getting the best education I can get, with limited stress as possible
I have been unable to reach my advisor, and have received NO advice from her, and have only saw her once, in which she took great lengths to avoid me
important for my gaol future
Scholarship
Research project goals and discussion.
Volunteer or job experience
Registration