



Framingham State University

Office of Institutional Assessment

Academic Advising Survey Report 2017-18

(Appendix H)

Communication Arts

Total Respondents: 23

Mark Nicholas, Ph.D., Executive Director – Institutional Assessment

Brittany Brown, BA, Staff Assistant

July 2018

Table of Contents

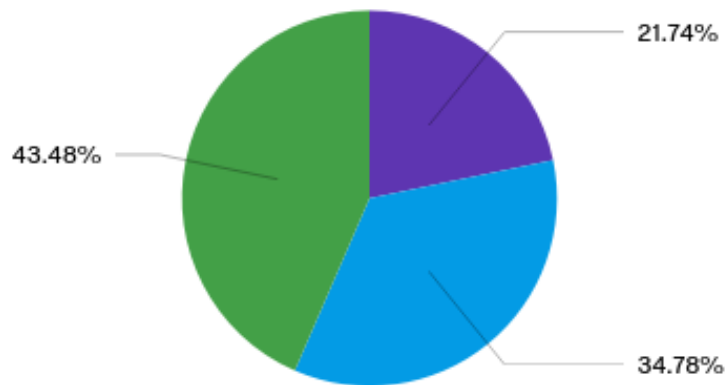
Respondent's Class	3
Majors of Undergraduate Respondents	4
Question 3: How many advising sessions, including telephone and e-mail contacts, have you had with your advisor during this academic year?	5
Question 4: How much time did you spend in those sessions on average?	6
Question 5 (a): Have you been able to visit your advisor when you need to?	7
Question 5 (b): Have you been able to spend as much time with your advisor as needed?	8
Question 6: Please describe your experience with your present advisor.	9
Question 7: Did your advisor place final responsibility on you for decision making?	10
Question 8: How would you rate your overall advising experience with your present advisor?	11
Question 9: Rank the three most important purposes for utilizing your advisor	12
Department Questions	13
Question 11: Please indicate your level of agreement with the items below based on your experience:	13



Survey Response Report

The following is a detailed analysis of the survey response data.

Respondent's Class



■ Freshman ■ Sophomore ■ Junior ■ Senior ■ Graduate

Answer	Response Percent	Response Count
Freshman	0.00%	0
Sophomore	21.74%	5
Junior	34.78%	8
Senior	43.48%	10
Graduate	0.00%	0
Total	100%	23

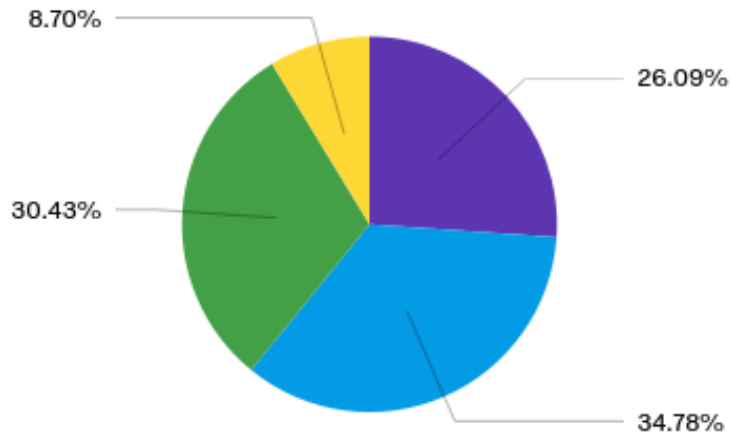


Majors of Undergraduate Respondents

Answer	Response Percent	Response Count
Communication Arts	100.00%	23
Total	100%	23



Question 3: How many advising sessions, including telephone and e-mail contacts, have you had with your advisor during this academic year?

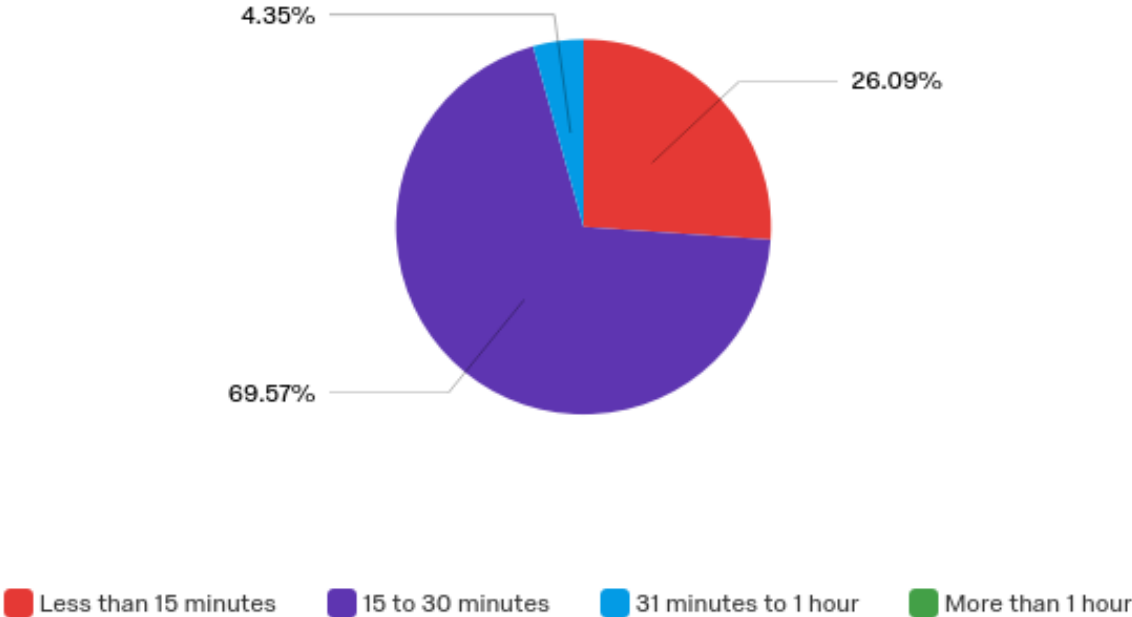


■ None
 ■ One
 ■ Two
 ■ Three to Five
 ■ Six to Ten
 ■ More than Ten

Answer	Response Percent	Response Count
None	0.00%	0
One	26.09%	6
Two	34.78%	8
Three to Five	30.43%	7
Six to Ten	8.70%	2
More than Ten	0.00%	0
Total	100%	23



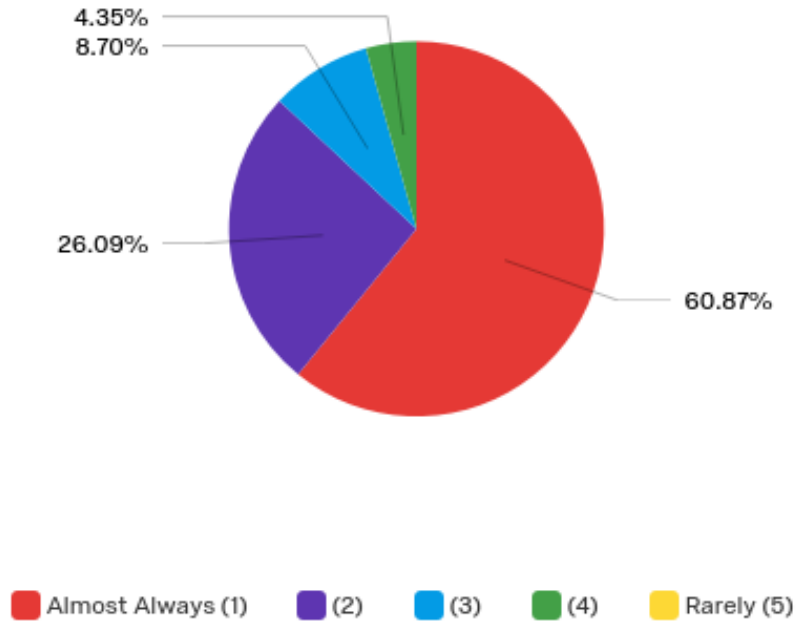
Question 4: How much time did you spend in those sessions on average?



Answer	Response Percent	Response Count
Less than 15 minutes	26.09%	6
15 to 30 minutes	69.57%	16
31 minutes to 1 hour	4.35%	1
More than 1 hour	0.00%	0
Total	100%	23



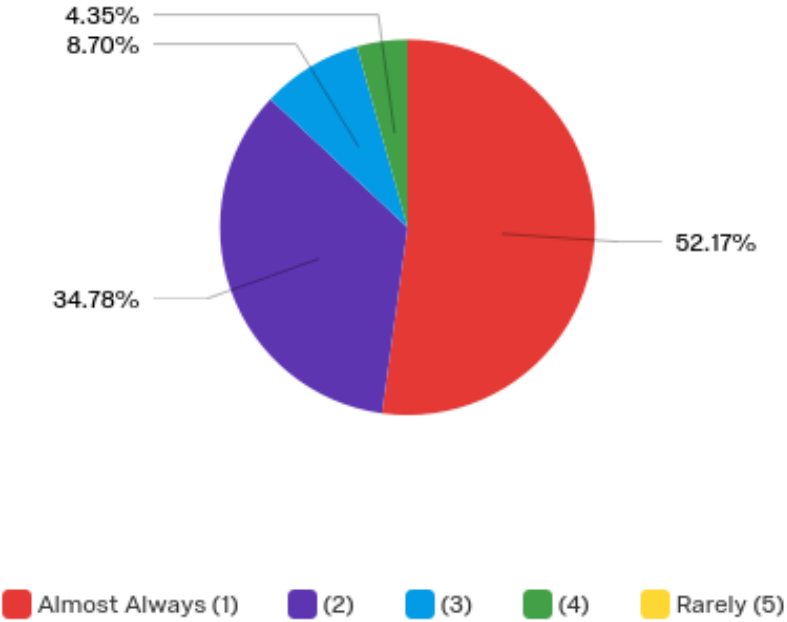
Question 5 (a): Have you been able to visit your advisor when you need to?



Question	Almost Always (1)	(2)	(3)	(4)	Rarely (5)	Total	Weighted Average
I have been able to visit my advisor when I needed to.	60.87% 14	26.09% 6	8.70% 2	4.35% 1	0.00% 0	100.00% 23	1.57



Question 5 (b): Have you been able to spend as much time with your advisor as needed?



Question	Almost Always (1)	(2)	(3)	(4)	Rarely (5)	Total	Weighted Average
I was able to spend as much time with my advisor as needed.	52.17% 12	34.78% 8	8.70% 2	4.35% 1	0.00% 0	100.00% 23	1.65

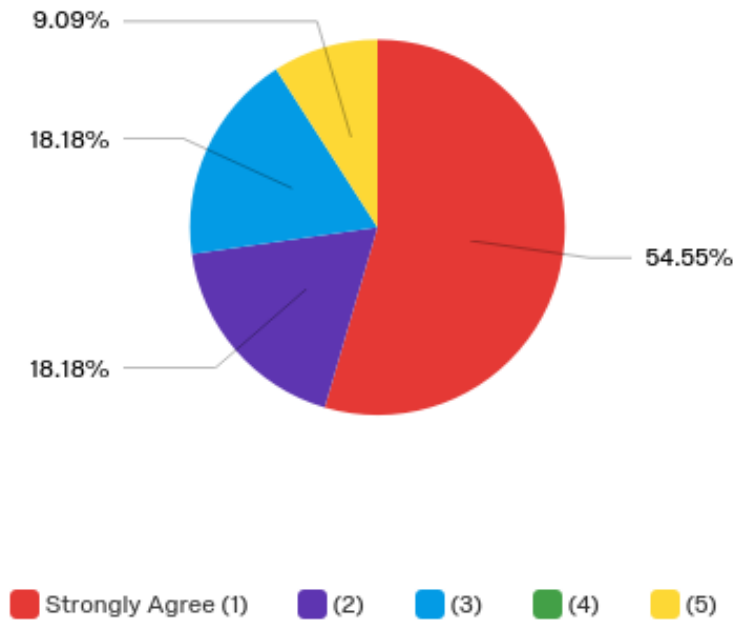


Question 6: Please describe your experience with your present advisor.

Question	Very Much (1)	(2)	(3)	(4)	Not at All (5)	(N/A)	Total	Weighted Average
Information from my advisor helped me select courses.	30.43% 7	13.04% 3	47.83% 11	4.35% 1	0.00% 0	4.35% 1	100.00% 23	2.43
My advisor's information about programs helped me clarify my college plans.	13.04% 3	39.13% 9	30.43% 7	8.70% 2	4.35% 1	4.35% 1	100.00% 23	2.65
My advisor's information about career opportunities helped me clarify my career goals.	8.70% 2	17.39% 4	30.43% 7	17.39% 4	13.04% 3	13.04% 3	100.00% 23	3.48
Information from my advisor clarified or simplified college requirements or procedures (e.g., degree requirements, drop/add, registration, etc.)	30.43% 7	43.48% 10	17.39% 4	4.35% 1	0.00% 0	4.35% 1	100.00% 23	2.13
I obtained helpful information from my advisor about resources and services on campus (e.g., student services, counseling, financial aid, etc.)	17.39% 4	34.78% 8	34.78% 8	0.00% 0	4.35% 1	8.70% 2	100.00% 23	2.65



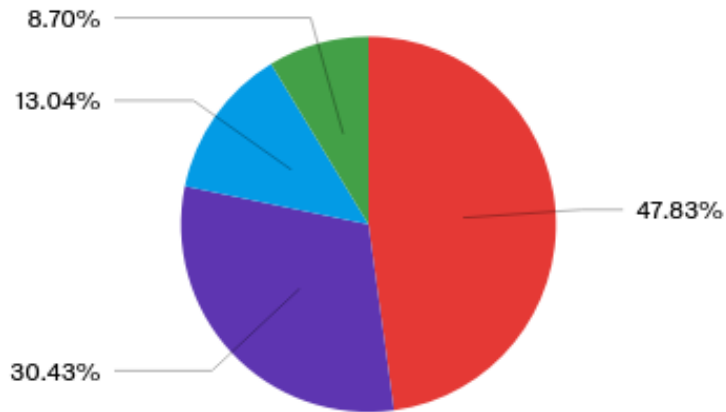
Question 7: Did your advisor place final responsibility on you for decision making?



Question	Strongly Agree (1)	(2)	(3)	(4)	Strongly Disagree (5)	Total	Weighted Average
As appropriate, my advisor places final responsibility for making decisions on me	54.55% 12	18.18% 4	18.18% 4	0.00% 0	9.09% 2	100.00% 2	1.91



Question 8: How would you rate your overall advising experience with your present advisor?



■ Extremely Positive (1)
 ■ (2)
 ■ (3)
 ■ (4)
 ■ Extremely Negative

Question	Extremely Positive (1)	(2)	(3)	(4)	Extremely Negative (5)	Total	Weighted Average
How would you rate your overall advising experience with your present advisor?	47.83% 11	30.43% 7	13.04% 3	8.70% 2	0.00% 0	100.00% 23	1.83



Question 9: Rank the three most important purposes for utilizing your advisor.

Question	1	2	3	Total
Discussing a course you are taking	20.00% 1	40.00% 2	40.00% 2	5
Career Planning	38.46% 5	23.08% 3	38.46% 5	13
Selecting courses for your schedule	64.71% 11	23.53% 4	11.76% 2	17
Information about college requirements and/or procedures	22.22% 2	66.67% 6	11.11% 1	9
Choosing a major	0.00% 0	50.00% 2	50.00% 2	4
Getting a signature	40.00% 2	60.00% 3	0.00% 0	5
Personal concerns	0.00% 0	0.00% 0	100.00% 1	1
Information about college services or resources	0.00% 0	50.00% 1	50.00% 1	2
Discussing your grades or academic performance	0.00% 0	16.67% 1	83.33% 5	6
Information about your skills, abilities, potential, etc.	16.67% 1	16.67% 1	66.67% 4	6
Other	100.00% 1	0.00% 0	0.00% 0	1

Other
Preparing to Graduate.



Department Questions

Question 11: Please indicate your level of agreement with the items below based on your experience:

Question	Strongly Agree	Agree	Neutral	Disagree	Strongly Disagree	Total
My advisor clearly explained to me the differences among the concentrations offered by the Communication Arts department	21.74% 5	56.52% 13	13.04% 3	8.70% 2	0.00% 0	100.00% 23
My advisor clearly explained how internships work in the Communication Arts department	19.05% 4	23.81% 5	33.33% 7	14.29% 3	9.52% 2	100.00% 21
My advisor helped me make the most of transfer credits from other institutions	7.69% 1	46.15% 6	23.08% 3	15.38% 2	7.69% 1	100.00% 13

