



Discover. Achieve. Succeed

FRAMINGHAM STATE UNIVERSITY

Office of Institutional Assessment

Academic Advising Survey Report 2016-17

(Appendix H)

Communication Arts

Total Respondents: 15

Mark Nicholas, Ph.D., Executive Director - Institutional Assessment

Brittany Brown, BA, Staff Assistant

September 2017

Table of Contents

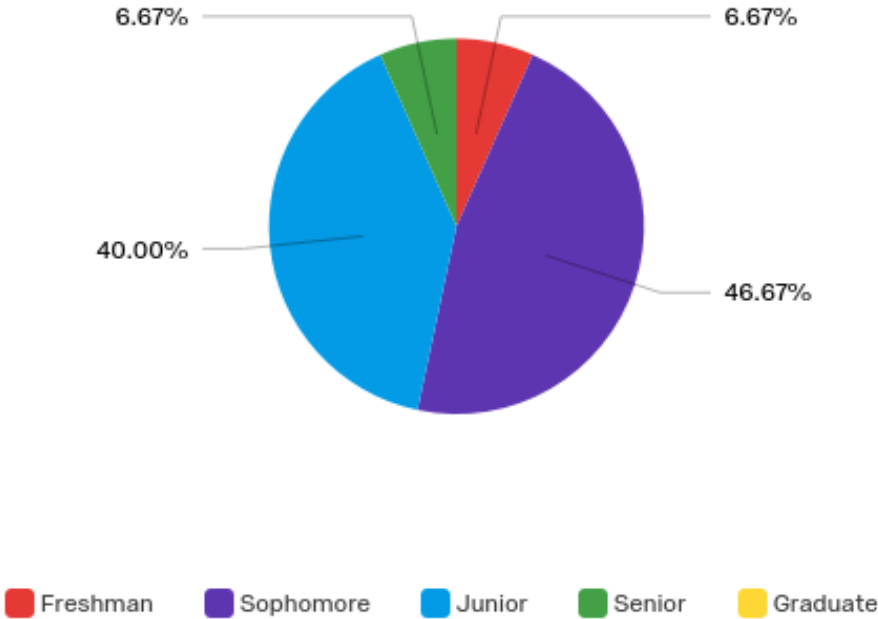
| | |
|--|----|
| Respondent’s Class | 3 |
| Majors of Undergraduate Respondents | 4 |
| Question 3: How many advising sessions, including telephone and e-mail contacts, have you had with your advisor during this academic year? | 5 |
| Question 4: How much time did you spend in those sessions on average?..... | 6 |
| Question 5 (a): Have you been able to visit your advisor when you need to?..... | 7 |
| Question 5 (b): Have you been able to spend as much time with your advisor as needed? | 8 |
| Question 6: Please describe your experience with your present advisor. | 9 |
| Question 7: Did your advisor place final responsibility on you for decision making?..... | 10 |
| Question 8: How would you rate your overall advising experience with your present advisor?..... | 11 |
| Question 9: Rank the three most important purposes for utilizing your advisor..... | 12 |
| Department Questions | 13 |
| Question 11: Please indicate your level of agreement with the items below based on your experience: | 13 |



Survey Response Report

The following is a detailed analysis of the survey response data.

Respondent's Class



| Answer | Response Percent | Response Count |
|-----------|------------------|----------------|
| Freshman | 6.67% | 1 |
| Sophomore | 46.67% | 7 |
| Junior | 40.00% | 6 |
| Senior | 6.67% | 1 |
| Graduate | 0.00% | 0 |
| Total | 100% | 15 |

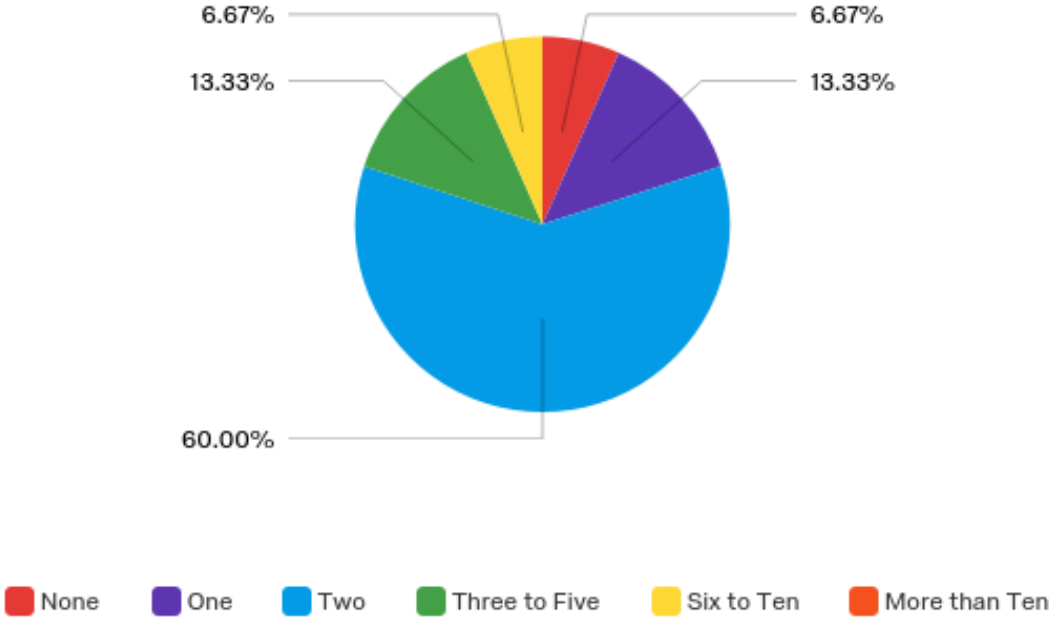


Majors of Undergraduate Respondents

| Answer | Response Percent | Response Count |
|--------------------|------------------|----------------|
| Communication Arts | 100.00% | 15 |
| Total | 100% | 15 |



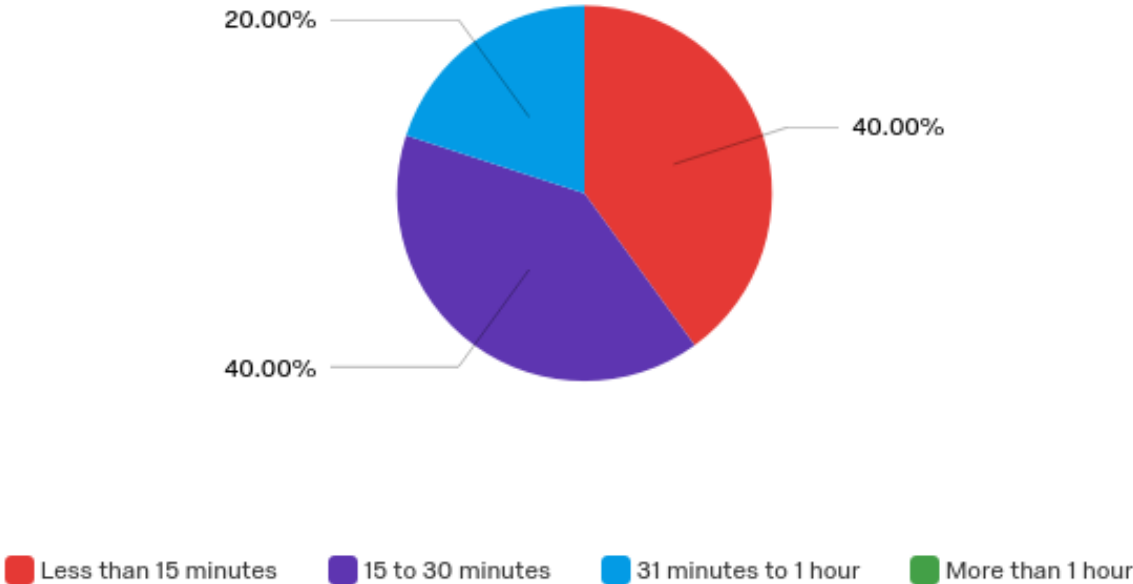
Question 3: How many advising sessions, including telephone and e-mail contacts, have you had with your advisor during this academic year?



| Answer | Response Percent | Response Count |
|---------------|------------------|----------------|
| None | 6.67% | 1 |
| One | 13.33% | 2 |
| Two | 60.00% | 9 |
| Three to Five | 13.33% | 2 |
| Six to Ten | 6.67% | 1 |
| More than Ten | 0.00% | 0 |
| Total | 100% | 15 |



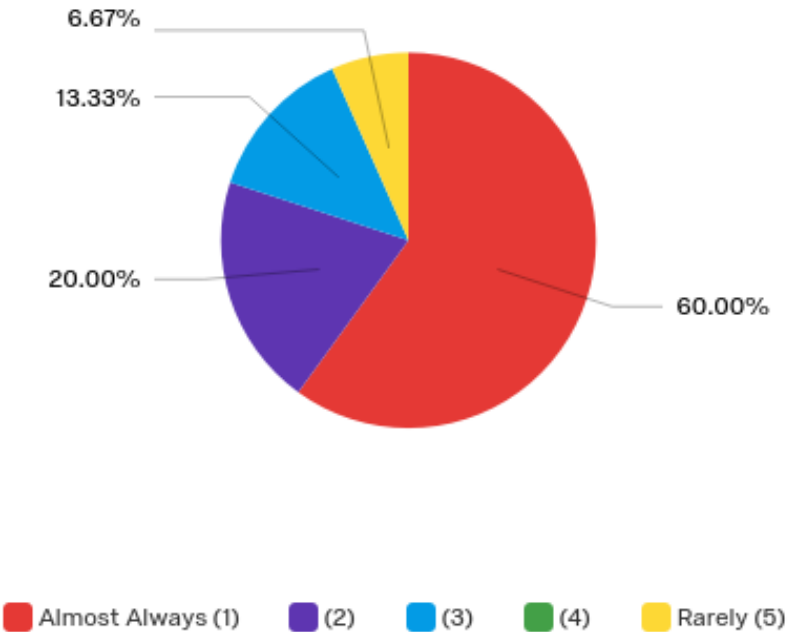
Question 4: How much time did you spend in those sessions on average?



| Answer | Response Percent | Response Count |
|----------------------|------------------|----------------|
| Less than 15 minutes | 40.00% | 6 |
| 15 to 30 minutes | 40.00% | 6 |
| 31 minutes to 1 hour | 20.00% | 3 |
| More than 1 hour | 0.00% | 0 |
| Total | 100% | 15 |



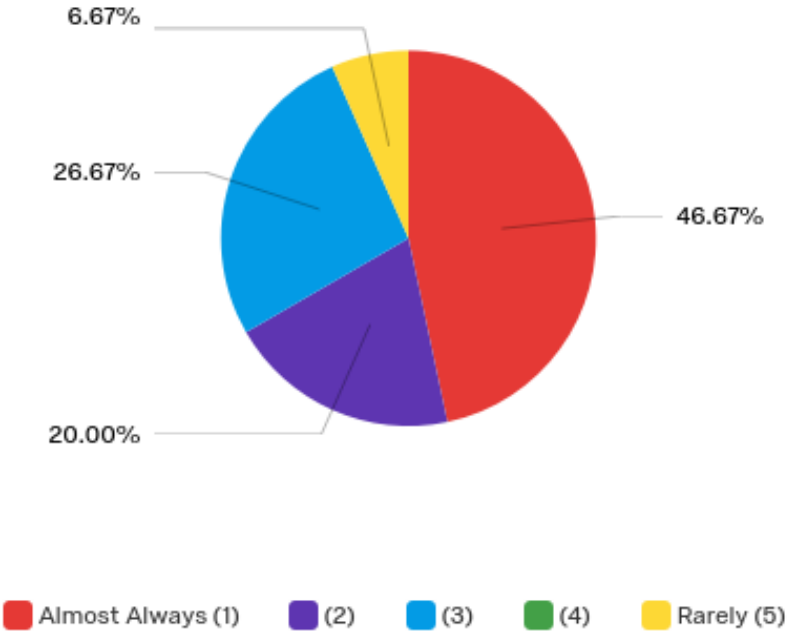
Question 5 (a): Have you been able to visit your advisor when you need to?



| Question | Almost Always (1) | (2) | (3) | (4) | Rarely (5) | Total | Weighted Average |
|--|-------------------|-------------|-------------|------------|------------|---------------|------------------|
| I have been able to visit my advisor when I needed to. | 60.00% 9 | 20.00% 3 | 13.33% 2 | 0.00% 0 | 6.67% 1 | 100.00% 15 | 1.73 |



Question 5 (b): Have you been able to spend as much time with your advisor as needed?



| Question | Almost Always (1) | (2) | (3) | (4) | Rarely (5) | Total | Weighted Average |
|---|-------------------|-------------|-------------|------------|------------|---------------|------------------|
| I was able to spend as much time with my advisor as needed. | 46.67% 7 | 20.00% 3 | 26.67% 4 | 0.00% 0 | 6.67% 1 | 100.00% 15 | 2.00 |

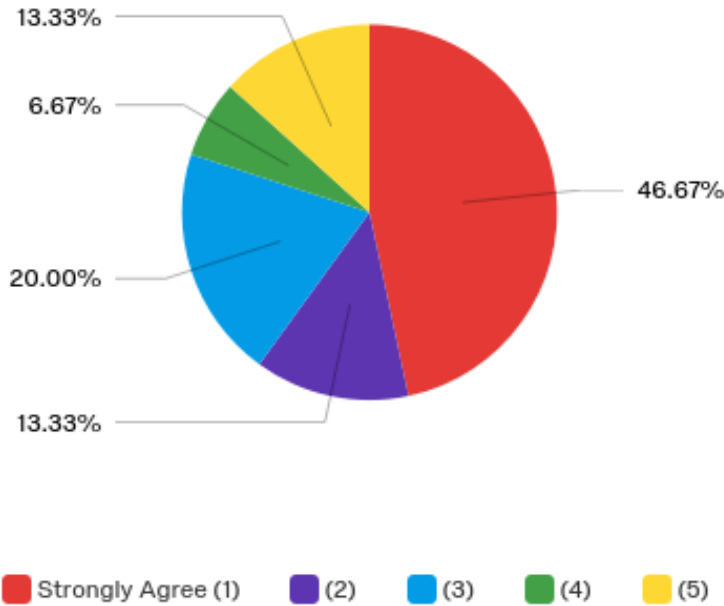


Question 6: Please describe your experience with your present advisor.

| Question | Very Much (1) | (2) | (3) | (4) | Not at All (5) | (N/A) | Total | Weighted Average |
|--|----------------------|--------------------|--------------------|-------------------|-----------------------|--------------------|----------------------|-------------------------|
| Information from my advisor helped me select courses. | 26.67% 4 | 33.33% 5 | 13.33% 2 | 0.00% 0 | 26.67% 4 | 0.00% 0 | 100.00% 15 | 2.67 |
| My advisor's information about programs helped me clarify my college plans. | 26.67% 4 | 13.33% 2 | 33.33% 5 | 0.00% 0 | 26.67% 4 | 0.00% 0 | 100.00% 15 | 2.87 |
| My advisor's information about career opportunities helped me clarify my career goals. | 6.67% 1 | 20.00% 3 | 40.00% 6 | 0.00% 0 | 26.67% 4 | 6.67% 1 | 100.00% 15 | 3.40 |
| Information from my advisor clarified or simplified college requirements or procedures (e.g., degree requirements, drop/add, registration, etc.) | 40.00% 6 | 20.00% 3 | 13.33% 2 | 0.00% 0 | 26.67% 4 | 0.00% 0 | 100.00% 15 | 2.53 |
| I obtained helpful information from my advisor about resources and services on campus (e.g., student services, counseling, financial aid, etc.) | 26.67% 4 | 13.33% 2 | 20.00% 3 | 0.00% 0 | 26.67% 4 | 13.33% 2 | 100.00% 15 | 3.27 |



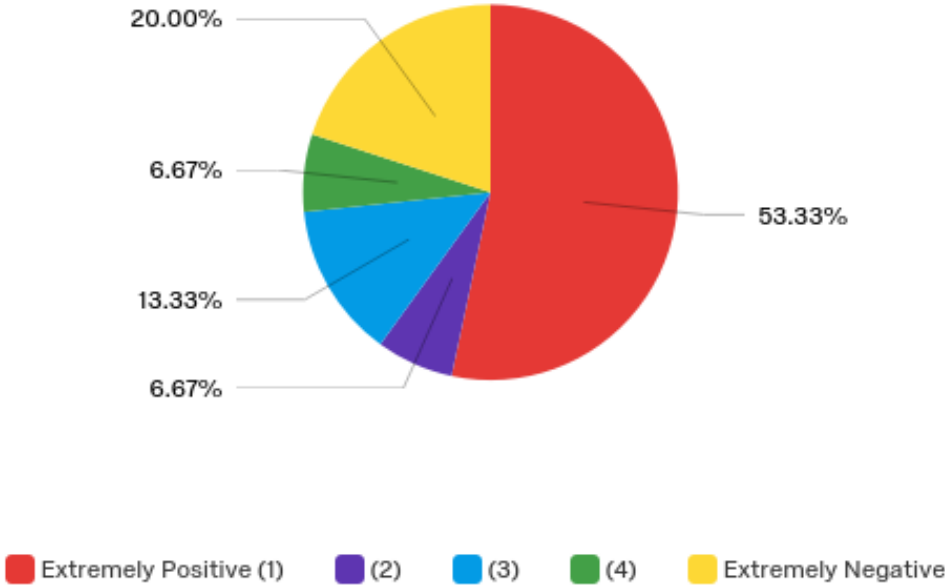
Question 7: Did your advisor place final responsibility on you for decision making?



| Question | Strongly Agree (1) | (2) | (3) | (4) | Strongly Disagree (5) | Total | Weighted Average |
|---|--------------------|-------------|-------------|------------|-----------------------|---------------|------------------|
| As appropriate, my advisor places final responsibility for making decisions on me | 46.67% 7 | 13.33% 2 | 20.00% 3 | 6.67% 1 | 13.33% 2 | 100.00% 15 | 2.27 |



Question 8: How would you rate your overall advising experience with your present advisor?



| Question | Extremely Positive (1) | (2) | (3) | (4) | Extremely Negative (5) | Total | Weighted Average |
|--|------------------------|------------|-------------|------------|------------------------|---------------|------------------|
| How would you rate your overall advising experience with your present advisor? | 53.33% 8 | 6.67% 1 | 13.33% 2 | 6.67% 1 | 20.00% 3 | 100.00% 15 | 2.33 |



Question 9: Rank the three most important purposes for utilizing your advisor.

| Question | 1 | 2 | 3 | Total |
|---|-------------|-------------|-------------|---------------|
| Discussing a course you are taking | 50.00% 1 | 0.00% 0 | 50.00% 1 | 100.00% 2 |
| Career Planning | 62.50% 5 | 37.50% 3 | 0.00% 0 | 100.00% 8 |
| Selecting courses for your schedule | 40.00% 4 | 30.00% 3 | 30.00% 3 | 100.00% 10 |
| Information about college requirements and/or procedures | 42.86% 3 | 28.57% 2 | 28.57% 2 | 100.00% 7 |
| Choosing a major | 0.00% 0 | 0.00% 0 | 0.00% 0 | 0.00% 0 |
| Getting a signature | 0.00% 0 | 50.00% 2 | 50.00% 2 | 100.00% 4 |
| Personal concerns | 0.00% 0 | 50.00% 1 | 50.00% 1 | 100.00% 2 |
| Information about college services or resources | 25.00% 1 | 0.00% 0 | 75.00% 3 | 100.00% 4 |
| Discussing your grades or academic performance | 0.00% 0 | 40.00% 2 | 60.00% 3 | 100.00% 5 |
| Information about your skills, abilities, potential, etc. | 33.33% 1 | 66.67% 2 | 0.00% 0 | 100.00% 3 |
| Other | 0.00% 0 | 0.00% 0 | 0.00% 0 | 0.00% 0 |



Department Questions

Question 11: Please indicate your level of agreement with the items below based on your experience:

| Question | Strongly Agree | Agree | Neutral | Disagree | Strongly Disagree | Total |
|--|--------------------|--------------------|--------------------|--------------------|--------------------|----------------------|
| My advisor clearly explained to me the differences among the concentrations offered by the Communication Arts department | 7.69% 1 | 53.85% 7 | 23.08% 3 | 7.69% 1 | 7.69% 1 | 100.00% 13 |
| My advisor clearly explained how internships work in the Communication Arts department | 14.29% 2 | 21.43% 3 | 28.57% 4 | 28.57% 4 | 7.14% 1 | 100.00% 14 |
| My advisor helped me make the most of transfer credits from other institutions | 0.00% 0 | 22.22% 2 | 44.44% 4 | 11.11% 1 | 22.22% 2 | 100.00% 9 |

