



**Discover. Achieve. Succeed**

# **FRAMINGHAM STATE UNIVERSITY**

## **Office of Institutional Assessment**

### **Academic Advising Survey Report 2016-17**

**(Appendix H)**

**English**

**Total Respondents: 17**

Mark Nicholas, Ph.D., Executive Director - Institutional Assessment

Brittany Brown, BA, Staff Assistant

September 2017

## Table of Contents

Respondent’s Class ..... 3

Majors of Undergraduate Respondents ..... 4

Question 3: How many advising sessions, including telephone and e-mail contacts, have you had with your advisor during this academic year? ..... 5

Question 4: How much time did you spend in those sessions on average?..... 6

Question 5 (a): Have you been able to visit your advisor when you need to?..... 7

Question 5 (b): Have you been able to spend as much time with your advisor as needed? ..... 8

Question 6: Please describe your experience with your present advisor. .... 9

Question 7: Did your advisor place final responsibility on you for decision making? ..... 10

Question 8: How would you rate your overall advising experience with your present advisor?..... 11

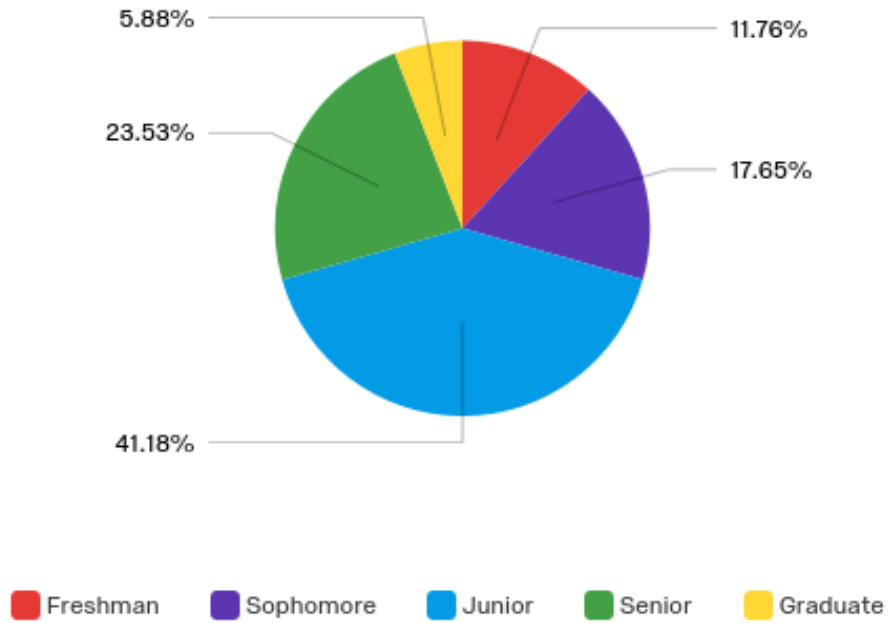
Question 9: Rank the three most important purposes for utilizing your advisor..... 12



## Survey Response Report

The following is a detailed analysis of the survey response data.

### Respondent's Class



Answer	Response Percent	Response Count
Freshman	11.76%	2
Sophomore	17.65%	3
Junior	41.18%	7
Senior	23.53%	4
Graduate	5.88%	1
Total	100%	17

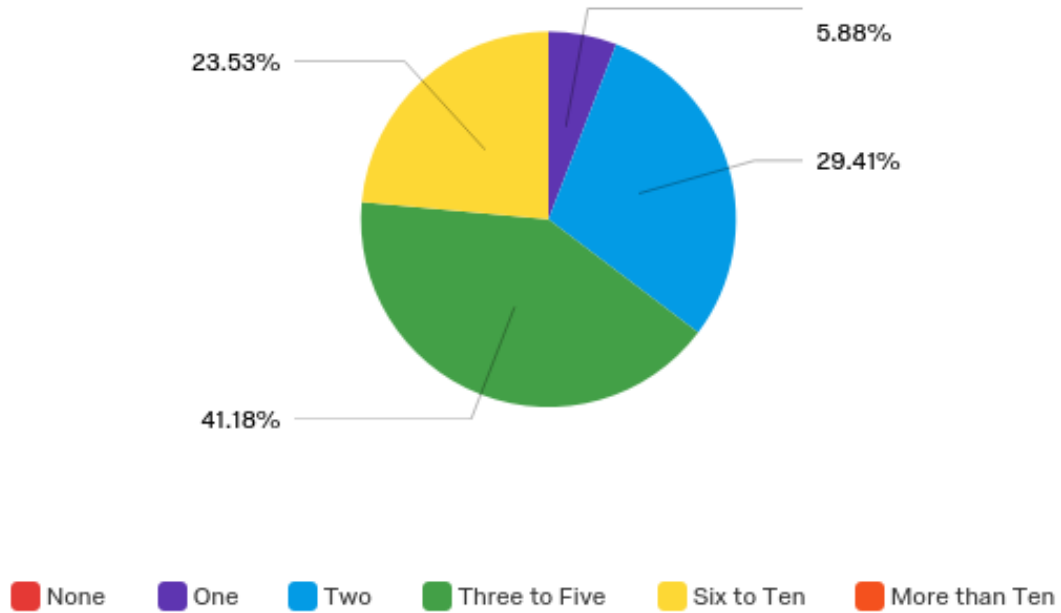


**Majors of Undergraduate Respondents**

<b>Answer</b>	<b>Response Percent</b>	<b>Response Count</b>
English	100.00%	17
Total	100%	17



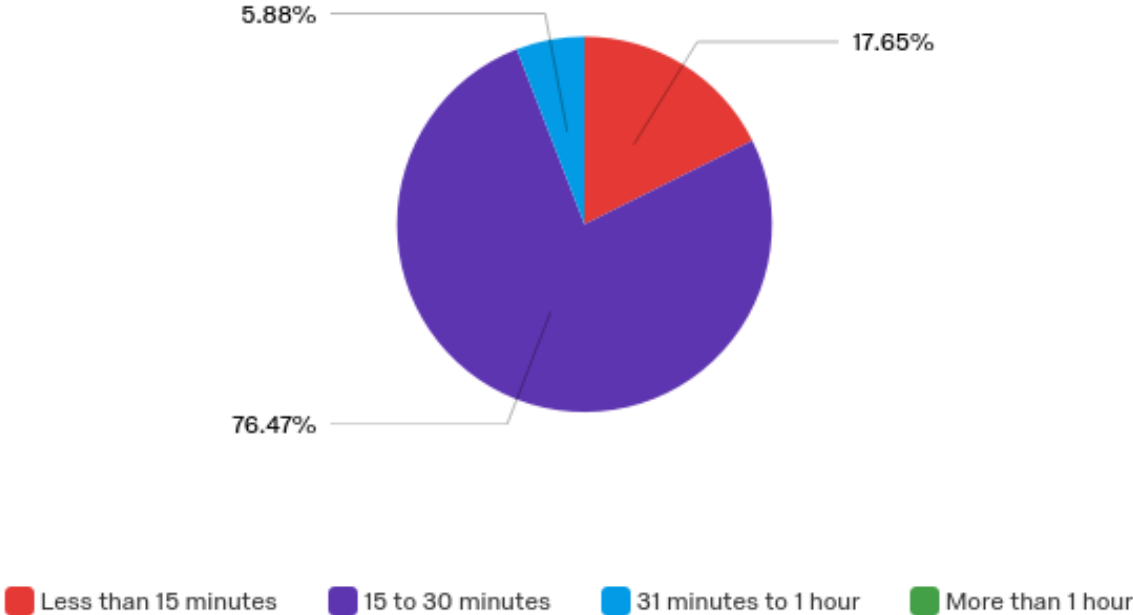
**Question 3: How many advising sessions, including telephone and e-mail contacts, have you had with your advisor during this academic year?**



Answer	Response Percent	Response Count
None	0.00%	0
One	5.88%	1
Two	29.41%	5
Three to Five	41.18%	7
Six to Ten	23.53%	4
More than Ten	0.00%	0
Total	100%	17



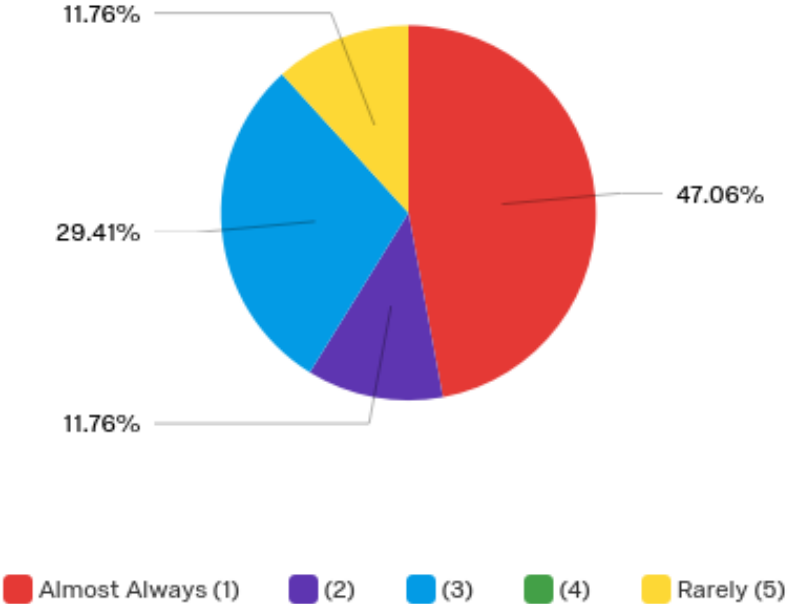
**Question 4: How much time did you spend in those sessions on average?**



Answer	Response Percent	Response Count
Less than 15 minutes	17.65%	3
15 to 30 minutes	76.47%	13
31 minutes to 1 hour	5.88%	1
More than 1 hour	0.00%	0
Total	100%	17



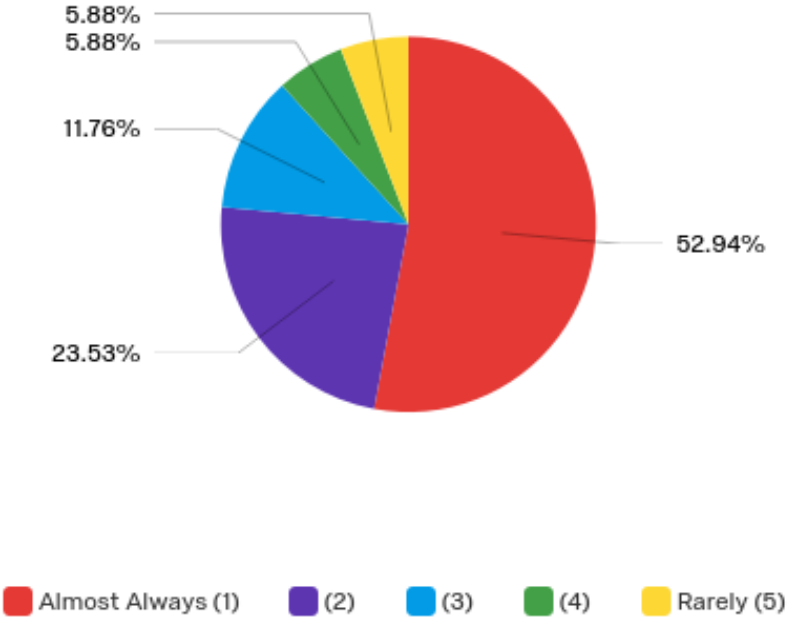
**Question 5 (a): Have you been able to visit your advisor when you need to?**



Question	Almost Always (1)	(2)	(3)	(4)	Rarely (5)	Total	Weighted Average
I have been able to visit my advisor when I needed to.	47.06% 8	11.76% 2	29.41% 5	0.00% 0	11.76% 2	100.00% 17	2.18



**Question 5 (b): Have you been able to spend as much time with your advisor as needed?**



Question	Almost Always (1)	(2)	(3)	(4)	Rarely (5)	Total	Weighted Average
I was able to spend as much time with my advisor as needed.	52.94% 9	23.53% 4	11.76% 2	5.88% 1	5.88% 1	100.00% 17	1.88



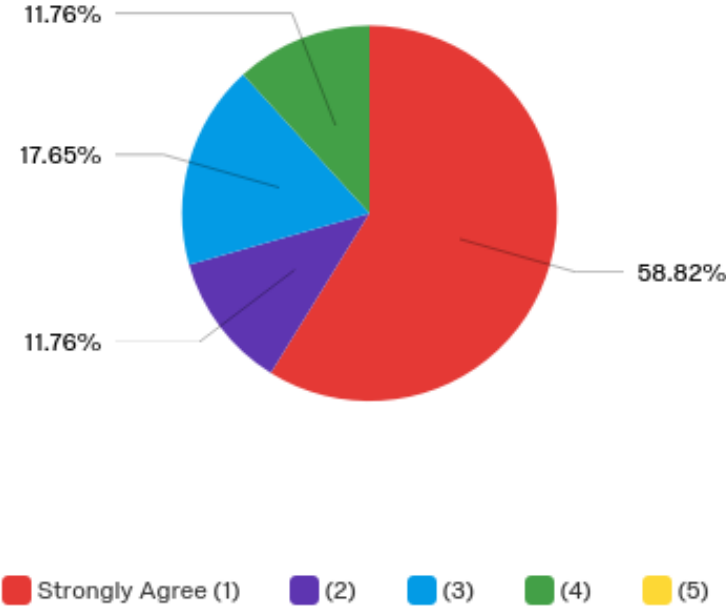


**Question 6: Please describe your experience with your present advisor.**

Question	Very Much (1)	(2)	(3)	(4)	Not at All (5)	(N/A)	Total	Weighted Average
Information from my advisor helped me select courses.	<b>52.94%</b> 9	<b>5.88%</b> 1	<b>23.53%</b> 4	<b>5.88%</b> 1	<b>11.76%</b> 2	<b>0.00%</b> 0	<b>100.00%</b> 17	2.18
My advisor's information about programs helped me clarify my college plans.	<b>47.06%</b> 8	<b>17.65%</b> 3	<b>17.65%</b> 3	<b>11.76%</b> 2	<b>5.88%</b> 1	<b>0.00%</b> 0	<b>100.00%</b> 17	2.12
My advisor's information about career opportunities helped me clarify my career goals.	<b>29.41%</b> 5	<b>17.65%</b> 3	<b>5.88%</b> 1	<b>23.53%</b> 4	<b>17.65%</b> 3	<b>5.88%</b> 1	<b>100.00%</b> 17	3.00
Information from my advisor clarified or simplified college requirements or procedures (e.g., degree requirements, drop/add, registration, etc.)	<b>41.18%</b> 7	<b>17.65%</b> 3	<b>11.76%</b> 2	<b>0.00%</b> 0	<b>23.53%</b> 4	<b>5.88%</b> 1	<b>100.00%</b> 17	2.65
I obtained helpful information from my advisor about resources and services on campus (e.g., student services, counseling, financial aid, etc.)	<b>35.29%</b> 6	<b>5.88%</b> 1	<b>23.53%</b> 4	<b>5.88%</b> 1	<b>17.65%</b> 3	<b>11.76%</b> 2	<b>100.00%</b> 17	3.00



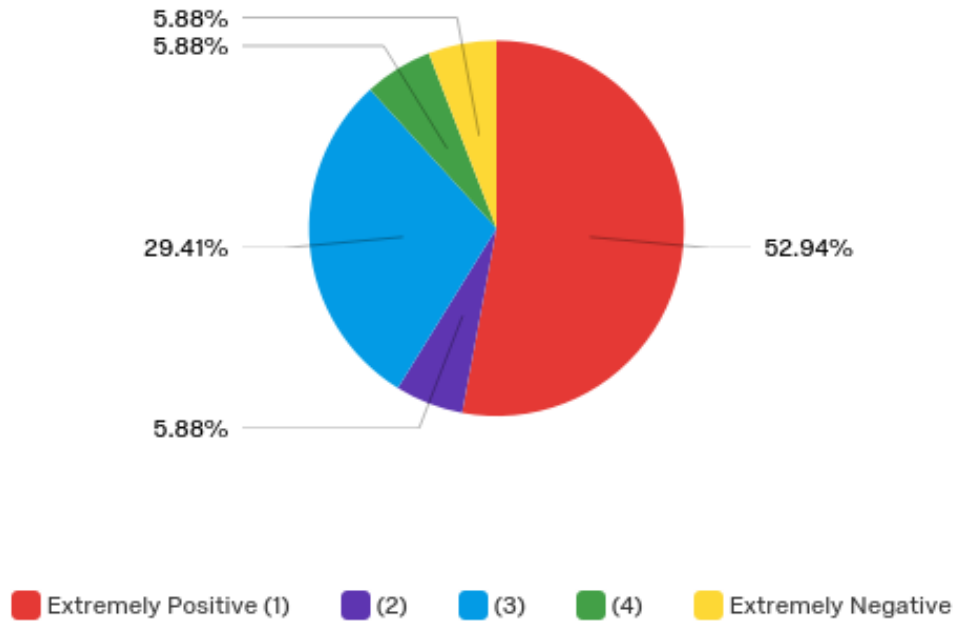
**Question 7: Did your advisor place final responsibility on you for decision making?**



Question	Strongly Agree (1)	(2)	(3)	(4)	Strongly Disagree (5)	Total	Weighted Average
As appropriate, my advisor places final responsibility for making decisions on me	58.82% 10	11.76% 2	17.65% 3	11.76% 2	0.00% 0	100.00% 17	1.82



**Question 8: How would you rate your overall advising experience with your present advisor?**



Question	Extremely Positive (1)	(2)	(3)	(4)	Extremely Negative (5)	Total	Weighted Average
How would you rate your overall advising experience with your present advisor?	52.94% 9	5.88% 1	29.41% 5	5.88% 1	5.88% 1	100.00% 17	2.06



**Question 9: Rank the three most important purposes for utilizing your advisor.**

<b>Question</b>	<b>1</b>	<b>2</b>	<b>3</b>	<b>Total</b>
Discussing a course you are taking	0.00% 0	66.67% 2	33.33% 1	100.00% 3
Career Planning	0.00% 0	50.00% 3	50.00% 3	100.00% 6
Selecting courses for your schedule	78.57% 11	7.14% 1	14.29% 2	100.00% 14
Information about college requirements and/or procedures	14.29% 2	50.00% 7	35.71% 5	100.00% 14
Choosing a major	0.00% 0	0.00% 0	0.00% 0	0.00% 0
Getting a signature	25.00% 1	25.00% 1	50.00% 2	100.00% 4
Personal concerns	100.00% 2	0.00% 0	0.00% 0	100.00% 2
Information about college services or resources	20.00% 1	20.00% 1	60.00% 3	100.00% 5
Discussing your grades or academic performance	0.00% 0	100.00% 2	0.00% 0	100.00% 2
Information about your skills, abilities, potential, etc.	0.00% 0	0.00% 0	100.00% 1	100.00% 1
Other	0.00% 0	0.00% 0	0.00% 0	0.00% 0

