



Discover. Achieve. Succeed

FRAMINGHAM STATE UNIVERSITY

Office of Institutional Assessment

Academic Advising Survey Report 2016-17

(Appendix H)

Fashion Design and Retailing

Total Respondents: 18

Mark Nicholas, Ph.D., Executive Director - Institutional Assessment

Brittany Brown, BA, Staff Assistant

September 2017

Table of Contents

Respondent’s Class 3

Majors of Undergraduate Respondents 4

Question 3: How many advising sessions, including telephone and e-mail contacts, have you had with your advisor during this academic year? 5

Question 4: How much time did you spend in those sessions on average?..... 6

Question 5 (a): Have you been able to visit your advisor when you need to?..... 7

Question 5 (b): Have you been able to spend as much time with your advisor as needed? 8

Question 6: Please describe your experience with your present advisor. 9

Question 7: Did your advisor place final responsibility on you for decision making? 10

Question 8: How would you rate your overall advising experience with your present advisor?..... 11

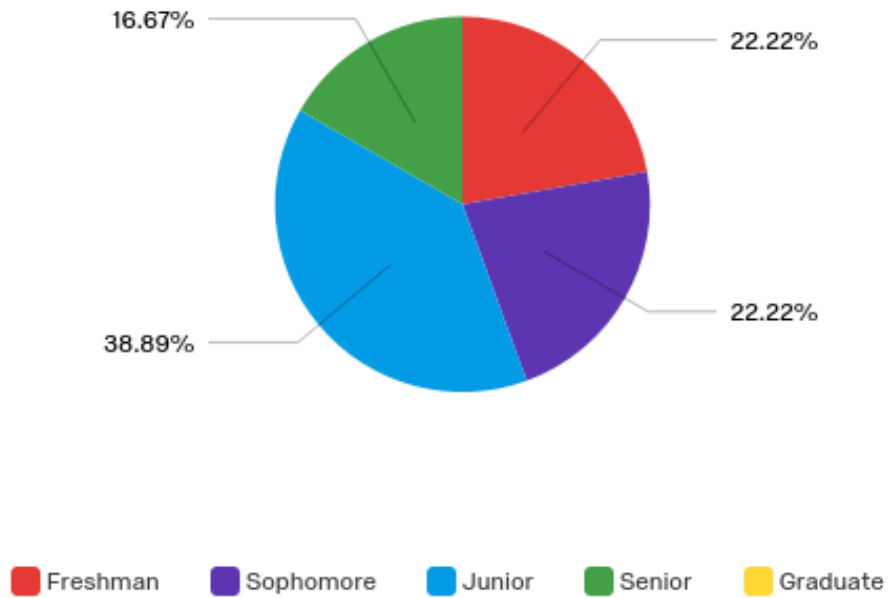
Question 9: Rank the three most important purposes for utilizing your advisor..... 12



Survey Response Report

The following is a detailed analysis of the survey response data.

Respondent's Class



Answer	Response Percent	Response Count
Freshman	22.22%	4
Sophomore	22.22%	4
Junior	38.89%	7
Senior	16.67%	3
Graduate	0.00%	0
Total	100%	18

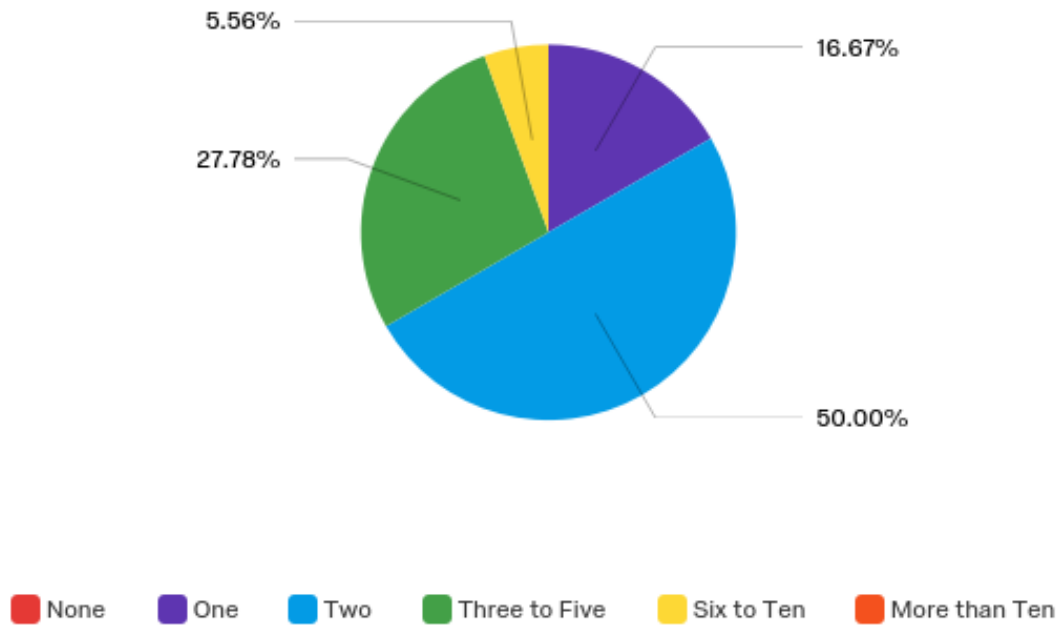


Majors of Undergraduate Respondents

Answer	Response Percent	Response Count
Fashion Design and Retailing	100.00%	18
Total	100%	18



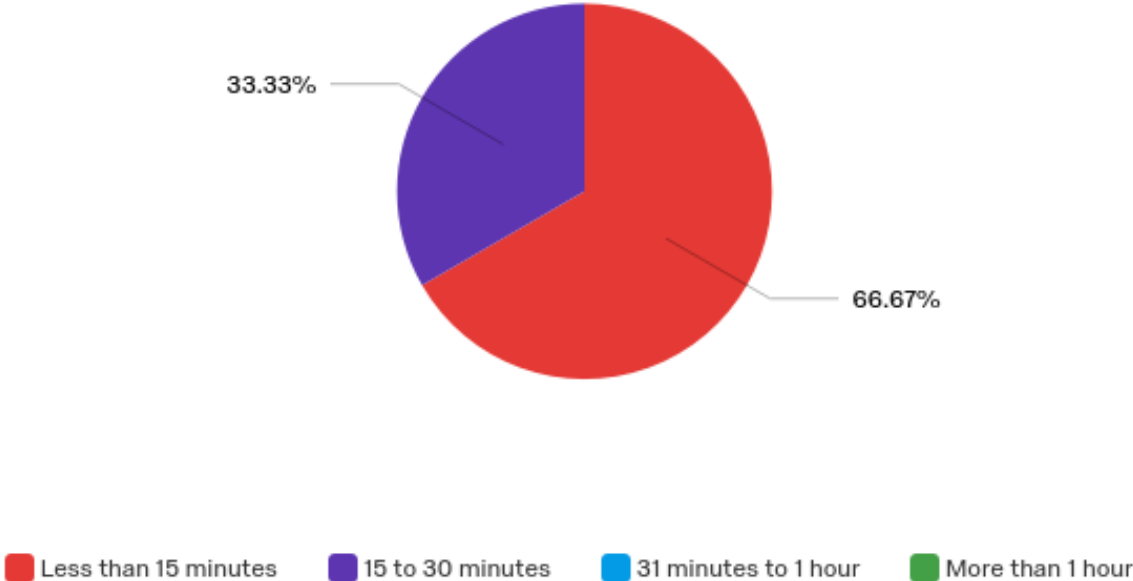
Question 3: How many advising sessions, including telephone and e-mail contacts, have you had with your advisor during this academic year?



Answer	Response Percent	Response Count
None	0.00%	0
One	16.67%	3
Two	50.00%	9
Three to Five	27.78%	5
Six to Ten	5.56%	1
More than Ten	0.00%	0
Total	100%	18



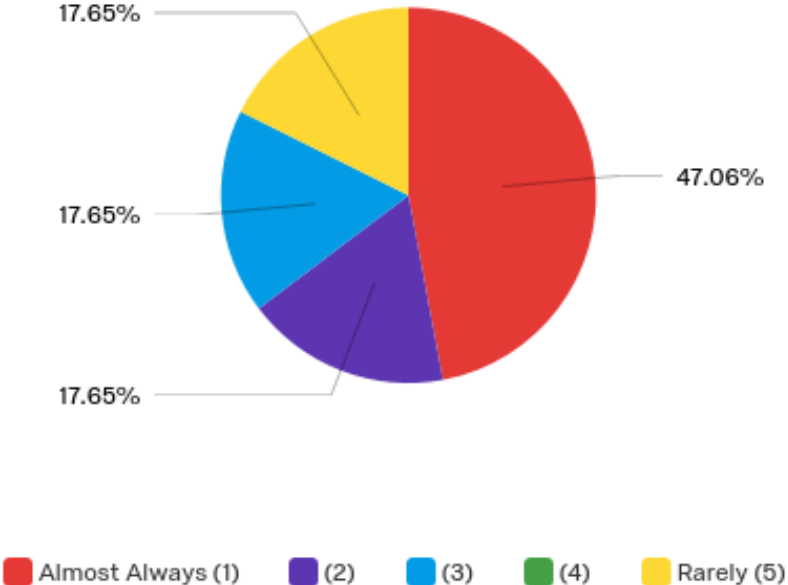
Question 4: How much time did you spend in those sessions on average?



Answer	Response Percent	Response Count
Less than 15 minutes	66.67%	12
15 to 30 minutes	33.33%	6
31 minutes to 1 hour	0.00%	0
More than 1 hour	0.00%	0
Total	100%	18



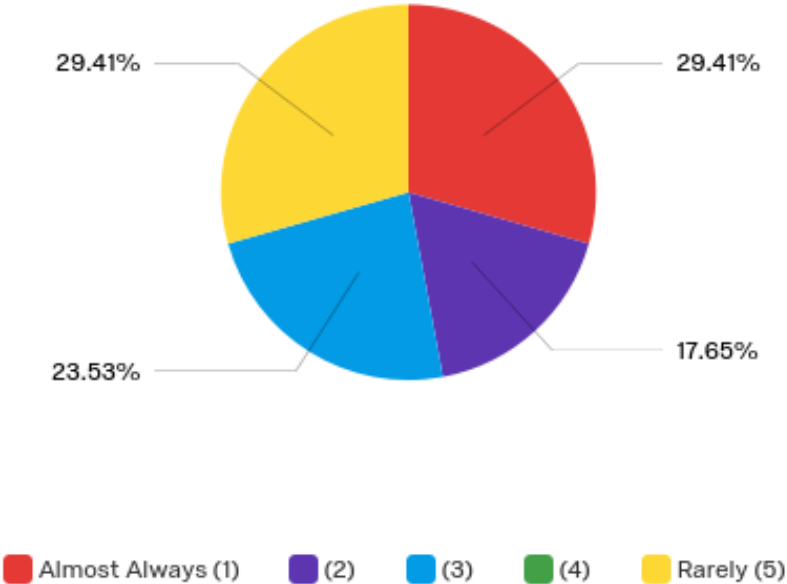
Question 5 (a): Have you been able to visit your advisor when you need to?



Question	Almost Always (1)	(2)	(3)	(4)	Rarely (5)	Total	Weighted Average
I have been able to visit my advisor when I needed to.	47.06% 8	17.65% 3	17.65% 3	0.00% 0	17.65% 3	100.00% 17	2.24



Question 5 (b): Have you been able to spend as much time with your advisor as needed?



Question	Almost Always (1)	(2)	(3)	(4)	Rarely (5)	Total	Weighted Average
I was able to spend as much time with my advisor as needed.	29.41% 5	17.65% 3	23.53% 4	0.00% 0	29.41% 5	100.00% 17	2.82

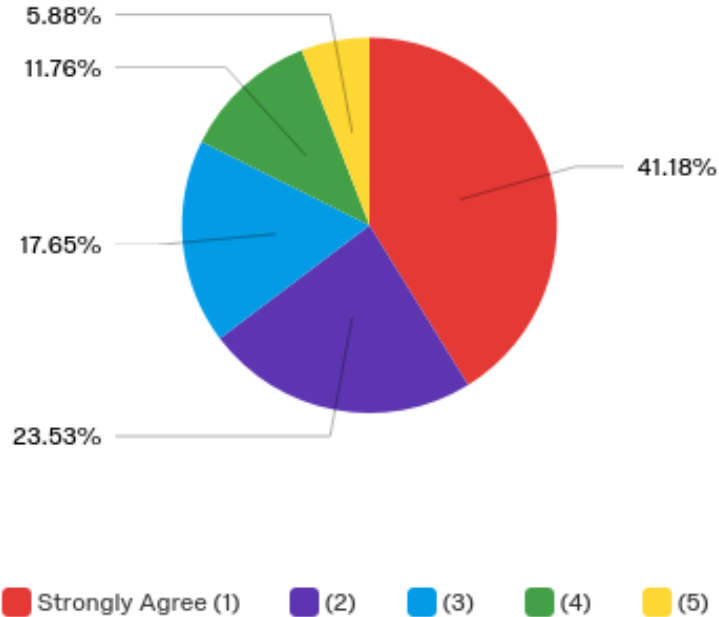


Question 6: Please describe your experience with your present advisor.

Question	Very Much (1)	(2)	(3)	(4)	Not at All (5)	(N/A)	Total	Weighted Average
Information from my advisor helped me select courses.	16.67% 3	16.67% 3	16.67% 3	22.22% 4	16.67% 3	11.11% 2	100.00% 18	3.39
My advisor's information about programs helped me clarify my college plans.	16.67% 3	5.56% 1	22.22% 4	11.11% 2	33.33% 6	11.11% 2	100.00% 18	3.72
My advisor's information about career opportunities helped me clarify my career goals.	11.11% 2	11.11% 2	16.67% 3	5.56% 1	38.89% 7	16.67% 3	100.00% 18	4.00
Information from my advisor clarified or simplified college requirements or procedures (e.g., degree requirements, drop/add, registration, etc.)	16.67% 3	5.56% 1	22.22% 4	16.67% 3	33.33% 6	5.56% 1	100.00% 18	3.61
I obtained helpful information from my advisor about resources and services on campus (e.g., student services, counseling, financial aid, etc.)	11.11% 2	5.56% 1	16.67% 3	16.67% 3	33.33% 6	16.67% 3	100.00% 18	4.06



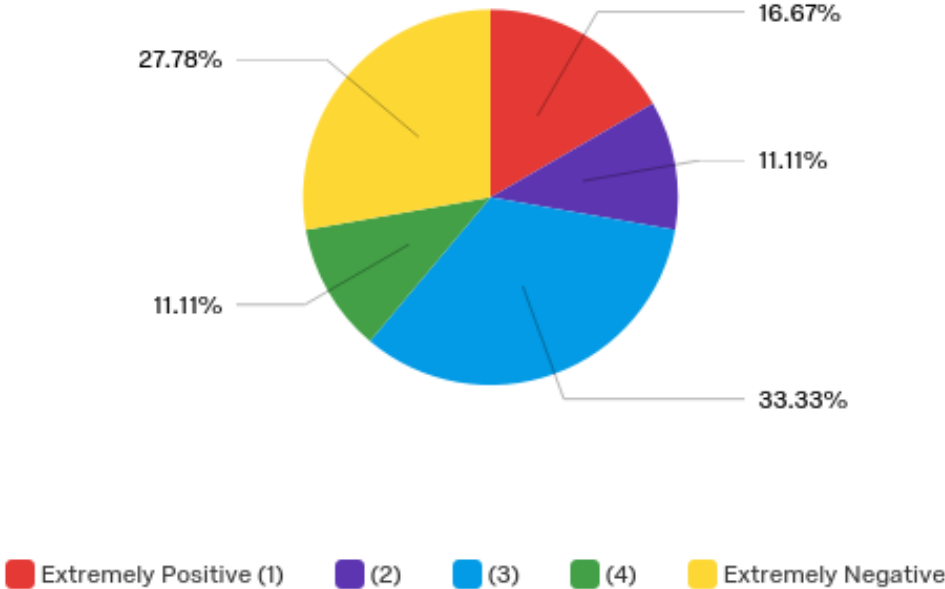
Question 7: Did your advisor place final responsibility on you for decision making?



Question	Strongly Agree (1)	(2)	(3)	(4)	Strongly Disagree (5)	Total	Weighted Average
As appropriate, my advisor places final responsibility for making decisions on me	41.18% 7	23.53% 4	17.65% 3	11.76% 3	5.88% 1	100.00% 17	2.18



Question 8: How would you rate your overall advising experience with your present advisor?



Question	Extremely Positive (1)	(2)	(3)	(4)	Extremely Negative (5)	Total	Weighted Average
How would you rate your overall advising experience with your present advisor?	16.67% 3	11.11% 2	33.33% 6	11.11% 2	27.78% 5	100.00% 18	3.22



Question 9: Rank the three most important purposes for utilizing your advisor.

Question	1	2	3	Total
Discussing a course you are taking	0.00% 0	50.00% 3	50.00% 3	100.00% 6
Career Planning	45.45% 5	36.36% 4	18.18% 2	100.00% 11
Selecting courses for your schedule	53.85% 7	30.77% 4	15.38% 2	100.00% 13
Information about college requirements and/or procedures	36.36% 4	45.45% 5	18.18% 2	100.00% 11
Choosing a major	33.33% 1	33.33% 1	33.33% 1	100.00% 3
Getting a signature	0.00% 0	0.00% 0	100.00% 1	100.00% 1
Personal concerns	0.00% 0	0.00% 0	100.00% 1	100.00% 1
Information about college services or resources	0.00% 0	0.00% 0	100.00% 1	100.00% 1
Discussing your grades or academic performance	50.00% 1	0.00% 0	50.00% 1	100.00% 2
Information about your skills, abilities, potential, etc.	0.00% 0	20.00% 1	80.00% 4	100.00% 5
Other	0.00% 0	0.00% 0	0.00% 0	0.00% 0

