



**Discover. Achieve. Succeed**

# **FRAMINGHAM STATE UNIVERSITY**

## **Office of Institutional Assessment**

### **Academic Advising Survey Report 2016-17**

#### **(Appendix H)**

#### **Food and Nutrition**

#### **Total Respondents: 21**

Mark Nicholas, Ph.D., Executive Director - Institutional Assessment

Brittany Brown, BA, Staff Assistant

September 2017

**Table of Contents**

Respondent’s Class ..... 3

Majors of Undergraduate Respondents ..... 4

Question 3: How many advising sessions, including telephone and e-mail contacts, have you had with your advisor during this academic year? ..... 5

Question 4: How much time did you spend in those sessions on average?..... 6

Question 5 (a): Have you been able to visit your advisor when you need to?..... 7

Question 5 (b): Have you been able to spend as much time with your advisor as needed? ..... 8

Question 6: Please describe your experience with your present advisor. .... 9

Question 7: Did your advisor place final responsibility on you for decision making?..... 10

Question 8: How would you rate your overall advising experience with your present advisor?..... 11

Question 9: Rank the three most important purposes for utilizing your advisor..... 12

Department Questions ..... 13

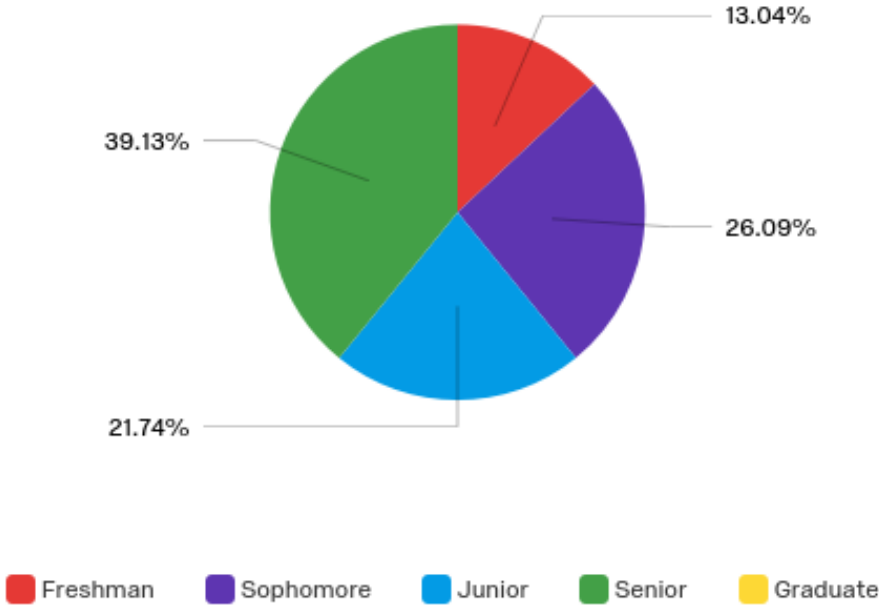
    Question 11: Please indicate your level of agreement with the items below based on your experience:  
    ..... 13



### Survey Response Report

The following is a detailed analysis of the survey response data.

#### Respondent's Class



Answer	Response Percent	Response Count
Freshman	13.04%	3
Sophomore	26.09%	6
Junior	21.74%	5
Senior	39.13%	9
Graduate	0.00%	0
Total	100%	23

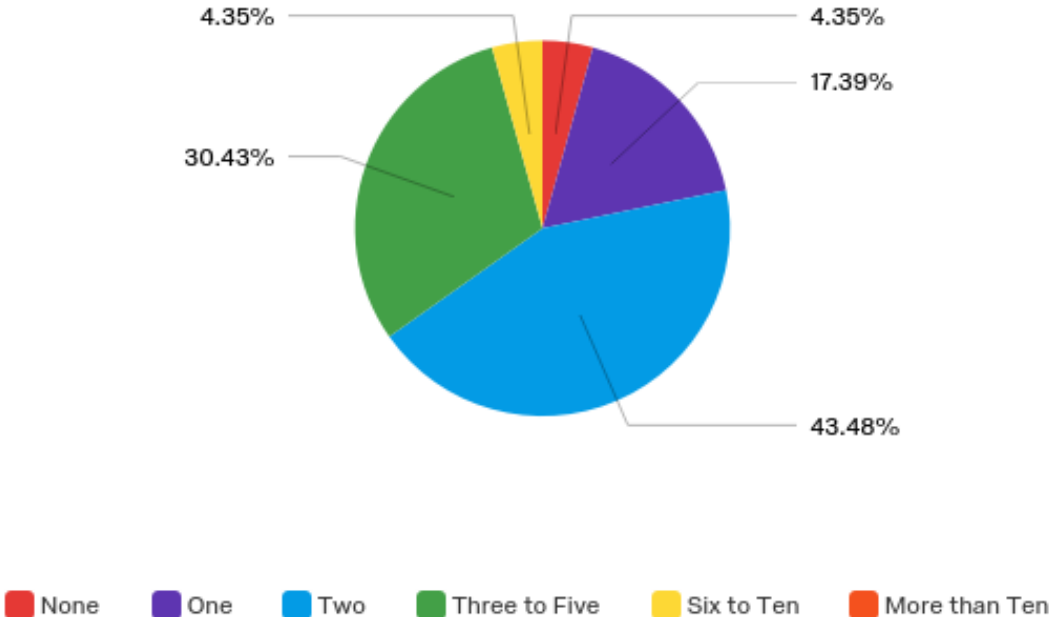


### Majors of Undergraduate Respondents

Answer	Response Percent	Response Count
Food and Nutrition	100.00%	23
Total	100%	23



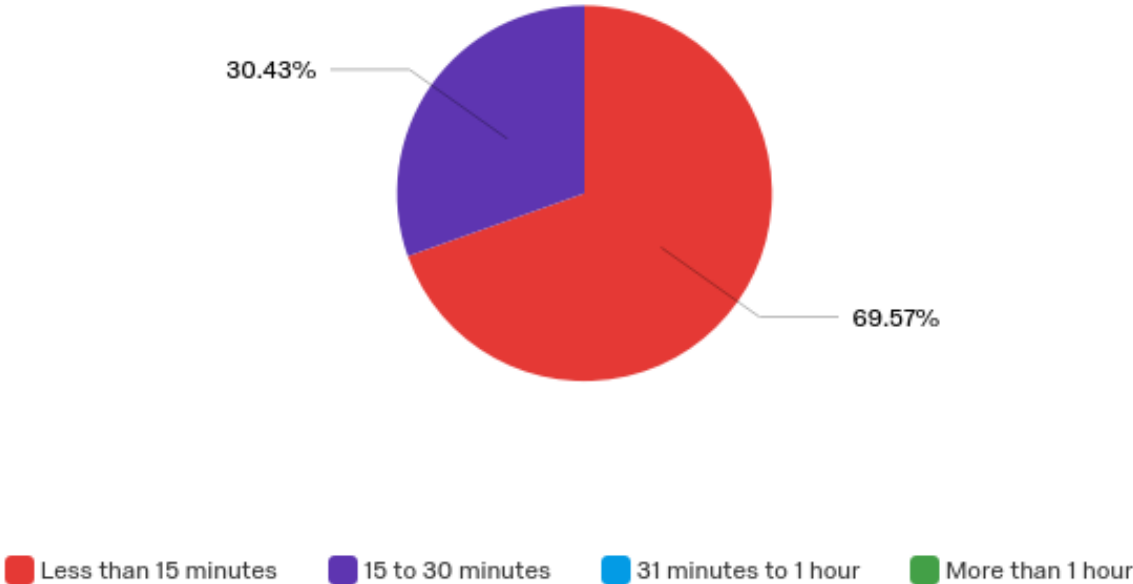
**Question 3: How many advising sessions, including telephone and e-mail contacts, have you had with your advisor during this academic year?**



Answer	Response Percent	Response Count
None	4.35%	1
One	17.39%	4
Two	43.48%	10
Three to Five	30.43%	7
Six to Ten	4.35%	1
More than Ten	0.00%	0
Total	100%	23



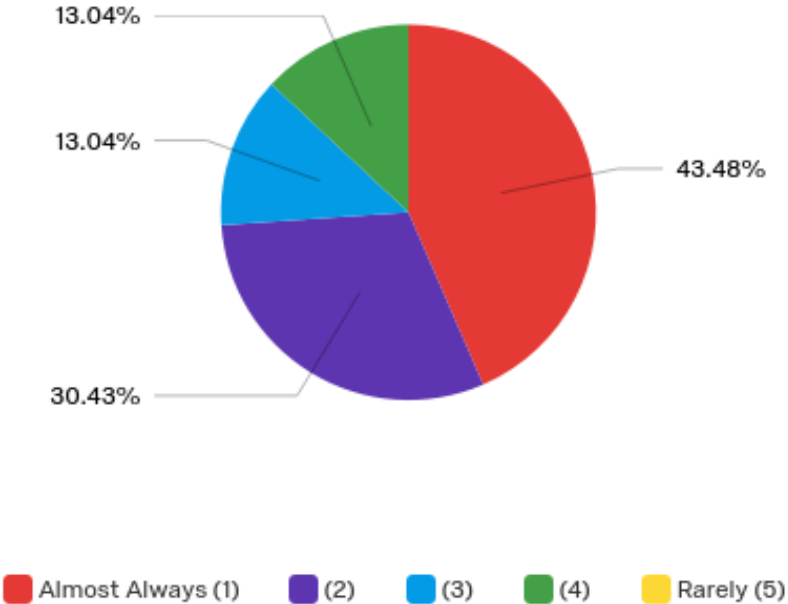
**Question 4: How much time did you spend in those sessions on average?**



Answer	Response Percent	Response Count
Less than 15 minutes	69.57%	16
15 to 30 minutes	30.43%	7
31 minutes to 1 hour	0.00%	0
More than 1 hour	0.00%	0
Total	100%	23



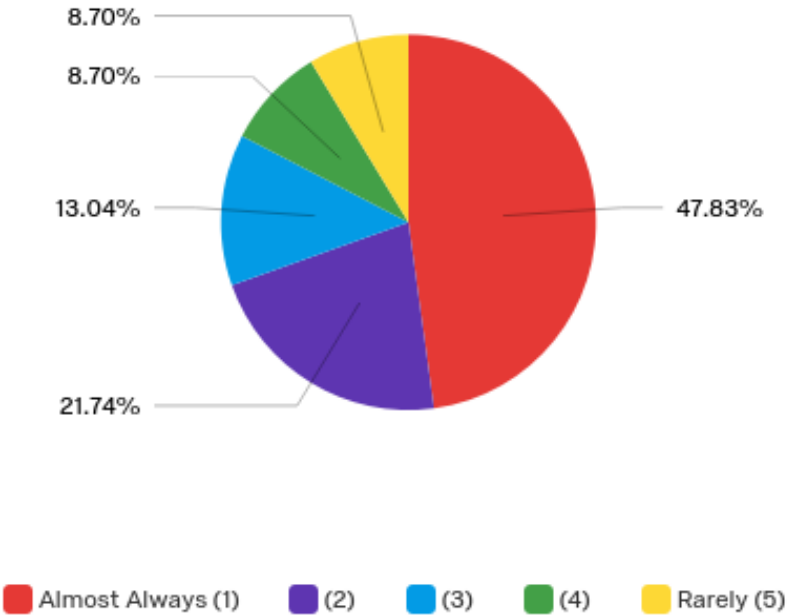
**Question 5 (a): Have you been able to visit your advisor when you need to?**



Question	Almost Always (1)	(2)	(3)	(4)	Rarely (5)	Total	Weighted Average
I have been able to visit my advisor when I needed to.	43.48% 10	30.43% 7	13.04% 3	13.04% 3	0.00% 0	100.00% 23	1.96



**Question 5 (b): Have you been able to spend as much time with your advisor as needed?**



Question	Almost Always (1)	(2)	(3)	(4)	Rarely (5)	Total	Weighted Average
I was able to spend as much time with my advisor as needed.	47.83% 11	21.74% 5	13.04% 3	8.70% 2	8.70% 2	100.00% 23	2.09



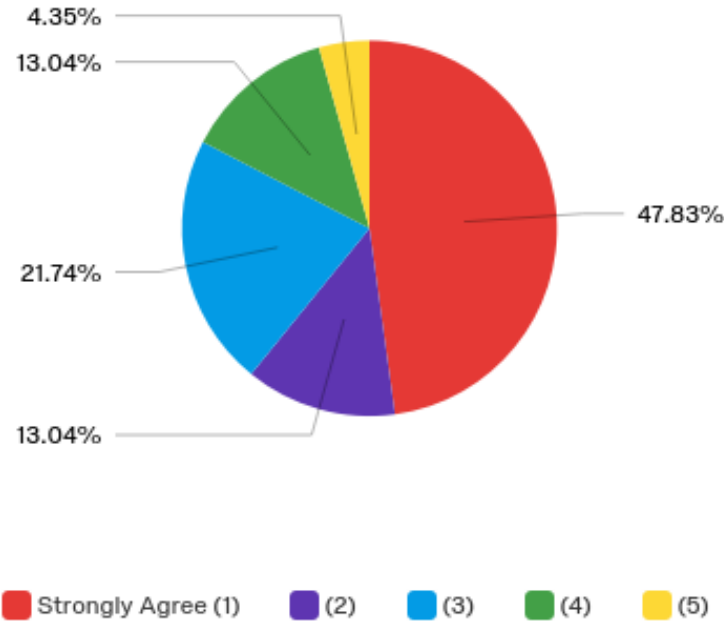


**Question 6: Please describe your experience with your present advisor.**

Question	Very Much (1)	(2)	(3)	(4)	Not at All (5)	(N/A)	Total	Weighted Average
Information from my advisor helped me select courses.	30.43% 7	13.04% 3	13.04% 3	30.43% 7	13.04% 3	0.00% 0	100.00% 23	2.83
My advisor's information about programs helped me clarify my college plans.	17.39% 4	34.78% 8	8.70% 2	13.04% 3	21.74% 5	4.35% 1	100.00% 23	3.00
My advisor's information about career opportunities helped me clarify my career goals.	17.39% 4	21.74% 5	13.04% 3	8.70% 2	21.74% 5	17.39% 4	100.00% 23	3.48
Information from my advisor clarified or simplified college requirements or procedures (e.g., degree requirements, drop/add, registration, etc.)	43.48% 10	8.70% 2	8.70% 2	21.74% 5	13.04% 3	4.35% 1	100.00% 23	2.65
I obtained helpful information from my advisor about resources and services on campus (e.g., student services, counseling, financial aid, etc.)	26.09% 6	17.39% 4	4.35% 1	13.04% 3	26.09% 6	13.04% 3	100.00% 23	3.35



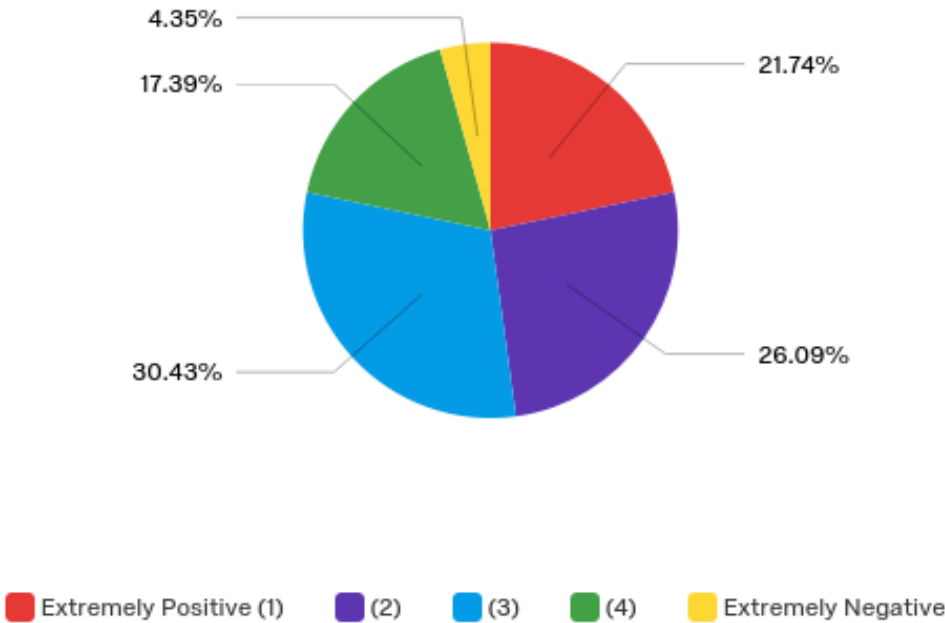
**Question 7: Did your advisor place final responsibility on you for decision making?**



Question	Strongly Agree (1)	(2)	(3)	(4)	Strongly Disagree (5)	Total	Weighted Average
As appropriate, my advisor places final responsibility for making decisions on me	47.83% 11	13.04% 3	21.74% 5	13.04% 3	4.35% 1	100.00% 23	2.13



**Question 8: How would you rate your overall advising experience with your present advisor?**



Question	Extremely Positive (1)	(2)	(3)	(4)	Extremely Negative (5)	Total	Weighted Average
How would you rate your overall advising experience with your present advisor?	21.74% 5	26.09% 6	30.43% 7	17.39% 4	4.35% 1	100.00% 23	2.57



**Question 9: Rank the three most important purposes for utilizing your advisor.**

<b>Question</b>	<b>1</b>	<b>2</b>	<b>3</b>	<b>Total</b>
Discussing a course you are taking	0.00% 0	50.00% 2	50.00% 2	100.00% 4
Career Planning	26.67% 4	33.33% 5	40.00% 6	100.00% 15
Selecting courses for your schedule	80.00% 16	10.00% 2	10.00% 2	100.00% 20
Information about college requirements and/or procedures	14.29% 2	50.00% 7	35.71% 5	100.00% 14
Choosing a major	0.00% 0	0.00% 0	0.00% 0	0.00% 0
Getting a signature	0.00% 0	66.67% 2	33.33% 1	100.00% 3
Personal concerns	0.00% 0	0.00% 0	100.00% 3	100.00% 3
Information about college services or resources	0.00% 0	0.00% 0	100.00% 1	100.00% 1
Discussing your grades or academic performance	0.00% 0	80.00% 4	20.00% 1	100.00% 5
Information about your skills, abilities, potential, etc.	0.00% 0	50.00% 1	50.00% 1	100.00% 2
Other	50.00% 1	0.00% 0	50.00% 1	100.00% 2



## Department Questions

**Question 11: Please indicate your level of agreement with the items below based on your experience:**

Question	Strongly Agree	Agree	Neutral	Disagree	Strongly Disagree	Total
The Food and Nutrition Department offers specific information regarding career paths and internships	<b>22.73%</b> 5	<b>45.45%</b> 10	<b>13.64%</b> 3	<b>9.09%</b> 2	<b>9.09%</b> 2	22
I was happy with the advice I received from my assigned advisor and other Food and Nutrition faculty	<b>21.74%</b> 5	<b>26.09%</b> 6	<b>26.09%</b> 6	<b>17.39%</b> 4	<b>8.70%</b> 2	23
I was comfortable discussing my post-graduate plans with at least one Food and Nutrition faculty member	<b>30.00%</b> 6	<b>40.00%</b> 8	<b>15.00%</b> 3	<b>10.00%</b> 2	<b>5.00%</b> 1	20

